



10 Watt P1dB, 8 GHz to 12 GHz, High Power Amplifier  
with Heatsink, SMA, 30 dB Gain, 47 dBm IP3

TECHNICAL DATA SHEET

PE15A5053F

The PE15A5053F is a coaxial high power amplifier with finned heatsink and cooling fan, operating in the 8 to 12 GHz frequency range. The amplifier offers 10 watts of P1dB minimum and 30 dB small signal gain minimum, with gain flatness of  $\pm 2.5$  dB max. The Power Amplifier / Heatsink Fan assembly requires a single +12 Vdc supply using voltage and ground wires that attach to the heatsink terminal block. The Power Amplifier has an internal regulator with DC capacitors. Operational temperature range is 0°C to 50°C. The integrated design comes fully assembled and effectively maintains an adequate baseplate temperature for highly reliable operation. Additionally, the amplifier module supports field replaceable connectors and is designed to meet MIL-STD-202F environmental test conditions for Humidity, Shock, Vibration, and Altitude.

**Features**

- 8 to 12 GHz Frequency Range
- P1dB 10 Watts min.
- Small Signal Gain: 30 dB min.
- Gain Flatness:  $\pm 2.5$  dB max.
- 50 Ohm Input and Output Matched
- 0 to 50°C Operating Temperature
- Unconditionally Stable
- Single DC Positive Supply
- Built-in DC Voltage Regulator
- Field Replaceable SMA Female connectors
- Meets MIL-STD-202 Test Conditions
- Integrated Finned Heatsink with Cooling Fan

**Applications**

- Electronic Warfare
- Electronic Countermeasures
- Radar Systems
- Telecom Infrastructure
- Test Instrumentation
- Communication Systems
- Satellite Communications
- Microwave Radio Systems
- Driver Amplifier
- High Power Output Amplifier

**Electrical Specifications** (TA = +25°C, DC Voltage = 12Volts, DC Current = 15.16A)

Description	Minimum	Typical	Maximum	Units
Frequency Range	8		12	GHz
Small Signal Gain	30			dB
Gain Flatness			$\pm 2.5$	dB
Output Power at 1 dB Compression Point	+40			dBm
Output 3rd Order Intercept Point		+47		dBm
Impedance (Input)		50		Ohms
Impedance (Output)		50		Ohms
Input VSWR			2:1	
Output VSWR			2:1	
Operating DC Voltage		12		Volts
Operating DC Current		15.16		A
Operating Temperature Range	0		+50	°C

Click the following link (or enter part number in "SEARCH" on website) to obtain additional part information including price, inventory and certifications: [10 Watt P1dB, 8 GHz to 12 GHz, High Power Amplifier with Heatsink, SMA, 30 dB Gain, 47 dBm IP3 PE15A5053F](#)



10 Watt P1dB, 8 GHz to 12 GHz, High Power Amplifier  
with Heatsink, SMA, 30 dB Gain, 47 dBm IP3

## TECHNICAL DATA SHEET

PE15A5053F

### Mechanical Specifications

#### Size

Length	5.51 in [139.95 mm]
Width	5.1 in [129.54 mm]
Height	2.36 in [59.94 mm]

Weight	9 lbs [4.08 kg]
Input Connector	SMA Female
Output Connector	SMA Female
Bias Connector	Solder Pin
Heatsink Fin Material	6063-T5 Aluminum Alloy Black Anodyne finish

### Environmental Specifications

#### Temperature

Operating Range	0 to +50 deg C
Storage Range	-40 to +100 deg C

Humidity	MIL-STD-202F, Method 103B, Condition B
Shock	MIL-STD-202F, Method 213B, Condition B
Vibration	MIL-STD-202F, Method 204D, Condition B
Altitude	MIL-STD-202F, Method 105C, Condition B

### Compliance Certifications (see [product page](#) for current document)

### Plotted and Other Data

#### Notes:

- Values at +25 °C, sea level
- Heatsink Included

Click the following link (or enter part number in "SEARCH" on website) to obtain additional part information including price, inventory and certifications: [10 Watt P1dB, 8 GHz to 12 GHz, High Power Amplifier with Heatsink, SMA, 30 dB Gain, 47 dBm IP3 PE15A5053F](#)



## 10 Watt P1dB, 8 GHz to 12 GHz, High Power Amplifier with Heatsink, SMA, 30 dB Gain, 47 dBm IP3

### TECHNICAL DATA SHEET

PE15A5053F

#### Amplifier Power-up Precautions

- 1.) Confirm that proper ESD precautions and controls are always in place before handling any Amplifier module.
- 2.) Confirm adequate thermal management is in place to effectively dissipate heat away from the Amplifier package. The Amplifier operational baseplate temperature must be within the operational temperature range stated in the Amplifier datasheet. Depending on the design and thermal requirements, using a heatsink with cooling fan is always recommended for safe reliable operation. A heat sink without a cooling fan may also be used. Damage caused from overheating will void the warranty.
- 3.) Confirm adequate system grounding is established. The DC power supply and Amplifier must have a common ground in order to operate properly.
- 4.) Power Amplifiers may require additional DC Current when initially powered-up. Depending on the design, the input current draw could range from an additional 10% to 100% above the maximum rated DC current of the Amplifier. This varies based on product part number.
- 5.) Confirm the DC power supply, if limited, is set to allow for additional start-up current that's rated for the Power Amplifier.
- 6.) Confirm the system is designed and calibrated for 50 ohms. Any impedance mismatch may cause performance issues.
- 7.) Perform a CALIBRATION (if required) with the loads before connecting the Amplifier to the Network Analyzer to ensure proper performance.
- 8.) Use a fixed attenuator between the signal source and input port of the Amplifier to optimize the input VSWR match.
- 9.) Confirm the input power level at the input port of the amplifier does not exceed the maximum rated limit for input power (as stated in the Amplifier datasheet).  
 $P_{in}$  for Small Signal Gain = P1dB-SSG-10 dB  
 $P_{in}$  for P1dB = P1dB-SSG+1 dB
- 10.) Confirm the Network Analyzer is always connected to the Amplifier first before DC power is applied to the Amplifier.
- 11.) As long as the input and output ports of the amplifier are connected to a 50Ohm load and RF signal power is applied, the Amplifier can be powered up with DC voltage.
- 12.) Confirm the Amplifier output load is matched for a 50 Ohm impedance and will not exceed the maximum rated VSWR or Return Loss limit for the Amplifier. Exceeding the maximum rated VSWR or Return Loss limit will result in reflected signal power that could damage the Amplifier and void the warranty.
- 13.) **Power Amplifier connected to an Antenna for signal transmission** - It's strongly recommended to use a high power fixed attenuator pad or an Isolator between the output port of the Amplifier and input port to the antenna. Any reflected signal power due to impedance mismatch will likely damage the Amplifier and void the warranty.
- 14.) The attenuator or isolator used at the output port of the Amplifier must be rated to handle the output power level and operational frequency band of the amplifier.

Click the following link (or enter part number in "SEARCH" on website) to obtain additional part information including price, inventory and certifications: [10 Watt P1dB, 8 GHz to 12 GHz, High Power Amplifier with Heatsink, SMA, 30 dB Gain, 47 dBm IP3 PE15A5053F](#)

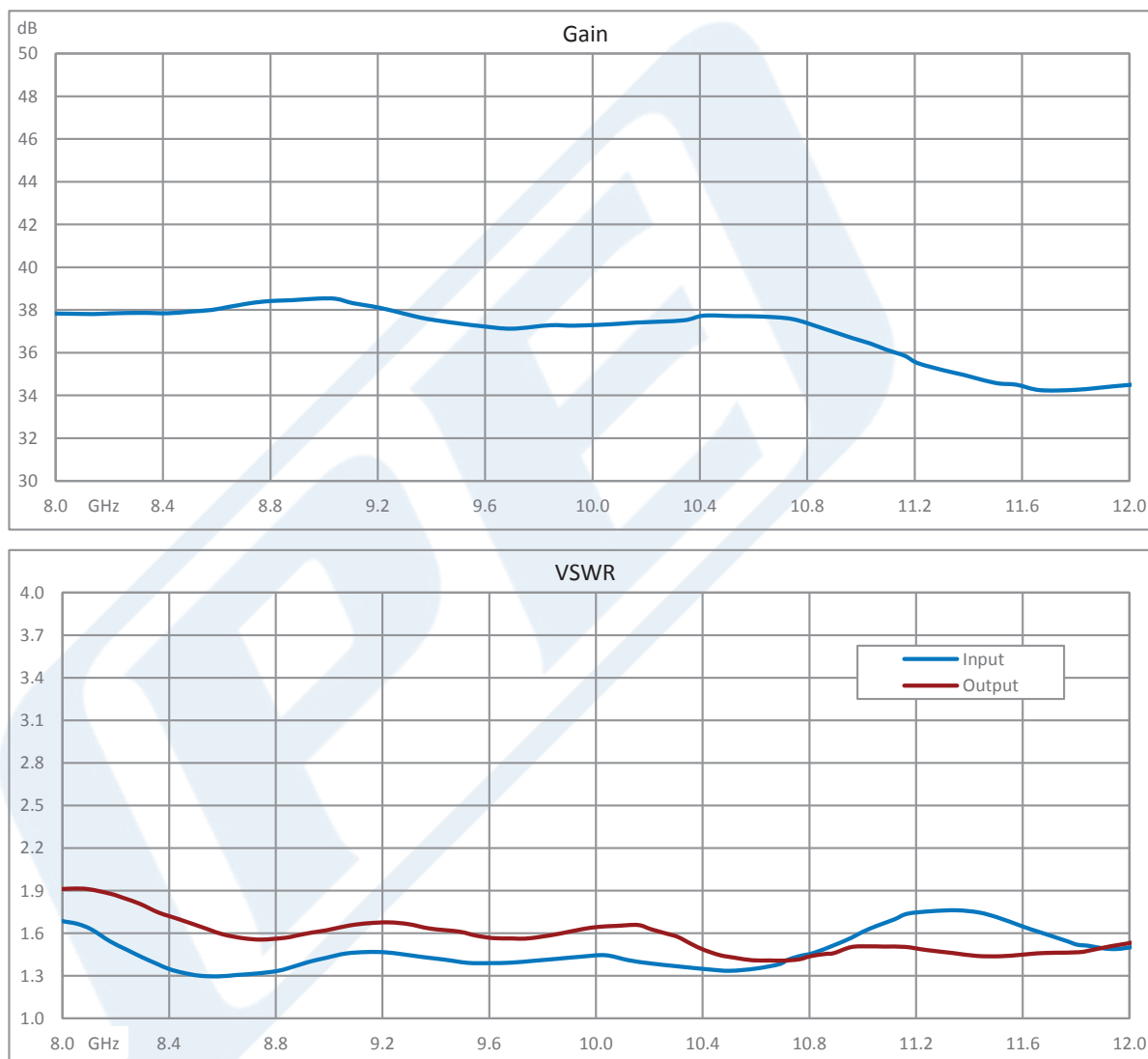


10 Watt P1dB, 8 GHz to 12 GHz, High Power Amplifier  
with Heatsink, SMA, 30 dB Gain, 47 dBm IP3

TECHNICAL DATA SHEET

PE15A5053F

Typical Performance Data



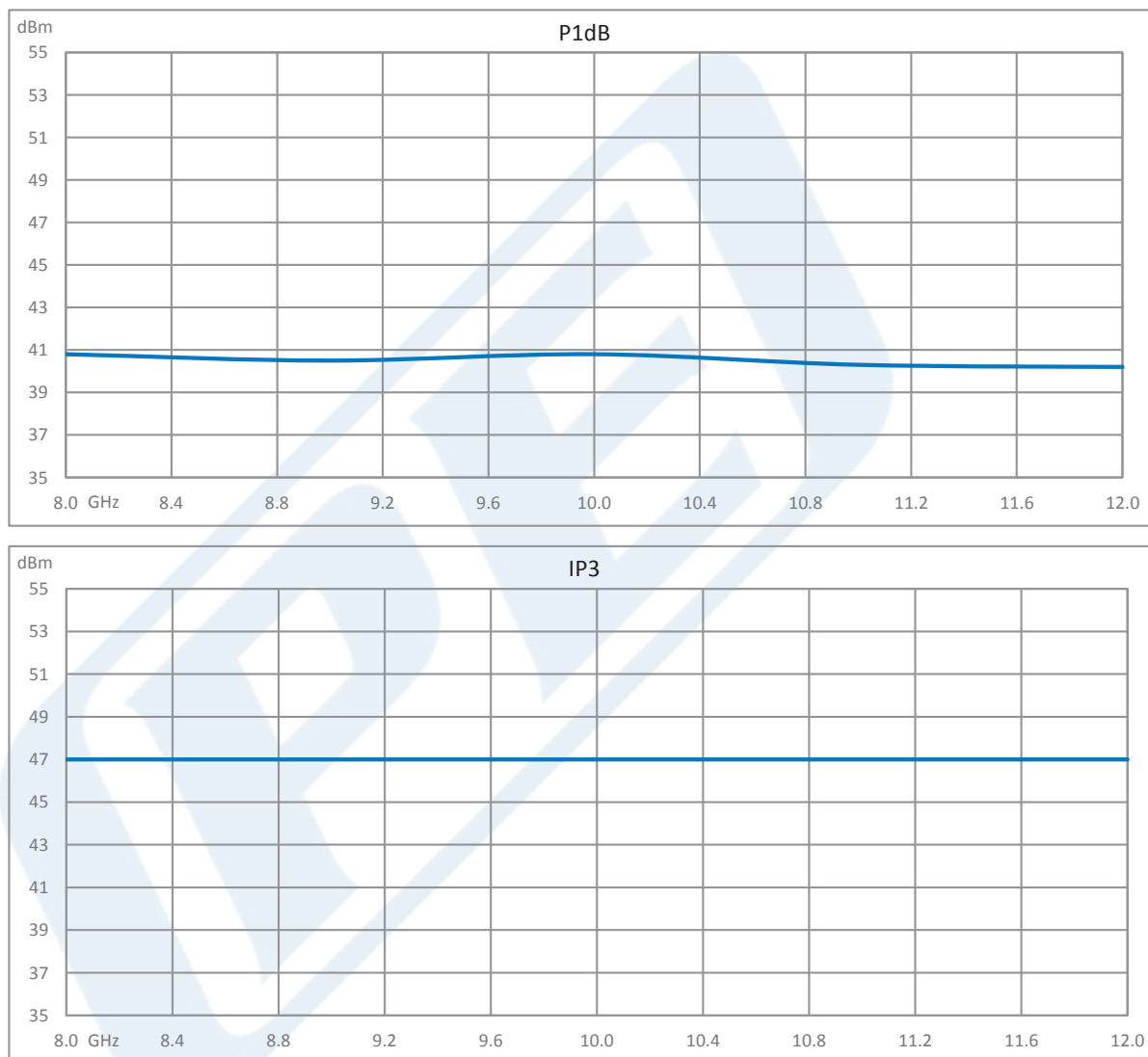
Click the following link (or enter part number in "SEARCH" on website) to obtain additional part information including price, inventory and certifications: [10 Watt P1dB, 8 GHz to 12 GHz, High Power Amplifier with Heatsink, SMA, 30 dB Gain, 47 dBm IP3 PE15A5053F](#)



10 Watt P1dB, 8 GHz to 12 GHz, High Power Amplifier  
with Heatsink, SMA, 30 dB Gain, 47 dBm IP3

TECHNICAL DATA SHEET

PE15A5053F



Click the following link (or enter part number in "SEARCH" on website) to obtain additional part information including price, inventory and certifications: [10 Watt P1dB, 8 GHz to 12 GHz, High Power Amplifier with Heatsink, SMA, 30 dB Gain, 47 dBm IP3 PE15A5053F](#)



10 Watt P1dB, 8 GHz to 12 GHz, High Power Amplifier  
with Heatsink, SMA, 30 dB Gain, 47 dBm IP3

TECHNICAL DATA SHEET

PE15A5053F

10 Watt P1dB, 8 GHz to 12 GHz, High Power Amplifier with Heatsink, SMA, 30 dB Gain, 47 dBm IP3 from Pasternack Enterprises has same day shipment for domestic and International orders. Our RF, microwave and millimeter wave products maintain a 99.4% availability and are part of the broadest selection in the industry.

Click the following link (or enter part number in "SEARCH" on website) to obtain additional part information including price, inventory and certifications: [10 Watt P1dB, 8 GHz to 12 GHz, High Power Amplifier with Heatsink, SMA, 30 dB Gain, 47 dBm IP3 PE15A5053F](https://www.pasternack.com/12-ghz-high-power-amplifier-30-db-gain-sma-pe15a5053f-p.aspx)

URL: <https://www.pasternack.com/12-ghz-high-power-amplifier-30-db-gain-sma-pe15a5053f-p.aspx>

The information contained in this document is accurate to the best of our knowledge and representative of the part described herein. It may be necessary to make modifications to the part and/or the documentation of the part, in order to implement improvements. Pasternack reserves the right to make such changes as required. Unless otherwise stated, all specifications are nominal. Pasternack does not make any representation or warranty regarding the suitability of the part described herein for any particular purpose, and Pasternack does not assume any liability arising out of the use of any part or documentation.



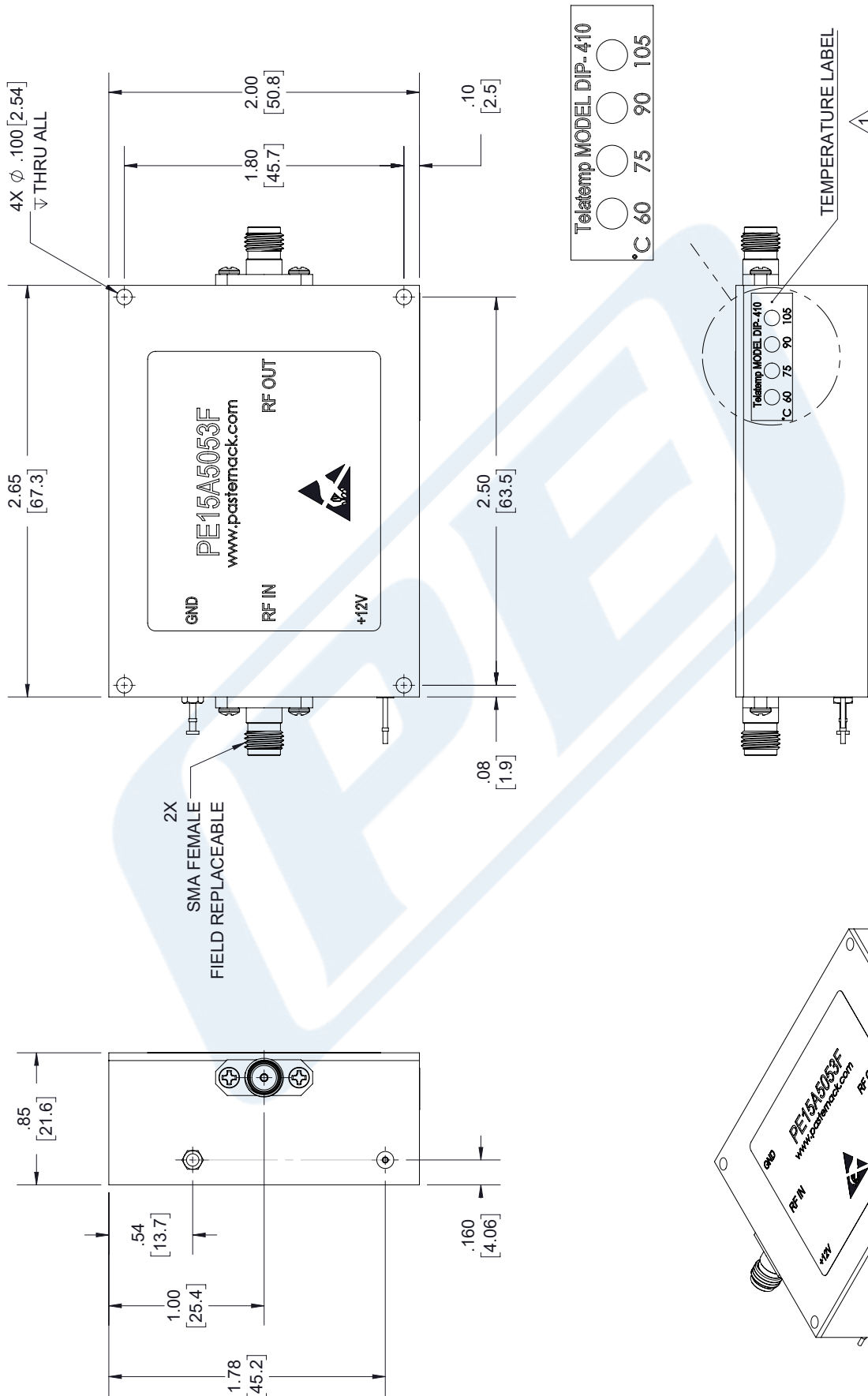


# PE15A5053F CAD Drawing

10 Watt P1dB, 8 GHz to 12 GHz, High Power Amplifier  
with Heatsink, SMA, 30 dB Gain, 47 dBm IP3

## AMPLIFIER DETAIL

NOTE:  
1. WARRANTY VOID IF REMOVED.



<b>PE PASTERNAK</b> an INFINITE brand Pasternack Enterprises, Inc. P.O. Box 16759, Irvine, CA 92623. Phone: 1.949.261.1920   1.866.727.8376 Fax: 1.949.261.7451 www.pasternack.com   e-mail: sales@pasternack.com		THE INFORMATION AND DESIGN IN THIS DOCUMENT IS THE PROPERTY OF PASTERNAK CORPORATION. ALL RIGHTS RESERVED.	
UNLESS OTHERWISE SPECIFIED LEADING DIMENSIONS ARE INCHES DIMENSIONS IN [ ] ARE MILLIMETERS	TOLERANCES: X±.2 [5.08] XX±.01 [25] XXX±.005 [13]	FRACTIONS ±1/32 ANGLES ±1°	ALL DIMENSIONS SHOWN ARE FOR REFERENCE ONLY. THIRD-ANGLE PROJECTION
SIZE A	CAGE 53919	DRAWN BY K.DANG	PART NUMBER PE15A5053F
SHEET 2 OF 2		SCALE N/A	
REV A		REV A	

THESE COMMODITIES, TECHNOLOGY OR SOFTWARE WERE EXPORTED FROM THE UNITED STATES IN ACCORDANCE WITH THE EXPORT ADMINISTRATION REGULATIONS. DIVERSION CONTRARY TO U.S. LAW PROHIBITED.