



1 Watt P3dB, 5 GHz to 6 GHz, Medium Power GaAs Amplifier with Heatsink, 31 dB Gain, 42 dBm IP3 and SMA

TECHNICAL DATA SHEET

PE15A4077

The PE15A4077 is a 1 Watt coaxial packaged power amplifier operating across a frequency range from 5 GHz to 6 GHz. Impressive typical performance includes 31 dB small signal gain, 7 dB noise figure, +32 dBm P3dB, +34 dBm Psat, and an output 3rd order intercept point of +42 dBm. Maximum RF input power is +23 dBm. This exceptional technical performance is achieved through the use of a hybrid MIC design and advanced GaAs devices. The amplifier supports an integrated heatsink for optimum thermal dissipation. Additional features include reverse DC protection and internal voltage regulation with a DC voltage range from +9V to +15V (+12V nominal) with a DC current of 920 mA (@Pout = +30 dBm), and 1300 mA (@Psat = +33 dBm). The operational temperature range is -40°C to +85°C. The rugged package assembly supports SMA female connectors and RFI and Ground pins. And for highly reliable operation, the model is guaranteed to meet environmental test conditions for Humidity, Shock, Vibration, and Altitude.

Features

- 1 Watt Power Amplifier
- 5 GHz to 6 GHz
- Small Signal Gain 31 dB typ
- 7 dB Noise Figure
- Output P3dB +32 dBm/Output Psat +34 dBm
- Output IP3 +42 dBm
- Max RF Input Power +23 dBm
- Integrated Heatsink
- Reverse DC Protection
- Internal Voltage Regulation
- DC Voltage +12Vdc
- DC Current 1300 mA
- Operational Temperature Range -40°C to +85°C
- SMA Female Connectors
- 50 Ohm Design
- Rugged Design meets MIL-STD-202 Test Conditions

Applications

- Aerospace & Defense
- Test & Measurement
- Microwave Radio Systems
- Military & Commercial Communication Systems
- Research & Development
- SATCOM
- Wireless Communications

Electrical Specifications (TA = +25°C, DC Voltage = +12Volts, DC Current = 920mA)

Description	Minimum	Typical	Maximum	Units
Frequency Range	5		6	GHz
Small Signal Gain*	28	31		dB
Gain Flatness		±1.5	±2	dB
Input Power (CW)			+23	dBm
Pout at Sat.*	+33	+34		dBm
Output 3rd Intercept Point*	+40	+42		dBm
Output Power at 3 dB Compression Point*	30	32		dBm
Reverse Isolation	-45	-50		dB
Noise Figure		7	9	dB
Impedance (Input)		50		Ohms
Impedance (Output)		50		Ohms
Input VSWR	2:1	2.5:1		
Output VSWR		1.5:1	2:1	
Operating DC Voltage	+9	+12	+15	Volts
Operating DC Current**		920	1.2	mA

Click the following link (or enter part number in "SEARCH" on website) to obtain additional part information including price, inventory and certifications: [1 Watt P3dB, 5 GHz to 6 GHz, Medium Power GaAs Amplifier with Heatsink, 31 dB Gain, 42 dBm IP3 and SMA PE15A4077](#)



1 Watt P3dB, 5 GHz to 6 GHz, Medium Power GaAs
Amplifier with Heatsink, 31 dB Gain, 42 dBm IP3 and SMA

TECHNICAL DATA SHEET

PE15A4077

Operating Current @Pout = +33 dBm	1.3	2	A
Quiescent Current (No Input)	370	450	mA

*Frequency = 5500 MHz

**@ Pout = +30 dBm

Absolute Maximum Rating

Parameter	Absolute Maximum
RF Input Power	+23dBm
Supply Voltage	+18V
Operating Temperature	-40 °C to +85 °C
Storage Temperature	-55 °C to +125 °C

Mechanical Specifications

Size	
Length	3.75 in [95.25 mm]
Width	2 in [50.8 mm]
Height	1.813 in [46.05 mm]
Weight	0.56 lbs [254.01 g]
Input Connector	SMA Female
Output Connector	SMA Female

Environmental Specifications

Temperature	
Operating Range	-40 to +85 deg C
Storage Range	-55 to +105 deg C
Humidity	MIL-STD-202, Method 103B, Condition B
Shock	MIL-STD-202F, Method 213B, Condition B
Vibration	MIL-STD-202F, Method 204D, Condition B
Altitude	MIL-STD-202F, Method 105C, Condition B

Click the following link (or enter part number in "SEARCH" on website) to obtain additional part information including price, inventory and certifications: [1 Watt P3dB, 5 GHz to 6 GHz, Medium Power GaAs Amplifier with Heatsink, 31 dB Gain, 42 dBm IP3 and SMA PE15A4077](#)



1 Watt P3dB, 5 GHz to 6 GHz, Medium Power GaAs
Amplifier with Heatsink, 31 dB Gain, 42 dBm IP3 and SMA

TECHNICAL DATA SHEET

PE15A4077

Compliance Certifications (see [product page](#) for current document)

Plotted and Other Data

Notes:

- Values at +25 °C, sea level

Click the following link (or enter part number in "SEARCH" on website) to obtain additional part information including price, inventory and certifications: [1 Watt P3dB, 5 GHz to 6 GHz, Medium Power GaAs Amplifier with Heatsink, 31 dB Gain, 42 dBm IP3 and SMA PE15A4077](#)



1 Watt P3dB, 5 GHz to 6 GHz, Medium Power GaAs
Amplifier with Heatsink, 31 dB Gain, 42 dBm IP3 and SMA

TECHNICAL DATA SHEET

PE15A4077

Amplifier Power-up Precautions

- 1.) Confirm that proper ESD precautions and controls are always in place before handling any Amplifier module.
- 2.) Confirm adequate thermal management is in place to effectively dissipate heat away from the Amplifier package. The Amplifier operational baseplate temperature must be within the operational temperature range stated in the Amplifier datasheet. Depending on the design and thermal requirements, using a heatsink with cooling fan is always recommended for safe reliable operation. A heat sink without a cooling fan may also be used. Damage caused from overheating will void the warranty.
- 3.) Confirm adequate system grounding is established. The DC power supply and Amplifier must have a common ground in order to operate properly.
- 4.) Power Amplifiers may require additional DC Current when initially powered-up. Depending on the design, the input current draw could range from an additional 10% to 100% above the maximum rated DC current of the Amplifier. This varies based on product part number.
- 5.) Confirm the DC power supply, if limited, is set to allow for additional start-up current that's rated for the Power Amplifier.
- 6.) Confirm the system is designed and calibrated for 50 ohms. Any impedance mismatch may cause performance issues.
- 7.) Perform a CALIBRATION (if required) with the loads before connecting the Amplifier to the Network Analyzer to ensure proper performance.
- 8.) Use a fixed attenuator between the signal source and input port of the Amplifier to optimize the input VSWR match.
- 9.) Confirm the input power level at the input port of the amplifier does not exceed the maximum rated limit for input power (as stated in the Amplifier datasheet).
 P_{in} for Small Signal Gain = P1dB-SSG-10 dB
 P_{in} for P1dB = P1dB-SSG+1 dB
- 10.) Confirm the Network Analyzer is always connected to the Amplifier first before DC power is applied to the Amplifier.
- 11.) As long as the input and output ports of the amplifier are connected to a 50Ohm load and RF signal power is applied, the Amplifier can be powered up with DC voltage.
- 12.) Confirm the Amplifier output load is matched for a 50 Ohm impedance and will not exceed the maximum rated VSWR or Return Loss limit for the Amplifier. Exceeding the maximum rated VSWR or Return Loss limit will result in reflected signal power that could damage the Amplifier and void the warranty.
- 13.) **Power Amplifier connected to an Antenna for signal transmission** - It's strongly recommended to use a high power fixed attenuator pad or an Isolator between the output port of the Amplifier and input port to the antenna. Any reflected signal power due to impedance mismatch will likely damage the Amplifier and void the warranty.
- 14.) The attenuator or isolator used at the output port of the Amplifier must be rated to handle the output power level and operational frequency band of the amplifier.

Click the following link (or enter part number in "SEARCH" on website) to obtain additional part information including price, inventory and certifications: [1 Watt P3dB, 5 GHz to 6 GHz, Medium Power GaAs Amplifier with Heatsink, 31 dB Gain, 42 dBm IP3 and SMA PE15A4077](#)

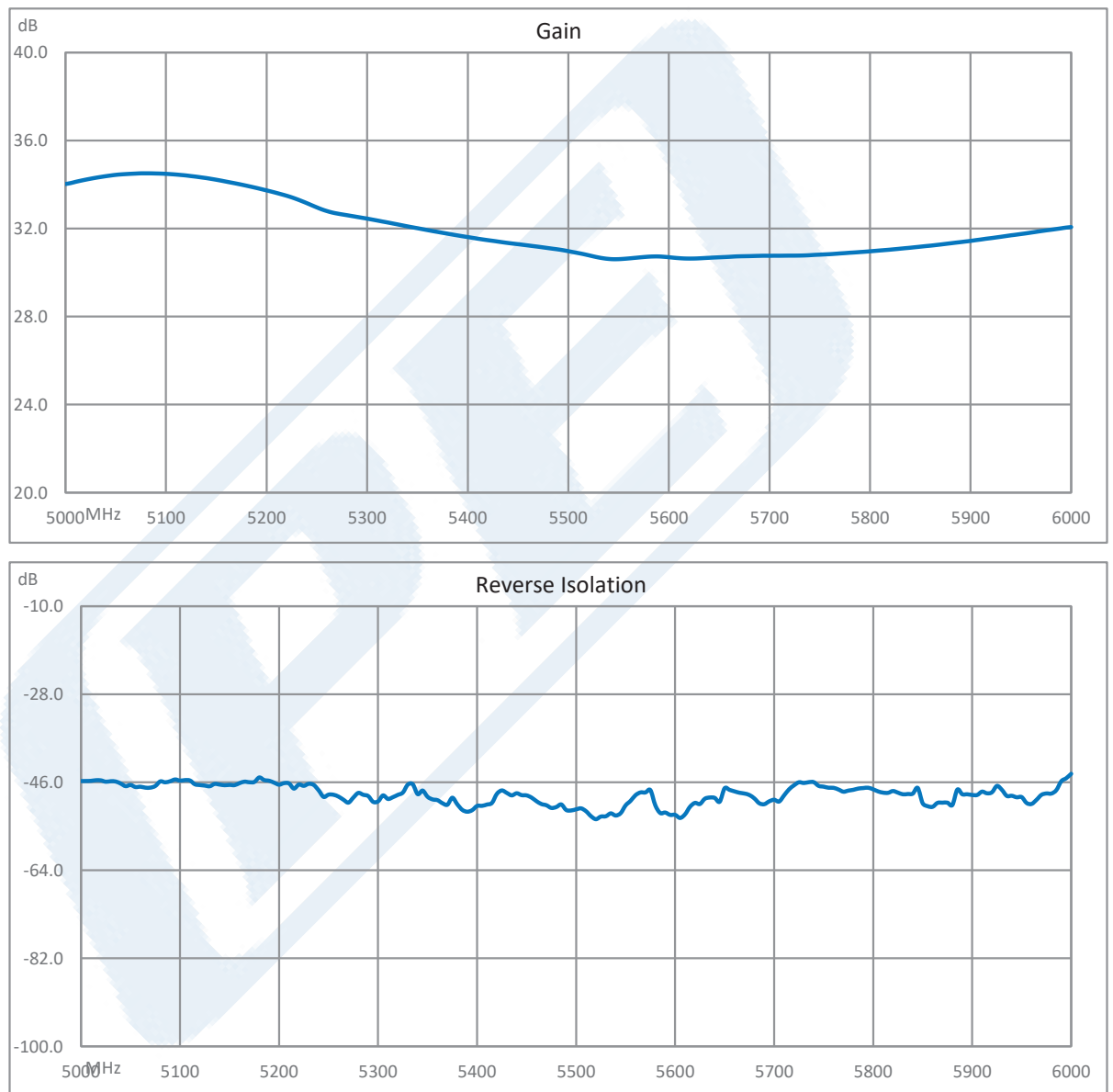


1 Watt P3dB, 5 GHz to 6 GHz, Medium Power GaAs
Amplifier with Heatsink, 31 dB Gain, 42 dBm IP3 and SMA

TECHNICAL DATA SHEET

PE15A4077

Typical Performance Data



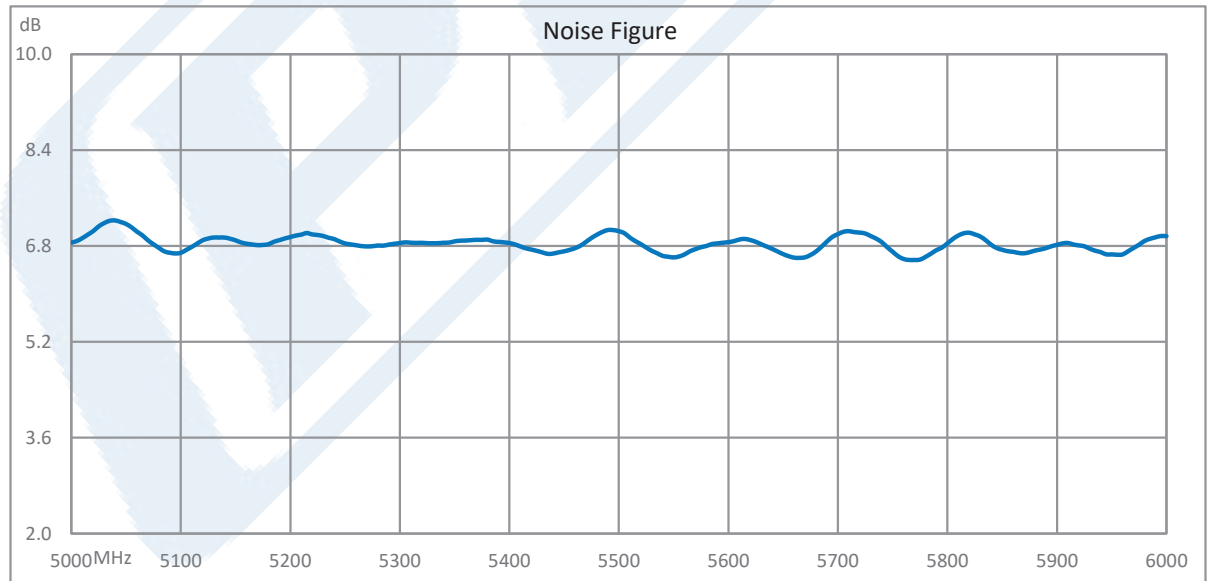
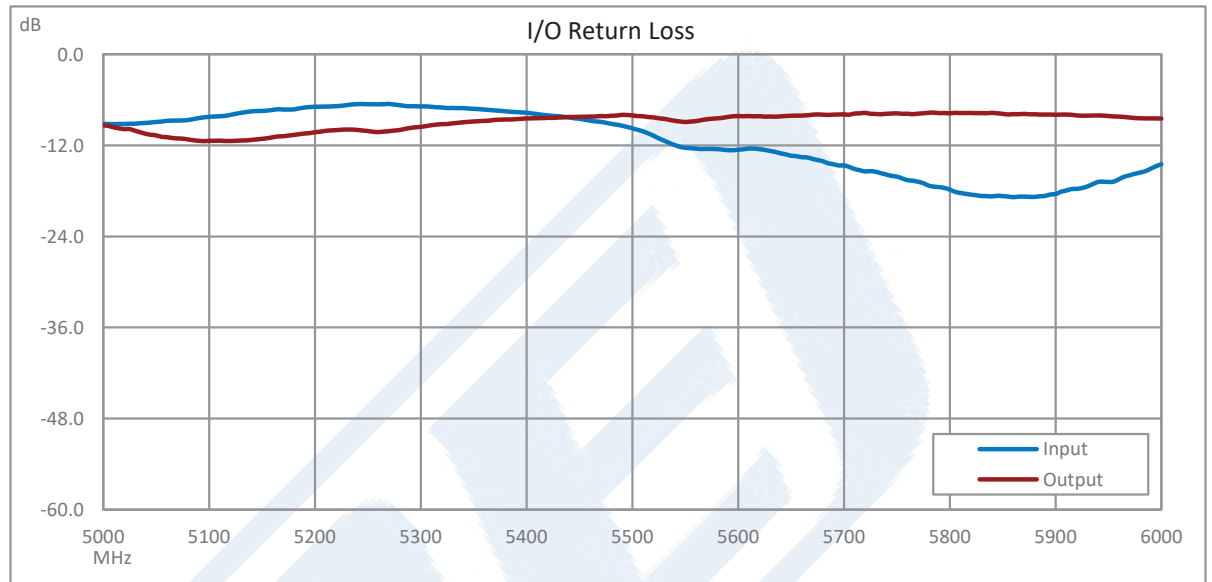
Click the following link (or enter part number in "SEARCH" on website) to obtain additional part information including price, inventory and certifications: [1 Watt P3dB, 5 GHz to 6 GHz, Medium Power GaAs Amplifier with Heatsink, 31 dB Gain, 42 dBm IP3 and SMA PE15A4077](#)



1 Watt P3dB, 5 GHz to 6 GHz, Medium Power GaAs
Amplifier with Heatsink, 31 dB Gain, 42 dBm IP3 and SMA

TECHNICAL DATA SHEET

PE15A4077



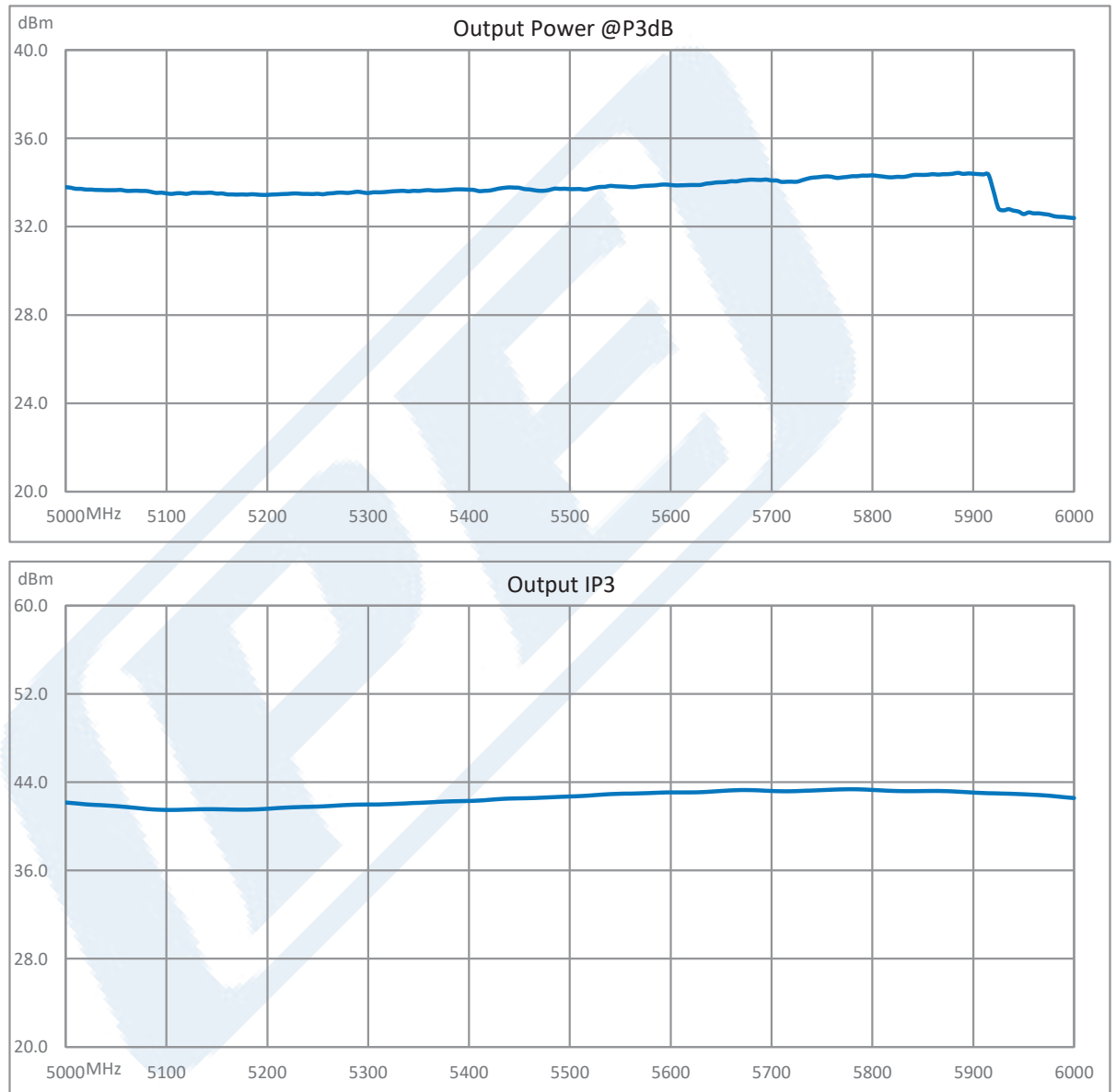
Click the following link (or enter part number in "SEARCH" on website) to obtain additional part information including price, inventory and certifications: [1 Watt P3dB, 5 GHz to 6 GHz, Medium Power GaAs Amplifier with Heatsink, 31 dB Gain, 42 dBm IP3 and SMA PE15A4077](#)



1 Watt P3dB, 5 GHz to 6 GHz, Medium Power GaAs
Amplifier with Heatsink, 31 dB Gain, 42 dBm IP3 and SMA

TECHNICAL DATA SHEET

PE15A4077



Click the following link (or enter part number in "SEARCH" on website) to obtain additional part information including price, inventory and certifications: [1 Watt P3dB, 5 GHz to 6 GHz, Medium Power GaAs Amplifier with Heatsink, 31 dB Gain, 42 dBm IP3 and SMA PE15A4077](#)



1 Watt P3dB, 5 GHz to 6 GHz, Medium Power GaAs
Amplifier with Heatsink, 31 dB Gain, 42 dBm IP3 and SMA

TECHNICAL DATA SHEET

PE15A4077

1 Watt P3dB, 5 GHz to 6 GHz, Medium Power GaAs Amplifier with Heatsink, 31 dB Gain, 42 dBm IP3 and SMA from Pasternack Enterprises has same day shipment for domestic and International orders. Our RF, microwave and millimeter wave products maintain a 99.4% availability and are part of the broadest selection in the industry.

Click the following link (or enter part number in "SEARCH" on website) to obtain additional part information including price, inventory and certifications: [1 Watt P3dB, 5 GHz to 6 GHz, Medium Power GaAs Amplifier with Heatsink, 31 dB Gain, 42 dBm IP3 and SMA PE15A4077](#)

URL:

The information contained in this document is accurate to the best of our knowledge and representative of the part described herein. It may be necessary to make modifications to the part and/or the documentation of the part, in order to implement improvements. Pasternack reserves the right to make such changes as required. Unless otherwise stated, all specifications are nominal. Pasternack does not make any representation or warranty regarding the suitability of the part described herein for any particular purpose, and Pasternack does not assume any liability arising out of the use of any part or documentation.

PE15A4077 CAD Drawing

1 Watt P3dB, 5 GHz to 6 GHz, Medium Power GaAs Amplifier
with Heatsink, 31 dB Gain, 42 dBm IP3 and SMA

