



2 GHz to 6 GHz, Log Amplifier, 40 mV/dB Log Slope, 75 dBm Log Range, SMA

TECHNICAL DATA SHEET

PE15A2001

The PE15A2001 is a SDLVA (Successive Detection Logarithmic Video Amplifier) designed to operate over the 2 GHz to 6 GHz Frequency Range. The SDLVA utilizes GaAs Technology which is beneficial for High speed Applications while maintaining flatness and accuracy through the band of operation.

Features

- Ultra-High Speed Applications
- 2 GHz to 6 GHz Frequency Range
- 70 dB Dynamic Range
- Designed for MIL-STD-202F Conditions
- Log slope 40 mV/dB
- 75 dBm Log Range
- 15 ns Typ Rise Time
- Video Bandwidth 20 MHz

Applications

- Electronic Warfare
- Test & Measurement
- Military & Space
- Radar
- Military Communications Systems

Electrical Specifications

Description	Minimum	Typical	Maximum	Units
Frequency Range	2		6	GHz
Frequency Flatness		±1.2		dB
Small Signal Gain		70		dB
Dynamic Range	+65		+5	dBm
Video Output			3.5	V
DC Offset		0.15		V
Output RF Power			+5	dBm
Log Range	-70		+5	dBm
Log Accuracy			±1.75	dB
Log Linearity			±1.75	dB
Log Slope (± 10% Tolerance)		40		mV/dB
Log Slope Variation with Frequency		±1.5		mV/dB
Log Slope Variation with Temperature		±1.2		mV/dB
Output Coupling		DC		
Pulse Range To CW	100			ns
Rise Time (10% to 90%)		15	25	ns
Fall Time (90% to 10%)		25	30	ns
Output Video Load (± 10%)			50	Ohm
Positive Power Supply (@300 mA Typ)*	12		15	Volts
Negative Power Supply (@190 mA Typ)*	-12		-15	Volts
Operating Temperature Range	-40		+71	deg C
Storage Temperature Range	-65		+100	deg C

Click the following link (or enter part number in "SEARCH" on website) to obtain additional part information including price, inventory and certifications: [2 GHz to 6 GHz, Log Amplifier, 40 mV/dB Log Slope, 75 dBm Log Range, SMA PE15A2001](#)



2 GHz to 6 GHz, Log Amplifier, 40 mV/dB Log Slope, 75 dBm Log Range, SMA

TECHNICAL DATA SHEET

PE15A2001

*Note: Do Not Supply +V Without -V Supplied, As Well As This May Destroy The Unit.

Mechanical Specifications

Size

Length	3.75 in [95.25 mm]
Width	1.5 in [38.1 mm]
Height	0.5 in [12.7 mm]

Environmental Specifications

Humidity	MIL-STD-202F, METHOD 103B COND. B
Shock	MIL-STD-202F, METHOD 213B COND. B
Vibration	MIL-STD-202F, METHOD 204D COND. B
Altitude	MIL-STD-202F, METHOD 105C COND. B
Temperature Cycle	MIL-STD-202F, METHOD 107D COND. A

Compliance Certifications (visit www.Pasternack.com for current document)

Not RoHS Compliant

Plotted and Other Data

Notes:

- Values at +25 °C, sea level

Click the following link (or enter part number in "SEARCH" on website) to obtain additional part information including price, inventory and certifications: [2 GHz to 6 GHz, Log Amplifier, 40 mV/dB Log Slope, 75 dBm Log Range, SMA PE15A2001](#)



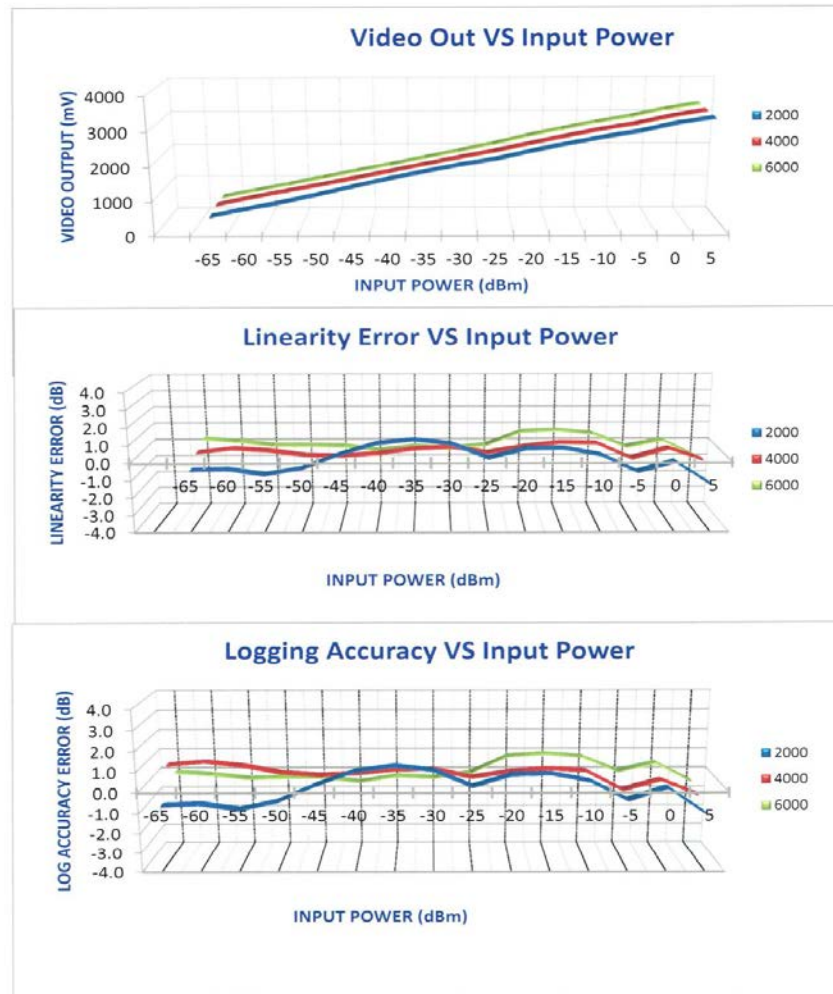
2 GHz to 6 GHz, Log Amplifier, 40 mV/dB Log Slope, 75 dBm Log Range, SMA

TECHNICAL DATA SHEET

PE15A2001

Typical Performance Data

Logging Accuracy, Linearity, Slope @ +25°



Click the following link (or enter part number in "SEARCH" on website) to obtain additional part information including price, inventory and certifications: [2 GHz to 6 GHz, Log Amplifier, 40 mV/dB Log Slope, 75 dBm Log Range, SMA PE15A2001](#)

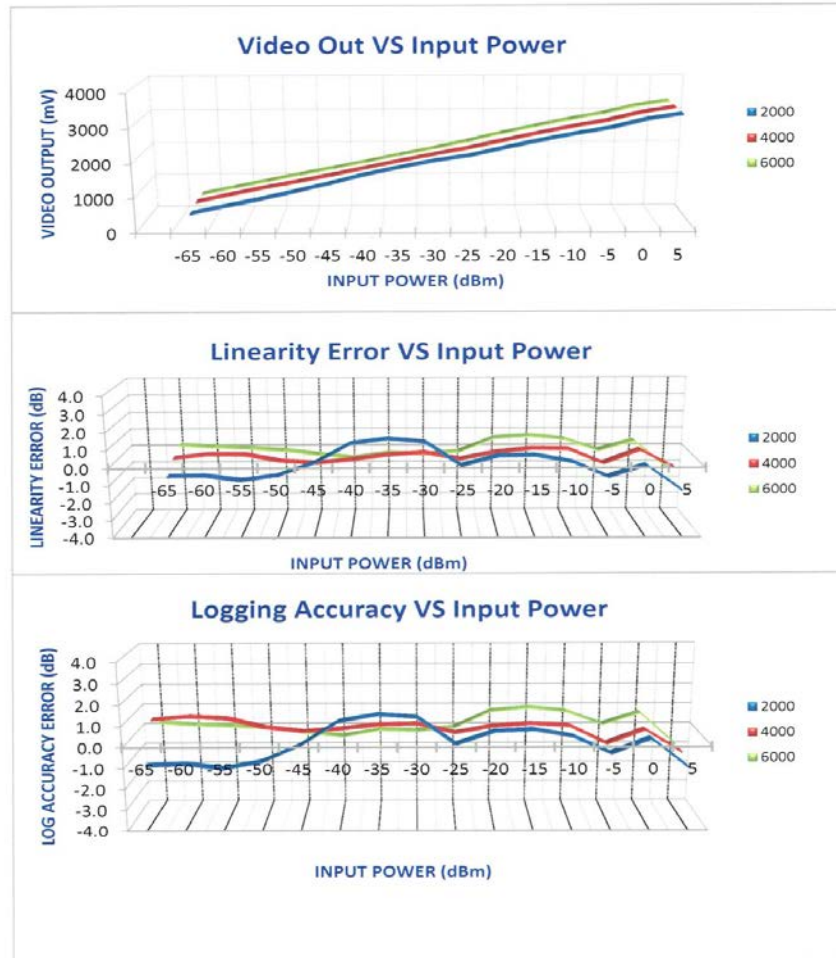


2 GHz to 6 GHz, Log Amplifier, 40 mV/dB Log Slope, 75 dBm Log Range, SMA

TECHNICAL DATA SHEET

PE15A2001

Logging Accuracy, Linearity, Slope @ -40°C



Click the following link (or enter part number in "SEARCH" on website) to obtain additional part information including price, inventory and certifications: [2 GHz to 6 GHz, Log Amplifier, 40 mV/dB Log Slope, 75 dBm Log Range, SMA PE15A2001](#)

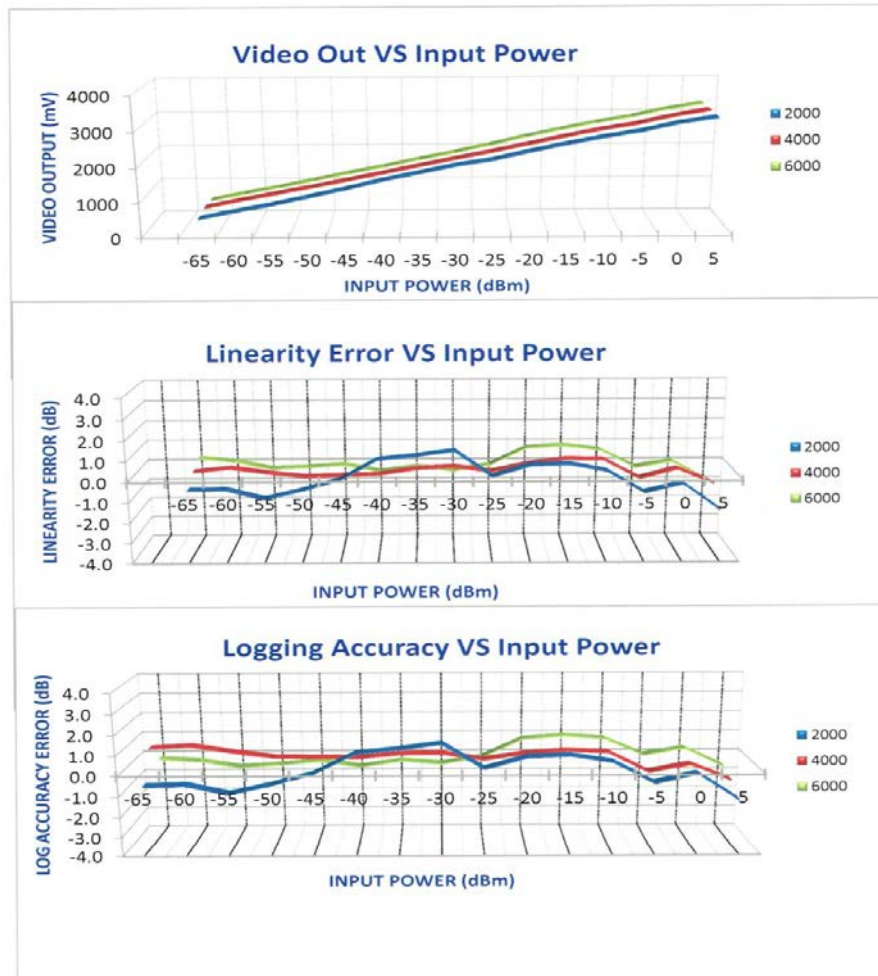


2 GHz to 6 GHz, Log Amplifier, 40 mV/dB Log Slope, 75 dBm Log Range, SMA

TECHNICAL DATA SHEET

PE15A2001

Logging Accuracy, Linearity, Slope @ +71°C



Click the following link (or enter part number in "SEARCH" on website) to obtain additional part information including price, inventory and certifications: [2 GHz to 6 GHz, Log Amplifier, 40 mV/dB Log Slope, 75 dBm Log Range, SMA PE15A2001](#)

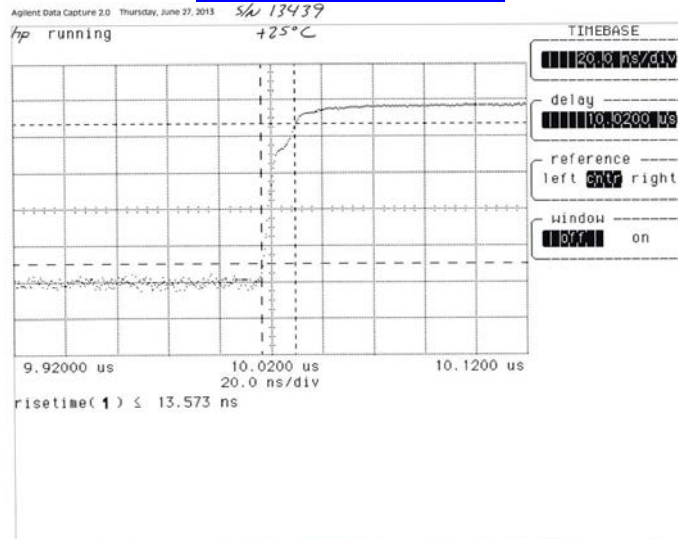


2 GHz to 6 GHz, Log Amplifier, 40 mV/dB Log Slope, 75 dBm Log Range, SMA

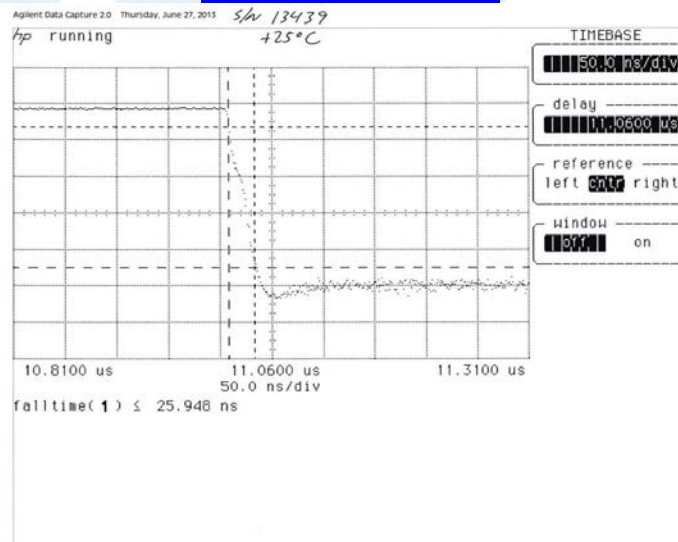
TECHNICAL DATA SHEET

PE15A2001

Rise Time, 4 GHz @ 25°C



Fall Time, 4 GHz @ 25°C



Click the following link (or enter part number in "SEARCH" on website) to obtain additional part information including price, inventory and certifications: [2 GHz to 6 GHz, Log Amplifier, 40 mV/dB Log Slope, 75 dBm Log Range, SMA PE15A2001](#)

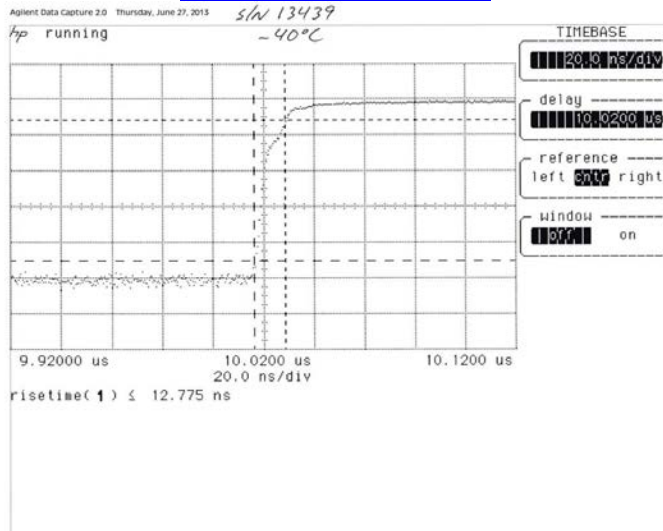


2 GHz to 6 GHz, Log Amplifier, 40 mV/dB Log Slope, 75 dBm Log Range, SMA

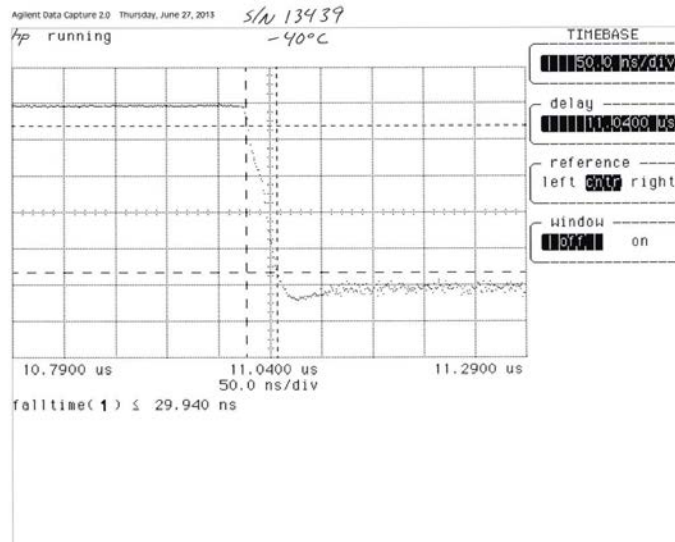
TECHNICAL DATA SHEET

PE15A2001

Rise Time, 4 GHz @ -40°C



Fall Time, 4 GHz @ -40°C



2 GHz to 6 GHz, Log Amplifier, 40 mV/dB Log Slope, 75 dBm Log Range, SMA from Pasternack Enterprises has same day shipment for domestic and International orders. Our RF, microwave and millimeter wave products maintain a 99% availability and are part of the broadest selection in the industry.

Click the following link (or enter part number in "SEARCH" on website) to obtain additional part information including price, inventory and certifications: [2 GHz to 6 GHz, Log Amplifier, 40 mV/dB Log Slope, 75 dBm Log Range, SMA PE15A2001](#)



2 GHz to 6 GHz, Log Amplifier, 40 mV/dB Log
Slope, 75 dBm Log Range, SMA

TECHNICAL DATA SHEET

PE15A2001

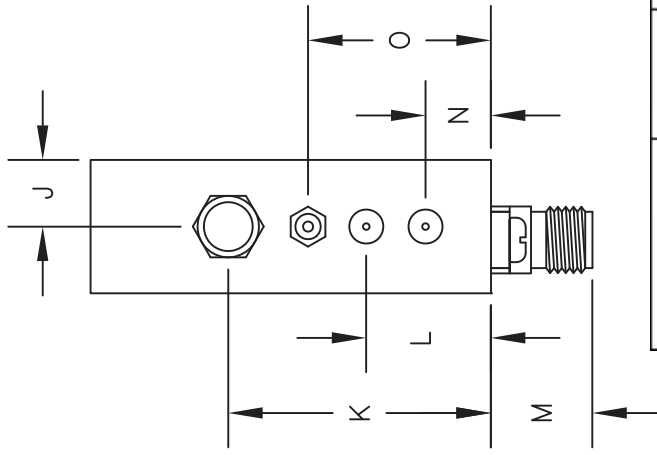
Click the following link (or enter part number in "SEARCH" on website) to obtain additional part information including price, inventory and certifications: [2 GHz to 6 GHz, Log Amplifier, 40 mV/dB Log Slope, 75 dBm Log Range, SMA PE15A2001](http://www.pasternack.com/2-6-ghz-log-amplifier-40-mv-db-log-slope-75-dbm-log-range-sma-pe15a2001-p.aspx)

URL: <http://www.pasternack.com/2-6-ghz-log-amplifier-40-mv-db-75-dbm-sma-pe15a2001-p.aspx>

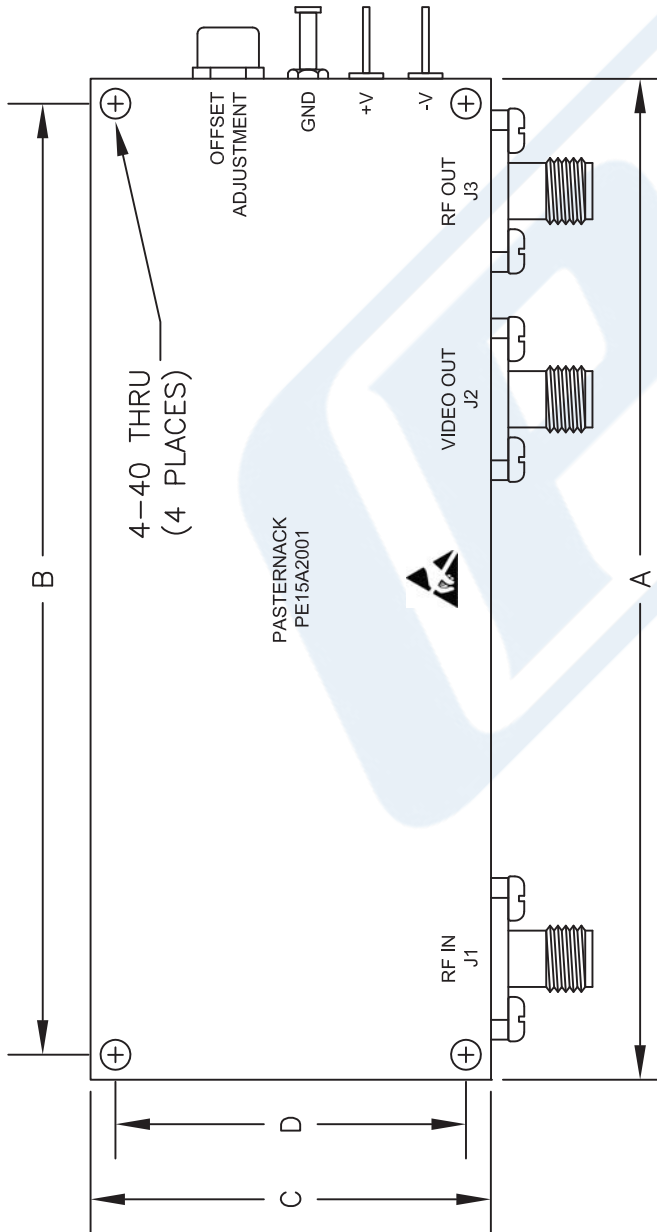
The information contained in this document is accurate to the best of our knowledge and representative of the part described herein. It may be necessary to make modifications to the part and/or the documentation of the part, in order to implement improvements. Pasternack reserves the right to make such changes as required. Unless otherwise stated, all specifications are nominal. Pasternack does not make any representation or warranty regarding the suitability of the part described herein for any particular purpose, and Pasternack does not assume any liability arising out of the use of any part or documentation.

PE15A2001 CAD Drawing

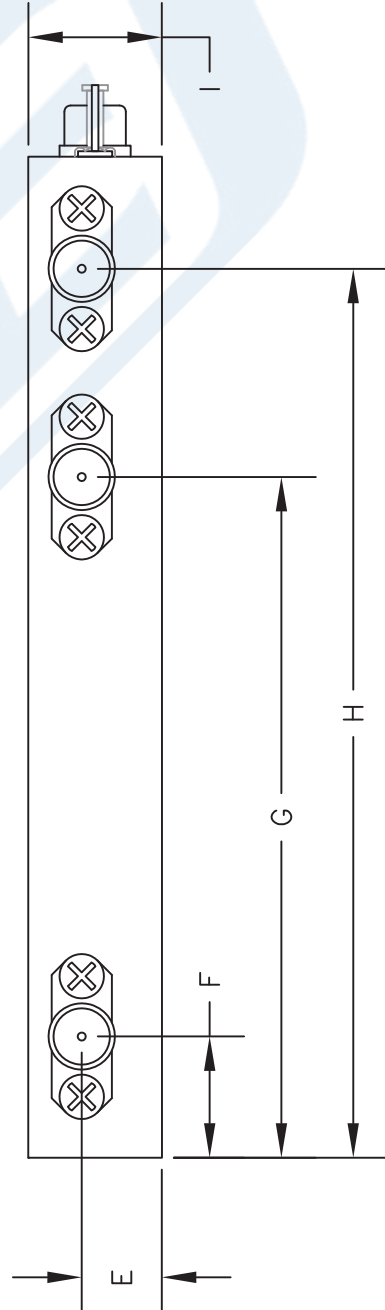
2 GHz to 6 GHz, Log Amplifier, 40 mV/dB Log Slope, 75 dBm Log Range, SMA



Dimension	Inches	mm
A	3.750	95.25
B	3.563	90.50
C	1.500	38.10
D	1.313	33.35
E	0.300	7.62
F	0.453	11.51
G	2.549	64.74
H	3.239	82.27
I	0.500	12.70
J	0.250	6.35
K	0.984	24.99
L	0.467	11.86
M (TYP)	0.375	9.53
N	0.245	6.22
O	0.685	17.40



SMA FEMALE
SMA FEMALE
SMA FEMALE



NOTES:
1. UNLESS OTHERWISE SPECIFIED ALL DIMENSIONS ARE NOMINAL.
2. ALL SPECIFICATIONS ARE SUBJECT TO CHANGE WITHOUT NOTICE AT ANY TIME.
3. DIMENSIONS ARE IN INCHES [mm].

DWG TITLE
PE15A2001

(PE) PASTERNAK
THE ENGINEER'S RF SOURCE
Pasternack Enterprises, Inc.
P.O. Box 16759 | Irvine | CA | 92623
Phone: (949) 261-1920 | Fax: (949) 261-7451
Website: www.pasternack.com | E-Mail: sales@pasternack.com

FSCM NO. 53919

CAD FILE 032714

SCALE N/A

SIZE A

2233