

3 dB NF, 30 MHz to 20 GHz, Low Noise Broadband Amplifier with 20 dBm, 15 dB Gain and SMA

SLNA-200-15-30-SMA-B is a broadband GaAs PHEMT MMIC-based coaxial Low Noise Amplifier, operating in the 30 MHz to 20.0 GHz frequency range. The amplifier offers 3dB typical Noise Figure, 20 dBm of P1dB and 15dB small signal gain, with gain flatness of ± 2.5 dB. This amplifier requires only a single positive DC supply with internal voltage regulation, is unconditionally stable, operates over the temperature range of -20°C to 70°C, and characterized by a light weight (11 g) and small size (1.08"x0.53"x0.29"). The rugged package is designed to meet series of MIL-STD-202F environmental conditions including humidity, shock, vibration, and temperature cycle, and features field removable SMA connectors for drop mounting onto a PWB.

Electrical Specifications (TA= 25°C)

Description	Min	Typ	Max	Unit
Frequency Range	0.03		20	GHz
Gain	13.25	15		dB
Gain Flatness		± 2.5		dB
P1dB		+20		dBm
IP3		+29		dBm
Noise Figure		3		dB
Input VSWR			2:1	
Output VSWR			2:1	
Operating DC Voltage 1	12		15	Volts
Operating DC Current		180		mA
Operating Temperature Range (OTR)	-20		+70	°C

Absolute Maximum Rating

Parameter	Rating	Units
Source Voltage	+15	Volts
RF input Power	+23	dBm
Operating Temperature (base-plate)	-20 to +70	°C
Storage Temperature	-55 to +125	°C



ESD Sensitive Material, Transport material in Approved ESD bags. Handle only in approved ESD Workstation.

Mechanical Specifications

Size *Excluding Connectors*

Length	1.08 in [27.43 mm]
Width	0.36 in [9.14 mm]
Height	0.18 in [4.57 mm]
Weight	0.0367 lbs [16.65 g]
Input Connector	Field Replaceable SMA Female
Output Connector	Field Replaceable SMA Female



Features:

- 0.03 to 20 GHz Frequency Range
- P1dB: 20 dBm
- Small Signal Gain: 15 dB
- Gain Flatness: ± 2.5 dB
- Noise Figure: 3 dB
- Output IP3: +29 dBm
- 50 Ohm Input and Output Matched
- -20 to +70°C Operating Temperature
- Unconditionally Stable
- Single DC Positive Supply
- Built-in DC Voltage Regulator
- Small Size & Light Weight
- Field Replaceable SMA Connectors

Applications:

- Laboratory Applications
- R&D Labs
- Radar Systems
- Electronic Warfare
- Telecom Infrastructure
- Test Instrumentation
- Military & Space
- Communication Systems
- Satellite Communications
- Wireless Communications
- Unmanned Systems
- Microwave Radio Systems
- Power Amplifier
- Low Noise Amplifier
- General Purpose Amplification
- RF Front Ends

Fairview Microwave
 301 Leora Ln., Suite 100
 Lewisville, TX 75056
 Tel: 1-800-715-4396 / (972) 649-6678
 Fax: (972) 649-6689
www.fairviewmicrowave.com
sales@fairviewmicrowave.com

Environmental Specifications

Temperature

Operating Range -20 to +70 deg C
Storage Range -55 to +125 deg C

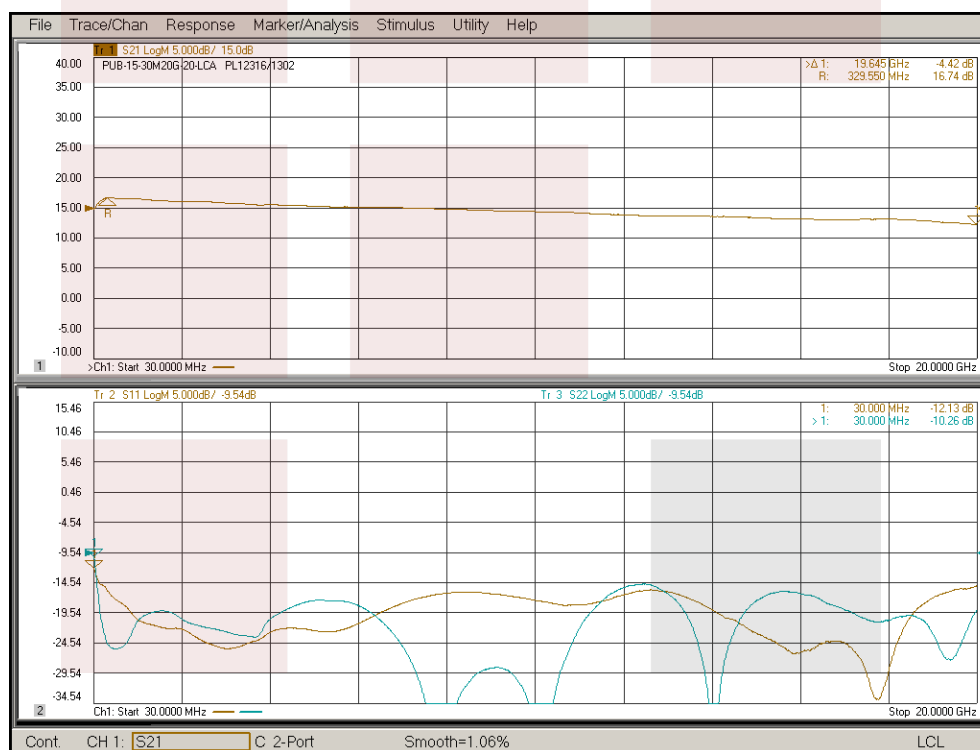
Compliance Certifications (see [product page](#) for current document)

Plotted and Other Data

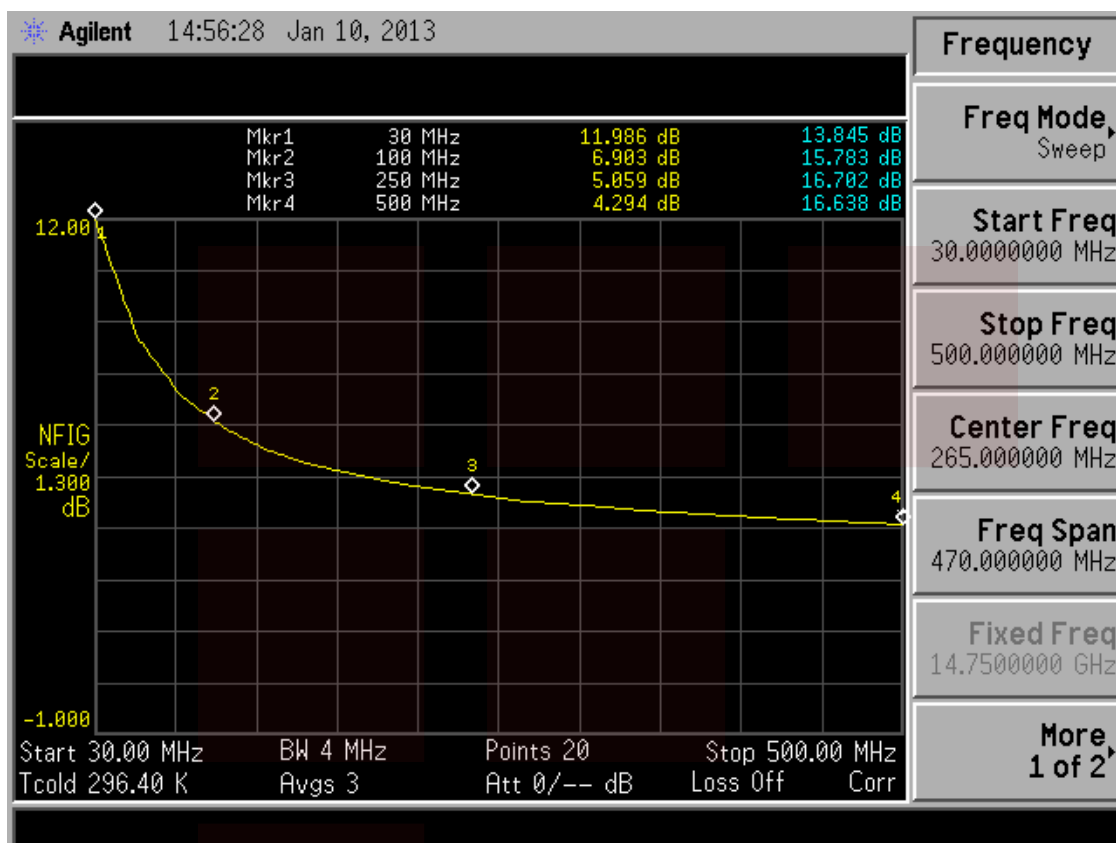
Notes:

Typical Performance Data

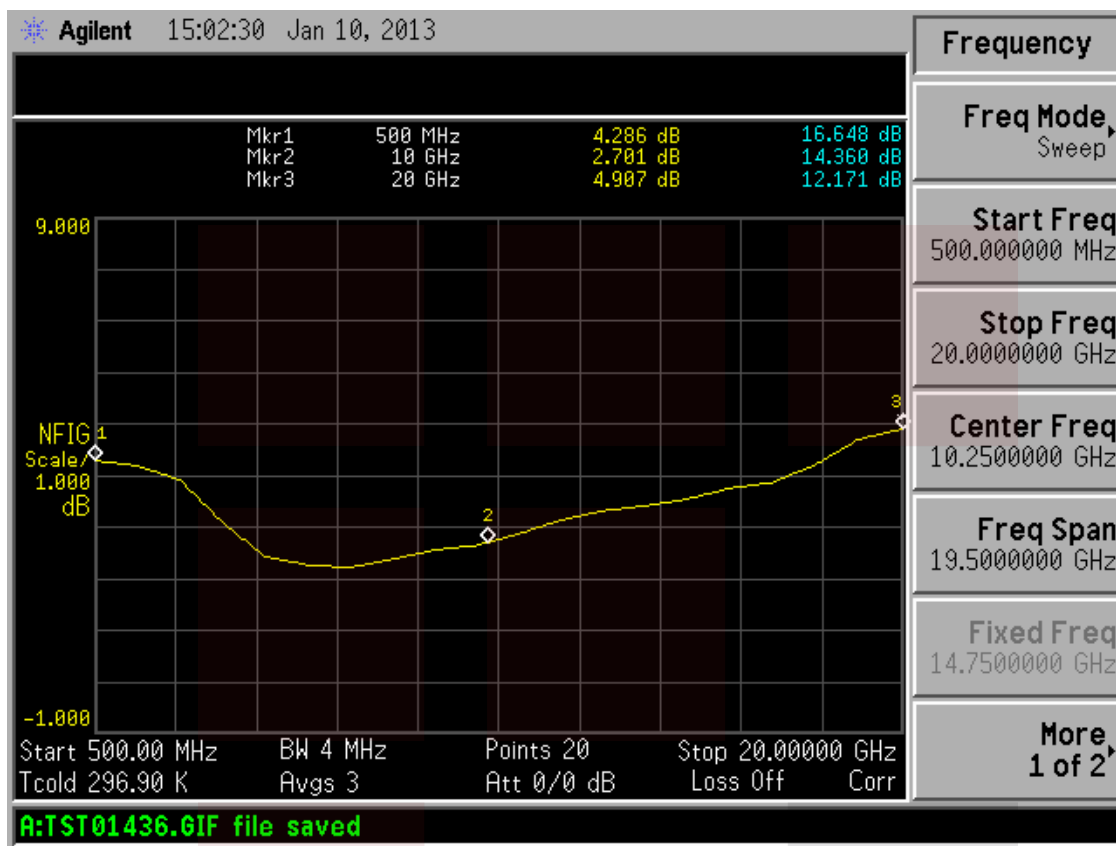
Gain & Return Loss



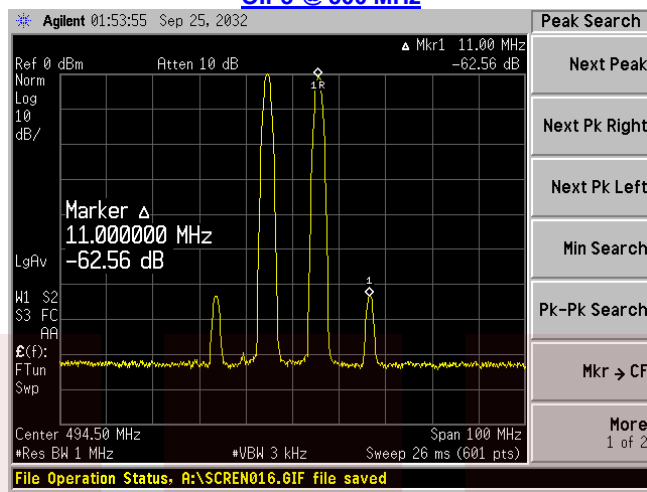
Low Frequency Noise Figure Plot (30 to 500MHz)



Noise Figure Plot (500MHz to 20GHz)



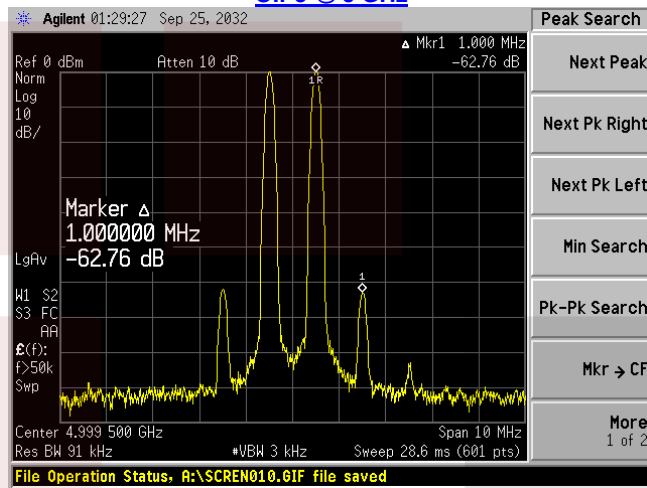
OIP3 @ 500 MHz



$$\text{OIP3} = \text{Pout} + \text{dBc}/2$$

$$+31.28\text{dBm} = 0 + (62.56/2)$$

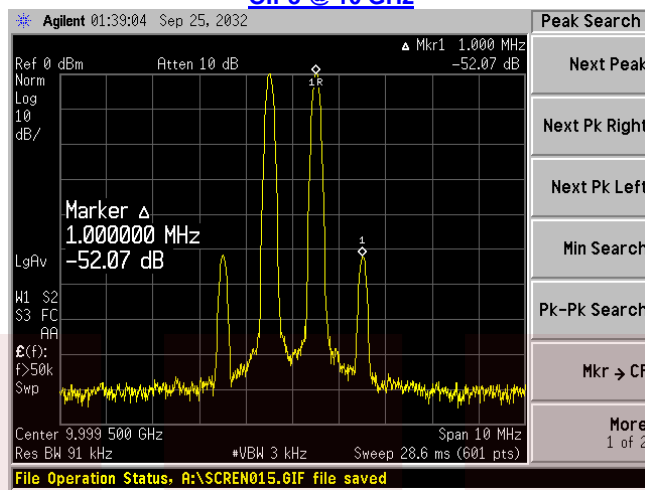
OIP3 @ 5 GHz



$$\text{OIP3} = \text{Pout} + \text{dBc}/2$$

$$+31.38\text{dBm} = 0 + (62.76/2)$$

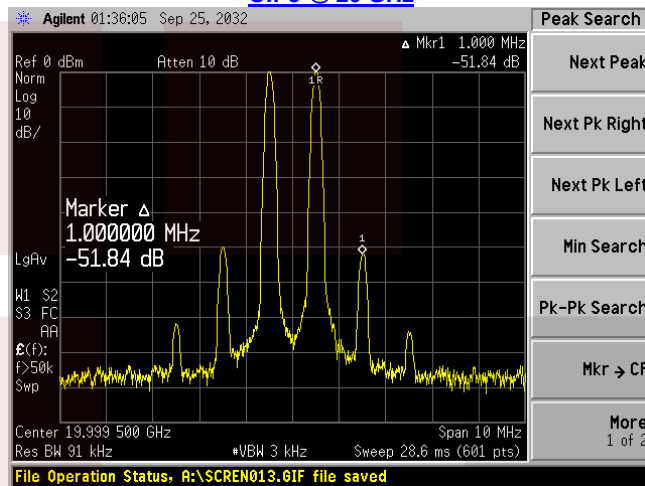
OIP3 @ 10 GHz



$$\text{OIP3} = \text{Pout} + \text{dBc}/2$$

$$+26.03\text{dBm} = 0 + (52.07/2)$$

OIP3 @ 20 GHz



$$\text{OIP3} = \text{Pout} + \text{dBc}/2$$

$$+25.92\text{dBm} = 0 + (51.84/2)$$

3 dB NF, 30 MHz to 20 GHz, Low Noise Broadband Amplifier with 20 dBm, 15 dB Gain and SMA from Fairview Microwave is in-stock and available to ship same-day. All of our RF/microwave products are available off-the-shelf from our ISO 9001:2008 certified facilities in Lewisville, Texas. Fairview Microwave is RF on-demand.

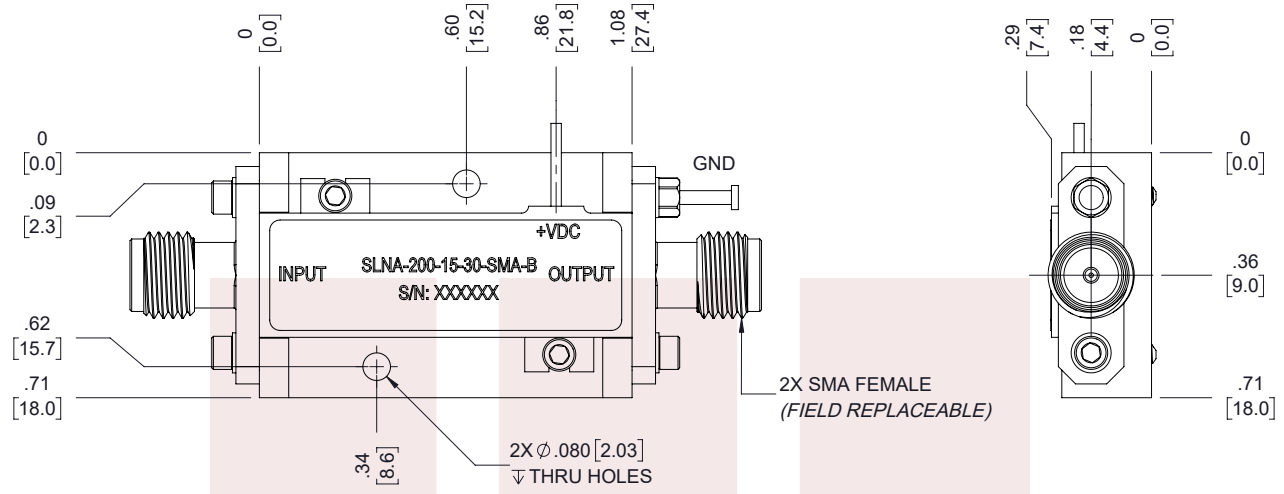
For additional information on this product, please click the following link: [3 dB NF, 30 MHz to 20 GHz, Low Noise Broadband Amplifier with 20 dBm, 15 dB Gain and SMA SLNA-200-15-30-SMA-B](https://www.fairviewmicrowave.com/20-ghz-low-noise-broadband-amplifier-slna-200-15-30-sma-b-p.aspx)

URL: <https://www.fairviewmicrowave.com/20-ghz-low-noise-broadband-amplifier-slna-200-15-30-sma-b-p.aspx>

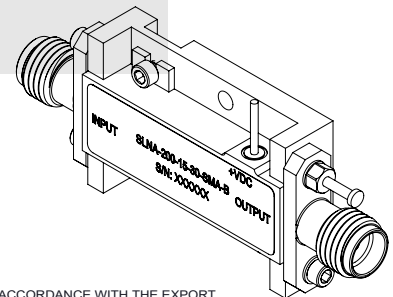
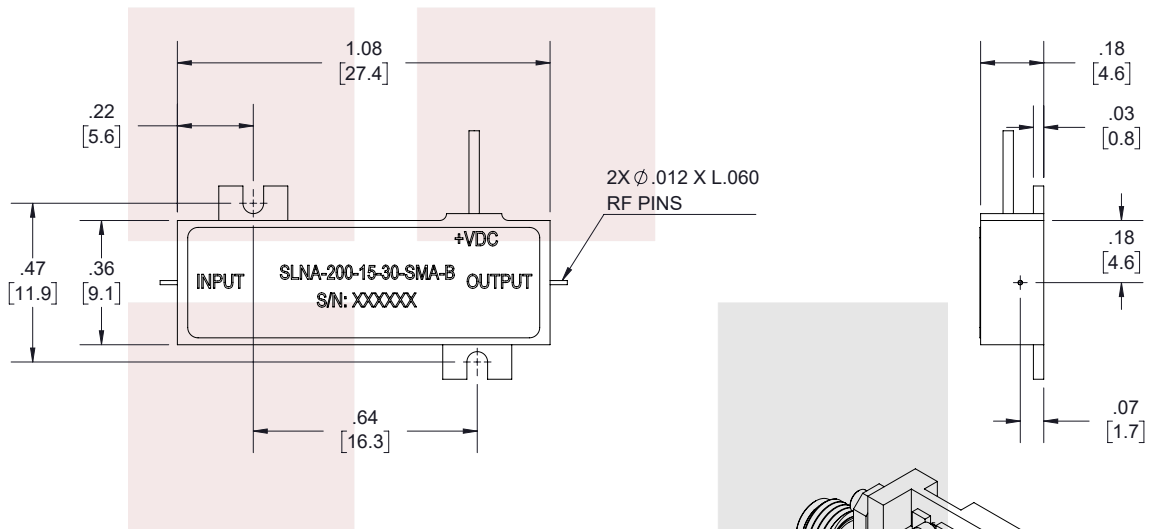
The information contained in this document is accurate to the best of our knowledge and representative of the part described herein. It may be necessary to make modifications to the part and/or the documentation of the part, in order to implement improvements. Fairview Microwave reserves the right to make such changes as required. Unless otherwise stated, all specifications are nominal. Fairview Microwave does not make any representation or warranty regarding the suitability of the part described herein for any particular purpose, and Fairview Microwave does not assume any liability arising out of the use of any part or documentation.

REVISIONS			
REV.	DESCRIPTION	DATE	APPROVED
A	INITIAL RELEASE	11/06/19	T.GALLA

AMPLIFIER HOUSING WITH CARRIER



AMPLIFIER HOUSING WITHOUT CARRIER



THESE COMMODITIES, TECHNOLOGY OR SOFTWARE WERE EXPORTED FROM THE UNITED STATES IN ACCORDANCE WITH THE EXPORT ADMINISTRATION REGULATIONS. DIVERSION CONTRARY TO U.S. LAW PROHIBITED.

TITLE

3 dB NF, 30 MHz to 20 GHz, Low Noise Broadband Amplifier with 20 dBm, 15 dB Gain and SMA

UNLESS OTHERWISE SPECIFIED LEADING DIMENSIONS ARE INCHES
DIMENSIONS IN [] ARE MILLIMETERS

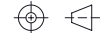
TOLERANCES:

.X = ±.2 [5.08] FRACTIONS
.XX = ±.02 [51] ± 1/32
.XXX = ±.005 [13] ANGLES ± 1°

CABLE LENGTH (L) TOLERANCES:

L ≤ 12 [305] = +1 [25] / -0
12 [305] < L ≤ 60 [1524] = +2 [51] / -0
60 [1524] < L ≤ 120 [3048] = +4 [102] / -0
120 [3048] < L ≤ 300 [7620] = +6 [152] / -0
300 [7620] < L = +5%L / -0

THIRD-ANGLE PROJECTION



THE INFORMATION AND DESIGN IN THIS DOCUMENT IS THE PROPERTY OF FAIRVIEW MICROWAVE CORPORATION. ALL RIGHTS RESERVED.

SHEET 1 OF 1

SCALE N/A

ALL DIMENSIONS SHOWN ARE FOR REFERENCE ONLY.

SIZE	CAGE CODE	DRAWN BY	PART NUMBER	REV
A	3FKR5	K.DANG	SLNA-200-15-30-SMA-B	A

T-Rev.D