



20 dBi WR-34 Standard Gain Horn Radome Cover

Waveguide Antenna Accessories Technical Data Sheet

PEWGCOV034-20

Features

- 20 dBi WR-34 Waveguide Standard Gain Horn
- Polymethacrylimide
- Low Relative Permittivity (Dielectric Constant)
- Minimal reflection or attenuation of signal

Description

PEWGCOV034-20 is a radome cover for 20 dBi WR-34 Standard Gain Horn antenna. This waveguide antenna radome cover is made from high strength, thermally stable Polymethacrylimide (PMI). PMI offers a low Relative Permittivity (Dielectric Constant) at the high frequency ranges seen with microwave and millimeter wave components. This allows for minimal signal loss or attenuation over other materials.

Increase your system capabilities with our PMI radome covers, designed to enhance the durability and longevity of standard gain horn antennas. Shielding against environmental elements, our radome covers ensure consistent signal integrity in any conditions. PEWGCOV034-20 has internal dimensions of 1.8 in by 1.3 in and will fit 20 dBi WR-34 standard gain horns. Pasternack offers a wide selection of high performance waveguide components available in stock and same-day shipping to customers worldwide.

Mechanical Specifications

Body Material	Polymethacrylimide (PMI)
Length	1.918 in [48.72 mm]
Width	1.488 in [37.8 mm]
Height	0.217 in [5.51 mm]
Weight	0.01 lbs [4.54 g]

Click the following link (or enter part number in "SEARCH" on website) to obtain additional part information including price, inventory and certifications: [20 dBi WR-34 Standard Gain Horn Radome Cover PEWGCOV034-20](#)



20 dBi WR-34 Standard Gain Horn Radome Cover

Waveguide Antenna Accessories Technical Data Sheet

PEWGC0V034-20

Mechanical Performance								
Typical Density (kg/m ²)	Compressive Strength (MPa)	Compression Modulus (MPa)	Tensile Strength (MPa)	Tensile Modulus (MPa)	Fracture Growth Rate(%)	Bending Strength (MPa)	Bending Modulus (MPa)	Deflection (MPa)
200	8.5	317	7.5	410	2.4	13	449	22
Standard Test	GB/T 8813-2008		GB/T9641-1988			GB/T 8812.2-2007		

Electrical Performance								
Antenna Radome Material	Frequency							Tolerance
	2	2.5	2.8	5	10	26	26.5	
ϵ_r (Relative Permittivity)	1.08	1.09	/	1.14	1.14	1.14	1.12	± 0.01
Remarks: 1. Test method: GB/T - 5597 - 1999 "Test Method for Microwave Complex Permittivity of Solid Dielectric". 2. Sample size: diameter 51mm, thickness 5mm. 3. Sampling rate and data processing: 5 samples were tested for each material, each sample was tested on both sides, and a total of 80 samples were obtained for each material. data points, and take the average to obtain the final data.								

Click the following link (or enter part number in "SEARCH" on website) to obtain additional part information including price, inventory and certifications: [20 dBi WR-34 Standard Gain Horn Radome Cover PEWGC0V034-20](#)



20 dBi WR-34 Standard Gain Horn Radome Cover

Waveguide Antenna Accessories Technical Data Sheet

PEWGCOV034-20

Compliance Certifications (see [product page](#) for current document)

20 dBi WR-34 Standard Gain Horn Radome Cover from Pasternack Enterprises has same day shipment for domestic and International orders. Our RF, microwave and millimeter wave products maintain a 99.4% availability and are part of the broadest selection in the industry.

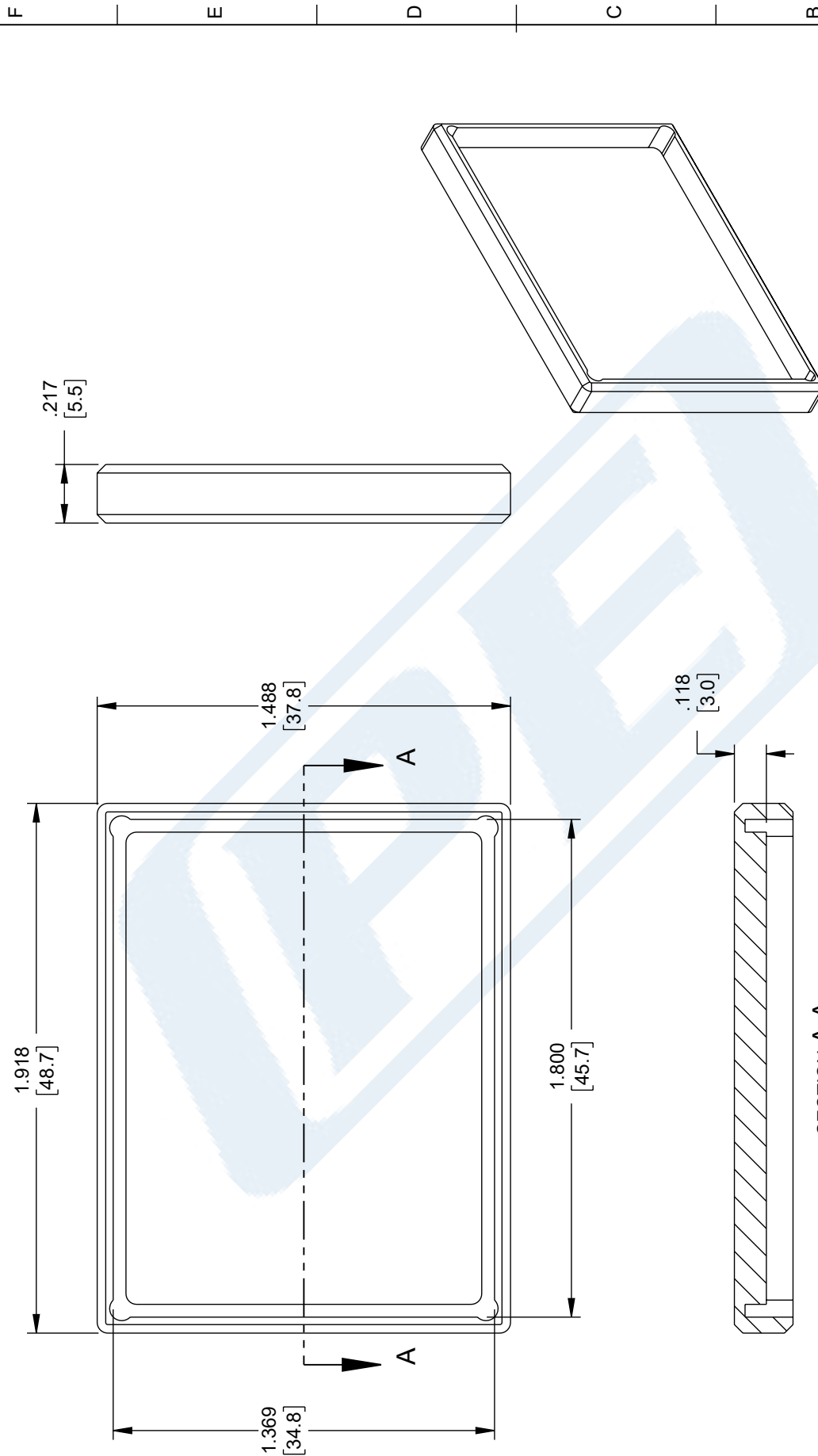
Click the following link (or enter part number in "SEARCH" on website) to obtain additional part information including price, inventory and certifications: [20 dBi WR-34 Standard Gain Horn Radome Cover PEWGCOV034-20](#)

URL: <https://www.pasternack.com/20-dbi-wr-34-standard-gain-horn-radome-cover-pewgcov034-20-p.aspx>



The information contained in this document is accurate to the best of our knowledge and representative of the part described herein. It may be necessary to make modifications to the part and/or the documentation of the part, in order to implement improvements. Pasternack reserves the right to make such changes as required. Unless otherwise stated, all specifications are nominal. Pasternack does not make any representation or warranty regarding the suitability of the part described herein for any particular purpose, and Pasternack does not assume any liability arising out of the use of any part or documentation.

20 dBi WR-34 Standard Gain Horn Radome Cover

ZONE	REV	DESCRIPTION	DATE	CHANGED BY	APPROVED
	A	INITIAL RELEASE	10/19/2023	DMAY	KHIETPAS



SECTION A-A

<p>UNLESS OTHERWISE SPECIFIED LEADING DIMENSIONS ARE INCHES DIMENSIONS IN [] ARE MILLIMETERS</p>		 		<p>INTERPRET ALL DIMENSIONS AND TOLERANCES PER ASME Y14.5</p>	
<p>PE PASTERNAK® an INFINITI® brand</p>		<p>Website: www.Pasternack.com Phone: 1.866.727.8376 1.949.261.1920</p>		<p>SCALE NONE SHEET 1 OF 1</p>	
<p>TOLERANCES:</p> <p>X = +2 [5] XX = +0.02 [0.5] XXX = ± 0.05 [0.13]</p> <p>FRACTIONS 1/32</p> <p>ANGLES ± °</p>		<p>DESCRIPTION RADOME COVER FOR WR34 WITH 20 dBi GAIN STANDARD GAIN HORN</p>			
<p>CABLE LENGTH TOLERANCES:</p> <p>±12 [305] ±1 [25] / -0 >12 [305] ±60 [1524] = +2 [51] / -0 >60 [1524] ±120 [3048] = +6 [152] / -0 >120 [3048] ±300 [7620] = +5% / -0</p>		<p>SIZE A CAGE CODE 53919 DRAWN BY DMAY ITEM NO. PEWGCOV034-20 REV A</p>			
<p>ALL DIMENSIONS ARE FOR REFERENCE ONLY AND SUBJECT TO CHANGE WITHOUT NOTICE UN-IDENTIFIED CRACK FEATURES MAY VARY SIZE AND LOCATION COLORS MAY VARY</p>					

THE INFORMATION CONTAINED IN THIS DRAWING IS THE SOLE PROPERTY OF INFINITE ELECTRONICS, INC. ANY REPRODUCTION IN PART OR WHOLE WITHOUT THE WRITTEN PERMISSION OF INFINITE ELECTRONICS, INC. IS PROHIBITED. THESE COMMODITIES, TECHNOLOGY OR SOFTWARE WERE EXPORTED FROM THE UNITED STATES IN ACCORDANCE WITH THE EXPORT ADMINISTRATION REGULATIONS, DIVISION CONTRARY TO U.S. LAW PROHIBITED.