



WR-34 UG-1530/U Square Cover Flange to 2.92mm Female Waveguide to Coax Adapter Operating from 22 GHz to 33 GHz

Waveguide to Coax Adapters Technical Data Sheet

PEWCA1001

Features

- 22 to 33 GHz Frequency Range
- WR-34 Waveguide Interface
- UG-1530/U Square Cover Flange
- 2.92mm Female RF Interface

Applications

- Test Benches
- Radar
- Satellite
- Microwave Radio Systems
- Military and Space
- Communication Systems

Description

The PEWCA1001 is a waveguide to coaxial adapter operating in the 22 to 33 GHz frequency range. This adapter offers a WR-34 waveguide interface size using a standard Square Cover Flange. The PEWCA1001 is constructed of Copper Alloy and painted to ensure durability. The coaxial connector offered by this adapter uses a 2.92mm Female Nickel Plated Brass Connector.

Configuration

Waveguide Size	WR-34
Flange	UG-1530/U Square Cover
RF Connector	2.92mm Female
Impedance	50 Ohms
Body Geometry	Right Angle

Electrical Specifications

Description	Minimum	Typical	Maximum	Units
Frequency Range	22		33	GHz
VSWR		1.25:1		

Mechanical Specifications

Weight	0.078 lbs [35.38 g]
RF Connector	
Connector Type	2.92mm Female
Body Material and Plating	Brass, Nickel
Waveguide Interface	
Waveguide Type	WR-34
Flange Type	Square Cover
Flange Designation	UG-1530/U
Body Material and Plating	Copper Alloy, Paint

Click the following link (or enter part number in "SEARCH" on website) to obtain additional part information including price, inventory and certifications: [WR-34 UG-1530/U Square Cover Flange to 2.92mm Female Waveguide to Coax Adapter Operating from 22 GHz to 33 GHz PEWCA1001](#)



WR-34 UG-1530/U Square Cover Flange to 2.92mm Female Waveguide to Coax Adapter Operating from 22 GHz to 33 GHz

Waveguide to Coax Adapters Technical Data Sheet

PEWCA1001

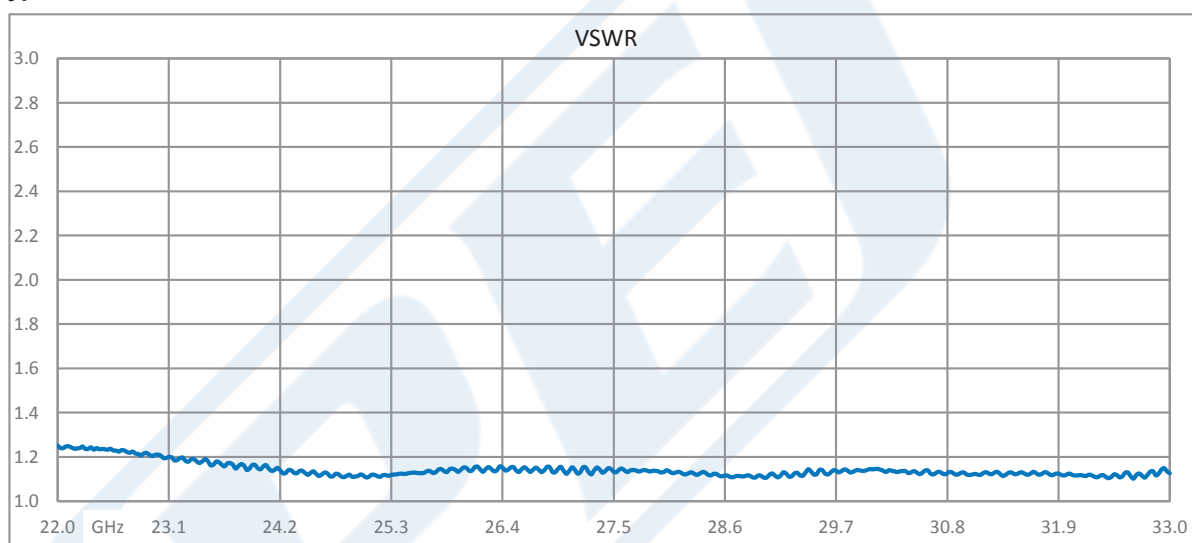
Compliance Certifications (see [product page](#) for current document)

Plotted and Other Data

Notes:

- Values at +25 °C, sea level unless stated otherwise

Typical Performance Data



WR-34 UG-1530/U Square Cover Flange to 2.92mm Female Waveguide to Coax Adapter Operating from 22 GHz to 33 GHz from Pasternack Enterprises has same day shipment for domestic and International orders. Our RF, microwave and millimeter wave products maintain a 99.4% availability and are part of the broadest selection in the industry.

Click the following link (or enter part number in "SEARCH" on website) to obtain additional part information including price, inventory and certifications: [WR-34 UG-1530/U Square Cover Flange to 2.92mm Female Waveguide to Coax Adapter Operating from 22 GHz to 33 GHz PEWCA1001](#)

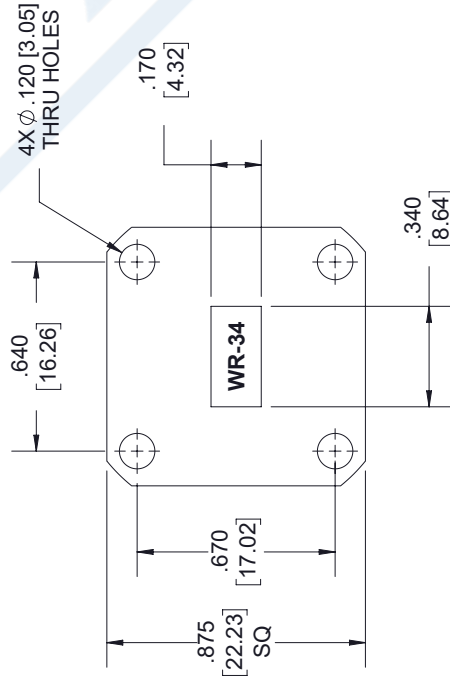
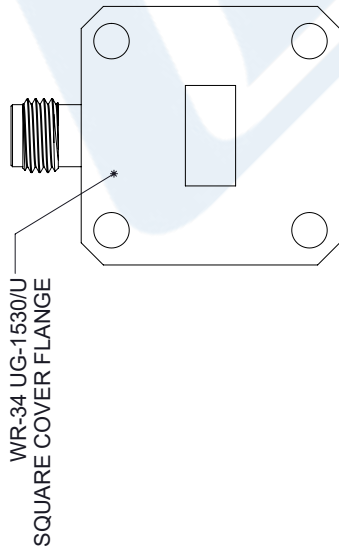
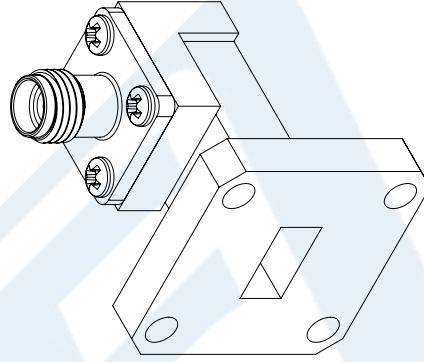
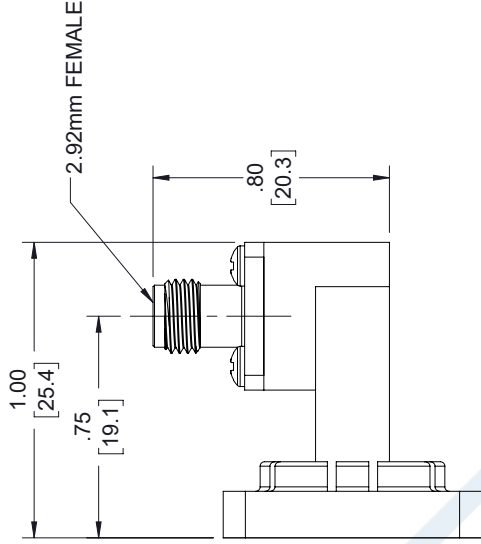
URL: <https://www.pasternack.com/wr-34-ug1530-square-2.92mm-female-waveguide-coax-adapter-33-ghz-pewca1001-p.aspx>

The information contained in this document is accurate to the best of our knowledge and representative of the part described herein. It may be necessary to make modifications to the part and/or the documentation of the part, in order to implement improvements. Pasternack reserves the right to make such changes as required. Unless otherwise stated, all specifications are nominal. Pasternack does not make any representation or warranty regarding the suitability of the part described herein for any particular purpose, and Pasternack does not assume any liability arising out of the use of any part or documentation.

PEWCA1001 CAD Drawing

WR-34 UG-1530/U Square Cover Flange to 2.92mm Female
Waveguide to Coax Adapter Operating from 22 GHz to 33 GHz

REVISIONS			
REV.	DESCRIPTION	DATE	APPROVED
B	PCR FMWCA1001 20210727	08/09/2021	S.PONG



FLANGE DETAIL

UNLESS OTHERWISE SPECIFIED LEADING DIMENSIONS ARE INCHES DIMENSIONS IN [] ARE MILLIMETERS	
TOLERANCES:	FRACTIONS
.X = ± .2	[.08]
.XX = ± .02	[.51]
.XXX = ± .005	[.13]
CABLE LENGTH (L) TOLERANCES:	ANGLES ± 1°
L ≤ 12 [305] = ± .1 [25] / -0	
12 [305] < L ≤ 60 [1524] = +2 [51] / -0	
60 [1524] < L ≤ 120 [3048] = +4 [102] / -0	
120 [3048] < L ≤ 300 [7620] = +6 [152] / -0	
300 [7620] < L = +5% / -0	
ALL DIMENSIONS SHOWN ARE FOR REFERENCE ONLY.	

PE PASTERNAK an INFINITI® brand Pasternack Enterprises, Inc. P.O. Box 16759, Irvine, CA 92623. Phone: 1.949.261.1920 1.866.727.8376 Fax: 1.949.261.7451 Website: www.pasternack.com E-mail: sales@pasternack.com	
SIZE	ITEM NO
A	53919
DRAWN BY	K.DANG
CAGE CODE	PEWCA1001
REV	B

THIRD-ANGLE PROJECTION	
THE INFORMATION AND DESIGN IN THIS DOCUMENT IS THE PROPERTY OF PASTERNAK CORPORATION ALL RIGHTS RESERVED.	
SHEET	1 OF 1
SCALE	N/A