



Standard Gain Horn Cage Style Antenna Mount,
Waveguide Size WR42, IEC R220

Waveguide Antenna Accessories Technical Data Sheet

PEWAN042-MNT

Features

- Supports WR42 waveguide size
- Supports flange type: M3922/54-001, UG-595/U, UBR 220
- All Aluminum material
- Chromate conversion - inside finish
- Anti corrosion grey paint - outside finish
- Easy mount option and Seamless fit

Applications

- Gain Horn or Waveguide Mounting
- Antenna Measurements
- Laboratory use
- Microwave Testing
- Radome Testing
- EMC measurement
- Satellite Antenna Testing

Description

Pasternack's PEWAN042-MNT is an antenna mount specifically designed for gain horn antennas. This antenna mount is built with a waveguide size of WR42 and is compatible with the IEC R220 standard which ensures seamless integration with various equipment. Our high-quality WR42 gain horn antenna mount is suitable for test and measurement applications. This antenna holder from Pasternack weighs 0.76 pounds which makes it highly portable and easy to handle.

The PEWAN042-MNT antenna mount is available with 4.72 inches of length and a height of 3.15 inches. Our IEC R220 gain horn antenna holder has an aluminum body with chromate conversion inside finish, providing protection against environmental factors. This WR42 mount is coated with an anticorrosion gray paint, safeguarding it from moisture and UV radiation. Additional dimensions and specifications for this WR42 gain horn antenna mount are on our downloadable PDF datasheet above.

This gain horn antenna mount is one of the thousands of products available from Pasternack's in-stock inventory with same business day shipment for local, domestic, and international orders. Make your online purchase for our high-quality IEC R220 standard antenna mount and take advantage of the same business day shipping services. For further information on similar products, our expert technical support and knowledgeable sales team can help you get the perfect WR42 gain horn antenna mount for your requirement.

Click the following link (or enter part number in "SEARCH" on website) to obtain additional part information including price, inventory and certifications: [Standard Gain Horn Cage Style Antenna Mount, Waveguide Size WR42, IEC R220 PE-WAN042-MNT](#)



Standard Gain Horn Cage Style Antenna Mount,
Waveguide Size WR42, IEC R220

Waveguide Antenna Accessories Technical Data Sheet

PEWAN042-MNT

Mechanical Specifications

Body Material	Aluminum
Body Finish	Chromate conversion
Length	4.724409 in [120 mm]
Width	4.724409 in [120 mm]
Height	3.149606 in [80 mm]
Weight	0.755 lbs [342.46 g]

Compliance Certifications (see [product page](#) for current document)

Standard Gain Horn Cage Style Antenna Mount, Waveguide Size WR42, IEC R220 from Pasternack Enterprises has same day shipment for domestic and International orders. Our RF, microwave and millimeter wave products maintain a 99.4% availability and are part of the broadest selection in the industry.

Click the following link (or enter part number in "SEARCH" on website) to obtain additional part information including price, inventory and certifications: [Standard Gain Horn Cage Style Antenna Mount, Waveguide Size WR42, IEC R220 PEWAN042-MNT](#)

URL: <https://www.pasternack.com/standard-gain-horn-cage-style-antenna-mount-waveguide-size-wr42-iec-r220-pewan042-mnt-p.aspx>

The information contained in this document is accurate to the best of our knowledge and representative of the part described herein. It may be necessary to make modifications to the part and/or the documentation of the part, in order to implement improvements. Pasternack reserves the right to make such changes as required. Unless otherwise stated, all specifications are nominal. Pasternack does not make any representation or warranty regarding the suitability of the part described herein for any particular purpose, and Pasternack does not assume any liability arising out of the use of any part or documentation.

PEWAN042-MNT CAD Drawing

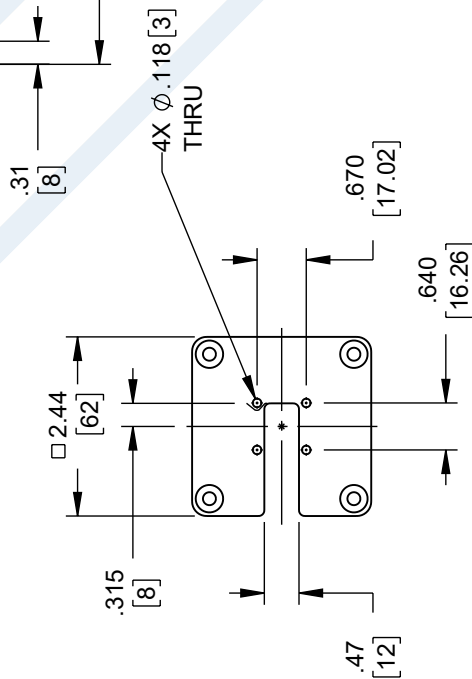
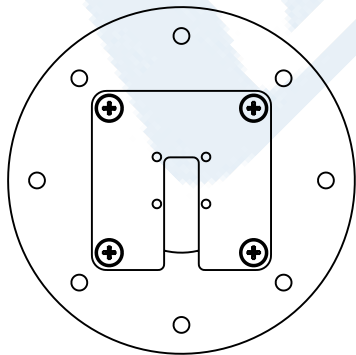
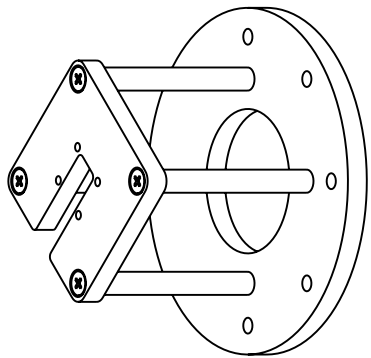
Standard Gain Horn Cage Style Antenna Mount, Waveguide Size WR42, IEC R220

F E D C B A

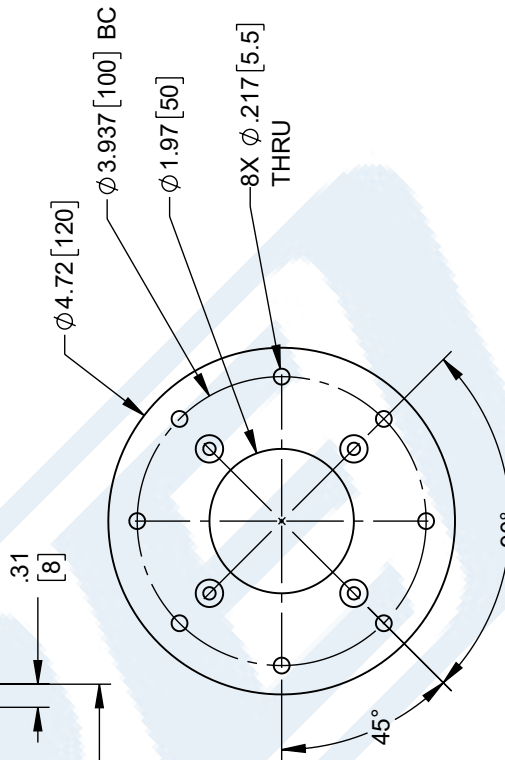
ANTENNA MOUNTING PLATE

4X STANDOFF

LOWER PLATE



ANTENNA MOUNTING PLATE DETAIL



LOWER PLATE DETAIL

UNLESS OTHERWISE SPECIFIED LEADING DIMENSIONS ARE INCHES DIMENSIONS IN [] ARE MILLIMETERS	
TOLERANCES:	
X = ±.2 [5]	FRACTIONS
XX = ±.02 [.5]	± 1/32
XXX = ±.005 [.13]	ANGLES ± 1°
CABLE LENGTH TOLERANCES:	
≤12 [305]	±.1 [25]
>12 [305] ≤ 60 [1524]	±.2 [51]
>60 [1524] ≤ 120 [3048]	±.4 [102]
>120 [3048] ≤ 300 [7620]	±.6 [152]
>300 [7620]	±.8 [203]
ALL DIMENSIONS ARE FOR REFERENCE ONLY AND SUBJECT TO CHANGE WITHOUT NOTICE	



Website: www.Pasternack.com
Phone: 1.866.727.8376 | 1.949.261.1920

DESCRIPTION

STANDARD GAIN HORNS ANTENNA MOUNT, WAVEGUIDE SIZE
WR42, IEC R220

SIZE	CAGE CODE	DRAWN BY	ITEM NO.	REV
A	53919	AKRESOWSKI	PEWAN042-MNT	A

INTERPRET ALL DIMENSIONS AND TOLERANCES PER ASME Y14.5	SHEET
SCALE	NONE
1 OF 1	

THE INFORMATION CONTAINED IN THIS DRAWING IS THE SOLE PROPERTY OF INFINITE ELECTRONICS, INC. ANY REPRODUCTION IN
PART OR WHOLE WITHOUT THE WRITTEN PERMISSION OF INFINITE ELECTRONICS, INC. IS PROHIBITED.
THESE COMMODITIES, TECHNOLOGY OR SOFTWARE WERE EXPORTED FROM THE UNITED STATES IN ACCORDANCE WITH THE
EXPORT ADMINISTRATION REGULATIONS. DIVERSION CONTRARY TO U.S. LAW PROHIBITED.

T-Rev.12z