



Non-Penetrating Antenna Peak Roof Mount, 1-pole Version, 60-inch Mast, Galvanized Steel with Powder Coating

TECHNICAL DATA SHEET

PEPRM1

Features

- Easy assembly instructions
- 5 ft tall center mast
- Secondary arm of 2.75 ft
- Powder coated galvanized steel
- Operating windspeeds up to 50 KM/h (31 mph)
- Survival windspeeds up to 100 KM/h (62 mph)
- All assembly hardware included
- Optional mat for max surface tension/protection
- Standard 16" x 8" cinder blocks (Not included)
- 150-degree max angle for roof pitch

Applications

- De-centralized wireless networks (FreedomFi, Helium, POLLEN, XNET, MetaBlox, etc.)
- Scientific and weather instrumentations
- Security camera and instruments
- Wireless or satellite antenna
- Solar panel

Description

The Pasternack's PEPRM1 non-penetrating antenna peak roof mount is available for antenna installations and it is easy to transport. This 1-pole version non-penetrating antenna roof mount has a strong and rugged design made up of galvanized steel. Our peak roof mount is designed for telecom installers, DIY installers, and satellite dish installers.

This 1-pole version communication antenna mount has a 60 inch center mast and doesn't need screws or anchors, which minimizes damage to the roofs. Our PEPRM1 non-penetrating antenna peak roof mount has operating windspeeds up to 50 Km/h or 31 MPH and survives at windspeeds up to 100 Km/h or 62 MPH. This non-penetrating antenna roof mount has a powder coating to withstand harsh climates and corrosion.

This non-penetrating peak roof mount is suitable for wireless internet providers, crypto enterprises, and commercial building owners. Ballast material (i.e., cinder blocks, concrete blocks, etc.) are used in these non-drill roof mounts to anchor them to the roof. The non-penetrating antenna roof mount is used for peak roofs and is available with easy assembly instructions.

Pasternack has one of the largest in-stock selection of non-penetrating antenna peak roof mount for international and domestic orders. Make your online purchase right now to take advantage of our same-day shipping. For further information on similar products, our expert technical support and knowledgeable sales team can help you get the perfect 1-pole version non-penetrating antenna mount for your requirements.

Note: Ballast data should be determined by a local professional engineer. Adequate ballast material must be determined and provided by others.

Click the following link (or enter part number in "SEARCH" on website) to obtain additional part information including price, inventory and certifications: [Non-Penetrating Antenna Peak Roof Mount, 1-pole Version, 60-inch Mast, Galvanized Steel with Powder Coating](#)



Non-Penetrating Antenna Peak Roof Mount, 1-pole Version,
60-inch Mast, Galvanized Steel with Powder Coating

TECHNICAL DATA SHEET

PEPRM1

Note:

- **Ballast data should be determined by a local professional engineer. Adequate ballast material must be determined and provided by others**
- Prior to installation, verify that the installation, roof material and supporting structures have been investigated and found capable to withstand load
- Place ballast material (i.e., cinder blocks, concrete blocks, etc.) evenly on both side with at least 4 on each side, total 8 blocks per mount approx. 300lbs over all base angles (Estimated Operational Ballast)
- All antenna installations MUST be grounded
- **Pasternack RECOMMENDS THAT BALLAST MATERIAL ALWAYS BE PLACED PRIOR TO MOUNTING ANTENNAS AND THAT THE MOUNT BE SECURED TO PREVENT HAZARDS FROM OCCURRING UNDER EXTREME WIND LOADING CONDITION**
- Inspect all bolts and screws for optimal tightness (recommended torque 13-14 lbs-ft.) to ensure there is no loose gaps after installation
- Recommended to use self -tapping screws provided with mount to reduce the loading of the roof if working environment is allowed to drill
- Inspect the mount, antennas, and tightness of nuts at six-month maximum intervals

Operational	50 Km/h (31 mph)	Under recommended Load
Survival	100 Km/h (62 mph)	Under recommended Load

CONTACT A LOCAL PROFESSIONAL ENGINEER TO DETERMINE PROPER LOADING vs BALLAST WEIGHTS

Operational: It is workable under 50km/h wind speeds.

Survival: The products may be deformed but will not fly away.

Mechanical Specifications

Size	
Length	59.84 in [151.99 cm]
Width	4.33 in [109.98 mm]
Height	7.28 in [184.91 mm]
Weight	49.6 lbs [22.5 kg]

Environmental Specifications

Operating Temperature, Min	-40 deg C
Operating Temperature, Max	80 deg C
Wind Velocity	31 MPH [49.89KPH]

Click the following link (or enter part number in "SEARCH" on website) to obtain additional part information including price, inventory and certifications: [Non-Penetrating Antenna Peak Roof Mount, 1-pole Version, 60-inch Mast, Galvanized Steel with Powder Coating](#)



Non-Penetrating Antenna Peak Roof Mount, 1-pole Version,
60-inch Mast, Galvanized Steel with Powder Coating

TECHNICAL DATA SHEET

PEPRM1

Plating
Material
Package Quantity

Powder Coat
Galvanized Steel
1

Non-Penetrating Antenna Peak Roof Mount, 1-pole Version, 60-inch Mast, Galvanized Steel with Powder Coating from Pasternack Enterprises has same day shipment for domestic and International orders. Our RF, microwave and millimeter wave products maintain a 99.4% availability and are part of the broadest selection in the industry.

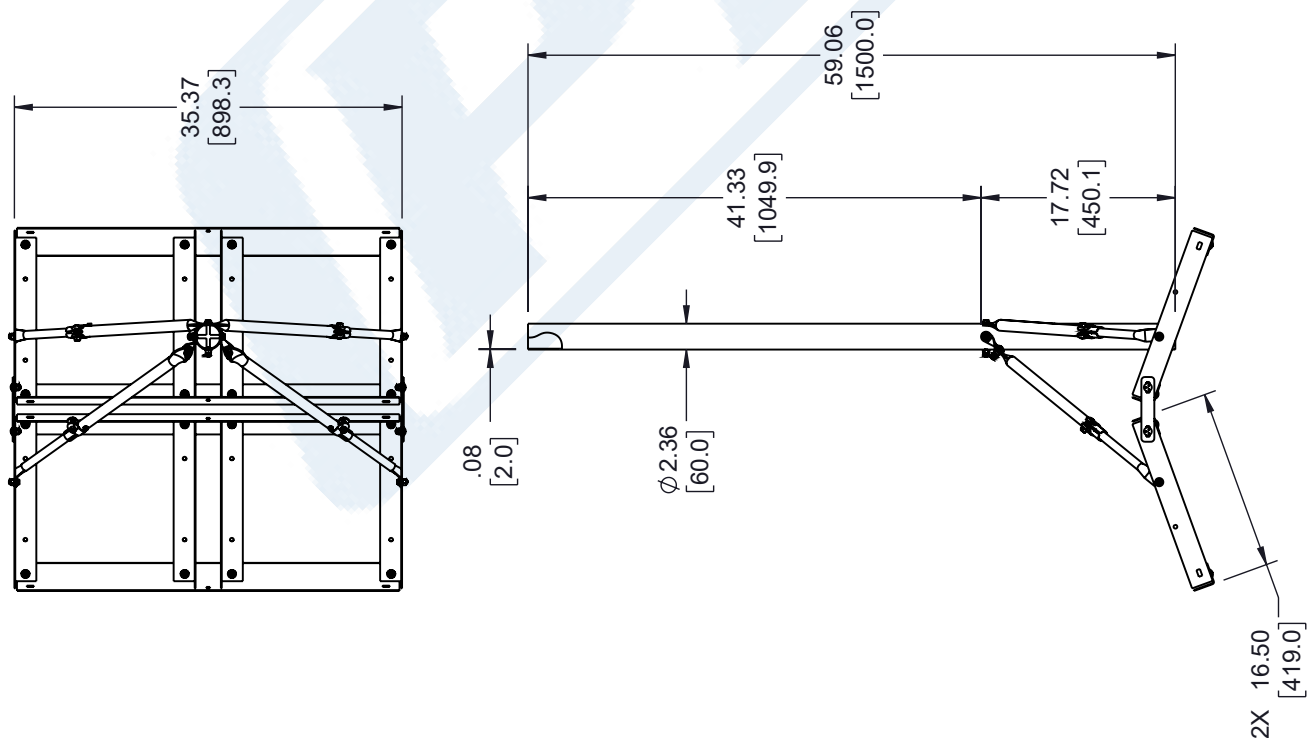
Click the following link (or enter part number in "SEARCH" on website) to obtain additional part information including price, inventory and certifications: [Non-Penetrating Antenna Peak Roof Mount, 1-pole Version, 60-inch Mast, Galvanized Steel with Powder Coating](https://www.pasternack.com/non-penetrating-antenna-peak-roof-mount-1-pole-version-60-inch-mast-galvanized-steel-with-powder-coating-peprm1-p.aspx)

URL: <https://www.pasternack.com/non-penetrating-antenna-peak-roof-mount-1-pole-version-60-inch-mast-galvanized-steel-with-powder-coating-peprm1-p.aspx>

The information contained in this document is accurate to the best of our knowledge and representative of the part described herein. It may be necessary to make modifications to the part and/or the documentation of the part, in order to implement improvements. Pasternack reserves the right to make such changes as required. Unless otherwise stated, all specifications are nominal. Pasternack does not make any representation or warranty regarding the suitability of the part described herein for any particular purpose, and Pasternack does not assume any liability arising out of the use of any part or documentation.



Non-Penetrating Antenna Peak Roof Mount, 1-pole Version, 60-inch Mast, Galvanized Steel with Powder Coating

REVISION				
ZONE	REV.	DESCRIPTION	DATE	
	A	INITIAL RELEASE	01/16/2023	CHANGED BY HBAKKE
				APPROVED BY KHIETPAS



THE INFORMATION CONTAINED IN THIS DRAWING IS THE SOLE PROPERTY OF INFINITE ELECTRONICS, INC. ANY REPRODUCTION IN WHOLE OR PART WITHOUT THE WRITTEN PERMISSION OF INFINITE ELECTRONICS, INC. IS PROHIBITED.

THESE COMMODITIES, TECHNOLOGY OR SOFTWARE WERE EXPORTED FROM THE UNITED STATES IN ACCORDANCE WITH THE EXPORT ADMINISTRATION REGULATIONS. DIVERSION CONTRARY TO U.S. LAW PROHIBITED.

UNLESS OTHERWISE SPECIFIED LEADING DIMENSIONS ARE INCHES DIMENSIONS IN [] ARE MILLIMETERS		 		INTERPRET ALL DIMENSIONS AND TOLERANCES PER ASME Y14.5	
TOLERANCES:				SCALE	SHEET
X ± .2 [5]		FRACTIONS		NONE	1 OF 1
XX ± .02 [.5]		± 1/32			
XXX ± .005 [.13]		ANGLES ± 1°			
CABLE LENGTH TOLERANCES:					
>12 [305] = +1 [25] / -0					
>12 [305] ≤ 60 [1524] = +2 [51] / -0					
>60 [1524] ≤ 120 [3048] = +4 [102] / -0					
>120 [3048] ≤ 300 [7620] = +6 [152] / -0					
>300 [7620] = +5% / -0					
ALL DIMENSIONS ARE FOR REFERENCE ONLY AND SUBJECT TO CHANGE WITHOUT NOTICE					
SIZE		CAGE CODE		DRAWN BY	
A		53919		HBAKKE	
ITEM NO.		PEPRM1		REV	
				A	