

WR-22 Waveguide Bulkhead Adapter Using UG-383/U Round Cover Flange and Operating from 33 GHz to 50 GHz

The Fairview Microwave FMWAD5007 is a WR-22 rectangular waveguide bulkhead adapters operating within the Q Band frequency range of 33 GHz to 50 GHz. The WR-22 bulkhead adapters are used for waveguide interface in panel mount equipment or pressurized test chamber. A hole is made in the panel wall or bulkhead and the adapter is mounted to the panel with screws and a backing ring that is complete with Neoprene gasket (both included). Once securely mounted, waveguides with a Round Cover UG-383/U flange can be attached to the adapter on both sides of the bulkhead feedthrough to allow a signal path through the panel. This Fairview Microwave series of rectangular waveguide bulkhead feedthrough adapters are offered to cover frequency range of 5.85 GHz to 50 GHz in 9 waveguide bands and are ready to ship same day.

Electrical Specifications

Description	Min	Typ	Max	Units
Frequency Range	33		50	GHz
VSWR		1.03:1		

Mechanical Specifications

Size

Length	3 in [76.2 mm]
Width/Dia.	3 in [76.2 mm]
Weight	0.745 lbs [337.93 g]

Description	Flange 1	Waveguide	Flange 2
Type	Round Cover	WR-22	Round Cover
Designation	UG-383/U		UG-383/U
Material	Brass	Brass	Brass

Compliance Certifications (see [product page](#) for current document)

Plotted and Other Data

Notes:



Features:

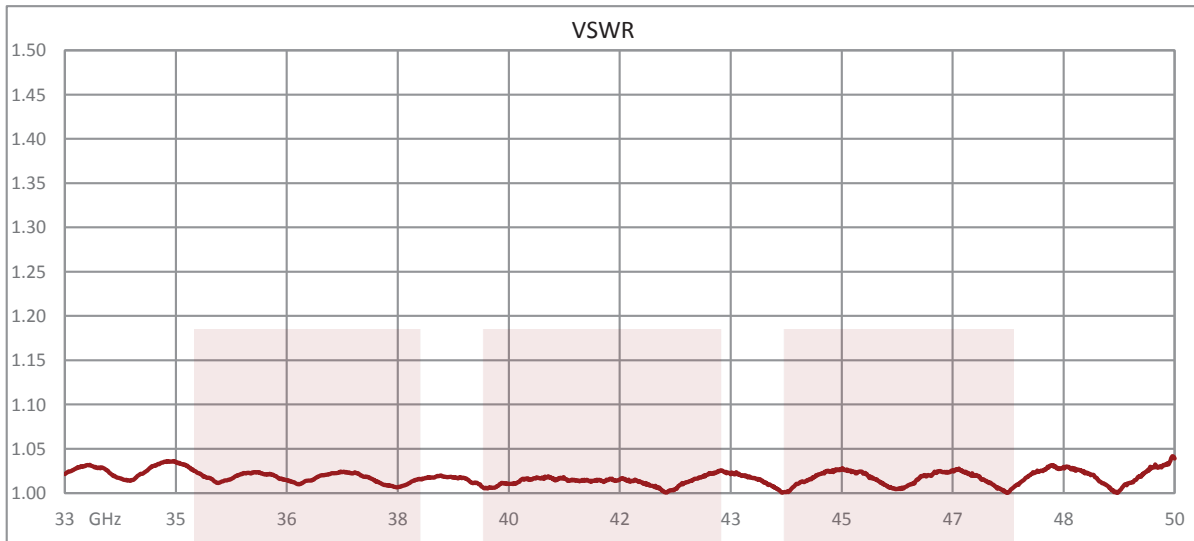
- Bulkhead adapter for WR-22
- UG-383/U Round Cover Flange
- Q Band 33 to 50 GHz
- Mounted to panel with backing ring
- Neoprene Gasket
- Precision manufactured
- Painted Brass Construction
- Stainless steel screws included

Applications:

- Test Instrumentation
- Sub-Assemblies
- Military and Space
- R&D labs
- Communications Systems

Fairview Microwave
1130 Junction Dr. #100
Allen, TX 75013
Tel: 1-800-715-4396 / (972) 649-6678
Fax: (972) 649-6689
www.fairviewmicrowave.com
sales@fairviewmicrowave.com

Typical Performance Data

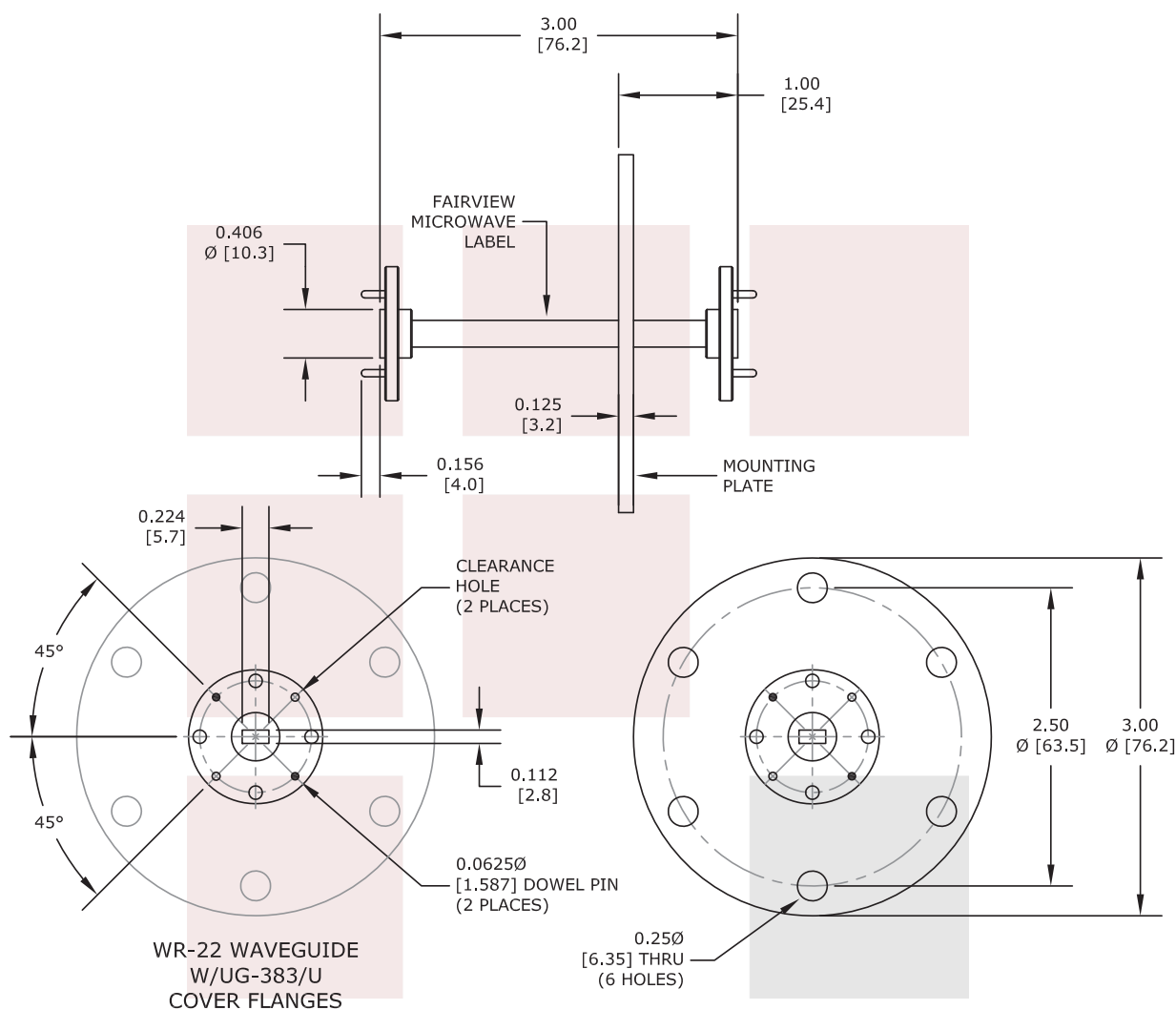


WR-22 Waveguide Bulkhead Adapter Using UG-383/U Round Cover Flange and Operating from 33 GHz to 50 GHz from Fairview Microwave is in-stock and available to ship same-day. All of our RF/microwave products are available off-the-shelf from our ISO 9001:2008 certified facilities in Allen, Texas. Fairview Microwave is RF on-demand.

For additional information on this product, please click the following link: [WR-22 Waveguide Bulkhead Adapter Using UG-383/U Round Cover Flange and Operating from 33 GHz to 50 GHz FMWAD5007](https://www.fairviewmicrowave.com/wr-22-waveguide-bulkhead-adapter-ug383-round-50-ghz-fmwad5007-p.aspx)

URL: <https://www.fairviewmicrowave.com/wr-22-waveguide-bulkhead-adapter-ug383-round-50-ghz-fmwad5007-p.aspx>

The information contained in this document is accurate to the best of our knowledge and representative of the part described herein. It may be necessary to make modifications to the part and/or the documentation of the part, in order to implement improvements. Fairview Microwave reserves the right to make such changes as required. Unless otherwise stated, all specifications are nominal. Fairview Microwave does not make any representation or warranty regarding the suitability of the part described herein for any particular purpose, and Fairview Microwave does not assume any liability arising out of the use of any part or documentation.

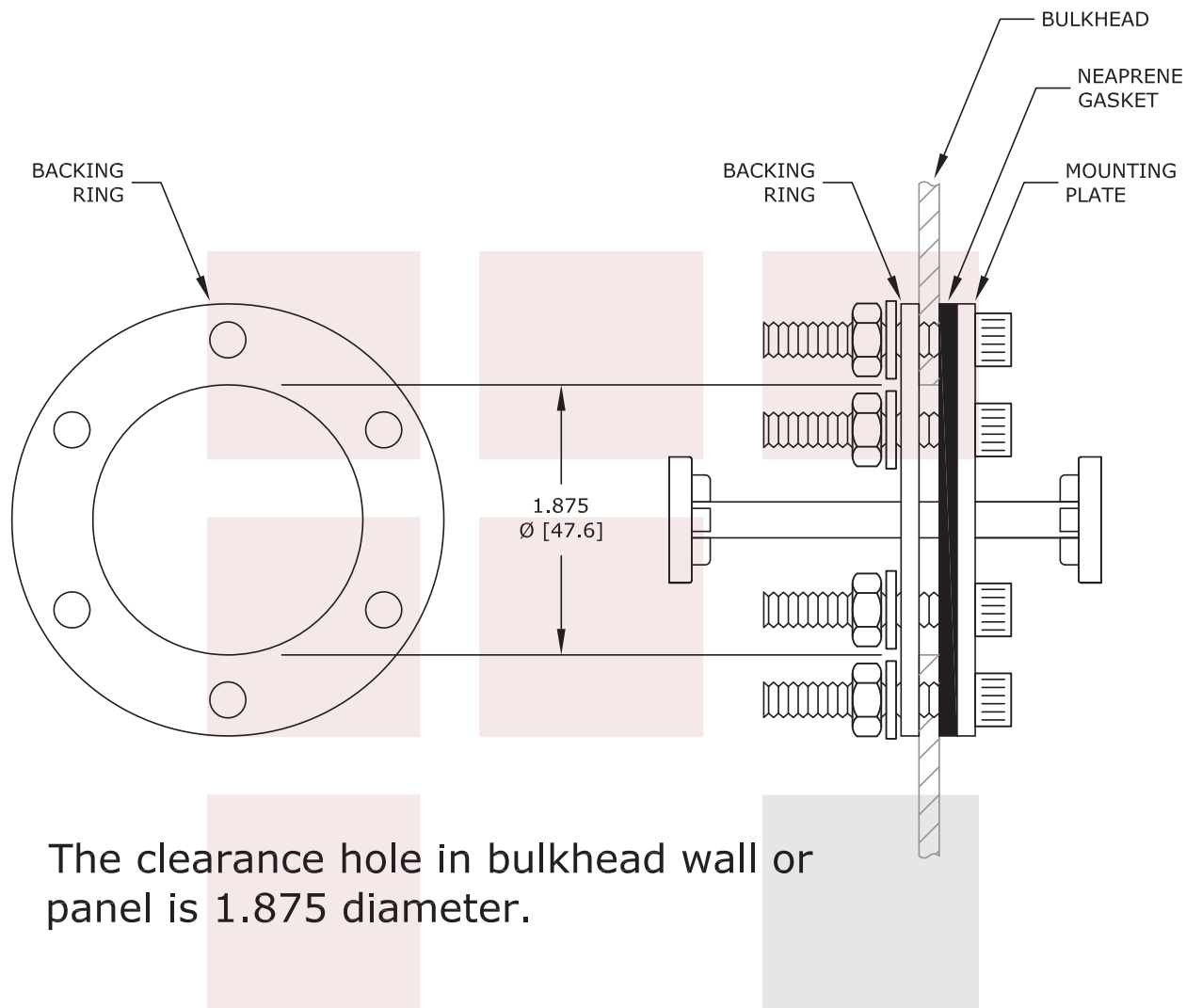


STANDARD TOLERANCES

.X ±0.2
.XX ±0.1
.XXX ±0.05

*STANDARD TOLERANCES APPLY ONLY TO DIMENSIONS IN INCHES

FAIRVIEW MICROWAVE INC. ALLEN, TX 75013 WWW.FAIRVIEWMICROWAVE.COM		NOTES: 1. UNLESS OTHERWISE SPECIFIED ALL DIMENSIONS ARE NOMINAL. 2. ALL SPECIFICATIONS ARE SUBJECT TO CHANGE WITHOUT NOTICE AT ANY TIME. 3. DIMENSIONS ARE IN INCHES [mm].			
TITLE WR-22 Waveguide Bulkhead Adapter Using UG-383/U Round Cover Flange and Operating from 33 GHz to 50 GHz		DWG NO FMWAD5007		CAGE CODE 3FKR5	
CAD FILE	030717	SHEET	SCALE	N/A	SIZE A 2233



STANDARD TOLERANCES

.X ±0.2
.XX ±0.1
.XXX ±0.05

*STANDARD TOLERANCES APPLY
ONLY TO DIMENSIONS IN INCHES

FAIRVIEW MICROWAVE INC. ALLEN, TX 75013 WWW.FAIRVIEWMICROWAVE.COM		NOTES: 1. UNLESS OTHERWISE SPECIFIED ALL DIMENSIONS ARE NOMINAL. 2. ALL SPECIFICATIONS ARE SUBJECT TO CHANGE WITHOUT NOTICE AT ANY TIME. 3. DIMENSIONS ARE IN INCHES [mm].			
TITLE WR-22 Waveguide Bulkhead Adapter Using UG-383/U Round Cover Flange and Operating from 33 GHz to 50 GHz	DWG NO FMWAD5007		CAGE CODE 3FKR5		
	CAD FILE 030717	SHEET	SCALE N/A	SIZE A	2233