



# TAI-SAW TECHNOLOGY CO., LTD.

No. 3, Industrial 2nd Rd., Ping-Chen Industrial District,  
Taoyuan, 324, Taiwan, R.O.C.

TEL: 886-3-4690038 FAX: 886-3-4697532

E-mail: [tstsales@mail.taisaw.com](mailto:tstsales@mail.taisaw.com) Web: [www.taisaw.com](http://www.taisaw.com)

## Product Specifications Approval Sheet

Product Description: Crystal Unit SMD 2.5x2.0 40.00MHZ

TST Part No.: TZ2965C

Customer Part No.: \_\_\_\_\_

Customer signature required
Company: _____
Division: _____
Approved by : _____
Date: _____

Checked by: \_\_\_\_\_ Yifan Chen *Yifan*

Approved by: \_\_\_\_\_ Kelly Huang *Kelly Huang*

Date: \_\_\_\_\_ 06/16/2023

1. Customer signed back is required before TST can proceed with sample build and receive orders.
2. Orders received without customer signed back will be regarded as agreement on the specifications.
3. Any specifications changes must be approved upon by both parties and a new revision of specifications shall be released to reflect the changes.



**TAI-SAW TECHNOLOGY CO., LTD.**  
Crystal Unit SMD 2.5x2.0 40.00MHz

MODEL NO.: TZ2965C

REV. NO.: 5

**Revise:**

Rev.	Rev. Page	Rev. Account	Date	Ref. No.	Revised by
1	N/A	Initial release	10/01/19'	N/A	Yifan Chen
2	3	Updated SPEC	11/15/19'	ECN-201900512	Yifan Chen
3	3	Updated TS SPEC	03/24/20'	ECN-202000114	Yifan Chen
4	3,4	Add RS Over Operating Temperature Range, FL Tol.		ECN-202000354	
		Update Base in/out	09/24/20'	ECN-202000355	Yifan Chen
5	3	Add Crystal Cutting type	06/16/23'	ECN-202300252	Yifan Chen



MODEL NO.: TZ2965C

REV. NO.: 5

## Features:

- Surface Mount Hermetic Package
- Excellent Reliability Performance
- Good Frequency Perturbation and Stability over temperature
- Ultra Miniature Package
- Moisture Sensitivity Level (MSL) : Level-1

RoHS Compliant  
Lead free  
Lead-free soldering

## Description and Applications:

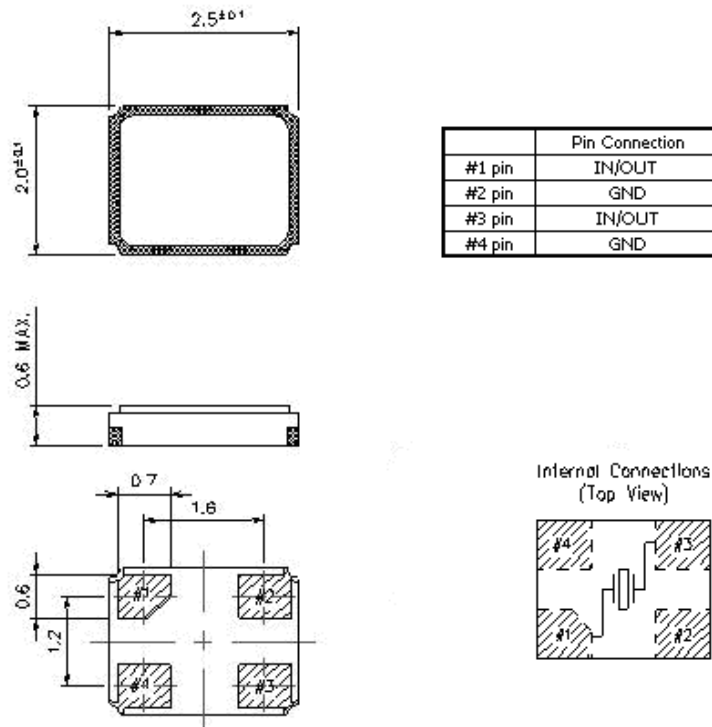
Surface mount 2.5mmx2.0mm crystal unit for use in wireless communications devices, especially for a need of ultra miniature package for mobility.

## Electrical Specifications:

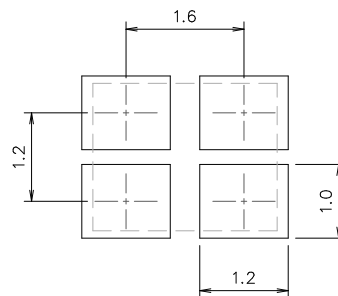
<b>TZ2965C</b>	<b>Specification</b>
Nominal Frequency	40.000000 MHz
Mode of Oscillation	Fundamental (Crystal Cutting type : AT-CUT)
Storage Temperature Range	-40°C to +125°C
Operating Temperature Range	-40°C to +105°C
Frequency Stability over Operating Temperature Range	+/-12 ppm (referred to the value at 25°C) -40°C to +85°C +/-15 ppm (referred to the value at 25°C) +85°C to +100°C +/-20 ppm (referred to the value at 25°C) +100°C to +105°C
Frequency Make Tolerance (FL)	+/-7 ppm @ 25°C +/- 3°C
Equivalent Series Resistance (ESR)	20 Ω max. (Over Operating Temperature Range)
Nominal Drive Level	300uW max
Shunt Capacitance (Co)	2.0 pF max
Trim sensitivity (TS)	29.97 min , 33.3 typical , 36.63 max ppm/pF
Load Capacitance (CL)	6 pF
Aging	+/-2ppm/year
Insulation Resistance	500 MΩ min./DC 100V
Marking	Laser Marking
Unit Weight	9.5 +/-0.5mg

# Mechanical Dimensions (mm):

## Base



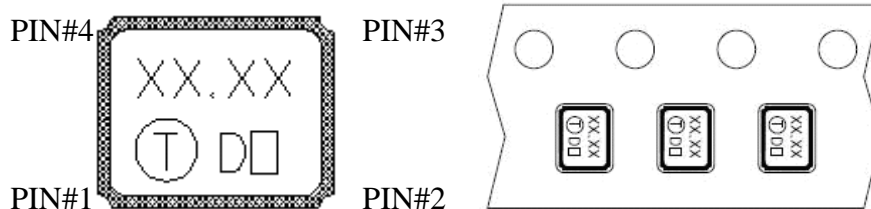
## Recommended Land Pattern: (unit: mm)



## Marking:

Line 1: Frequency (40.00)

Line 2: TST Logo + Date Code + Product Code (  is TST internal tracking code, could be a~z and A~Z, 1 or 2 letters, underline or no underline)



**The inner vision of PIN#1, PIN#4 side is XTAL blank mounting pad.**

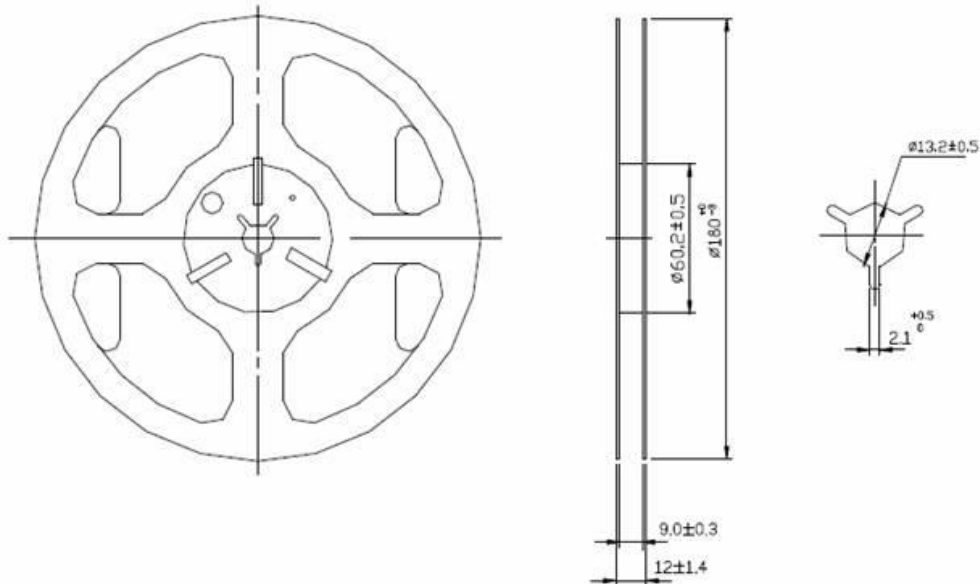
**Date Code Table**

WK01	WK02	WK03	WK04	WK05	WK06	WK07	WK08	WK09	WK10	WK11	WK12	WK13
A	B	C	D	E	F	G	H	I	J	K	L	M
WK14	WK15	WK16	WK17	WK18	WK19	WK20	WK21	WK22	WK23	WK24	WK25	WK26
N	O	P	Q	R	S	T	U	V	W	X	Y	Z
WK27	WK28	WK29	WK30	WK31	WK32	WK33	WK34	WK35	WK36	WK37	WK38	WK39
a	b	c	d	e	f	g	h	i	j	k	l	m
WK40	WK41	WK42	WK43	WK44	WK45	WK46	WK47	WK48	WK49	WK50	WK51	WK52
n	o	p	q	r	s	t	u	v	w	x	y	z

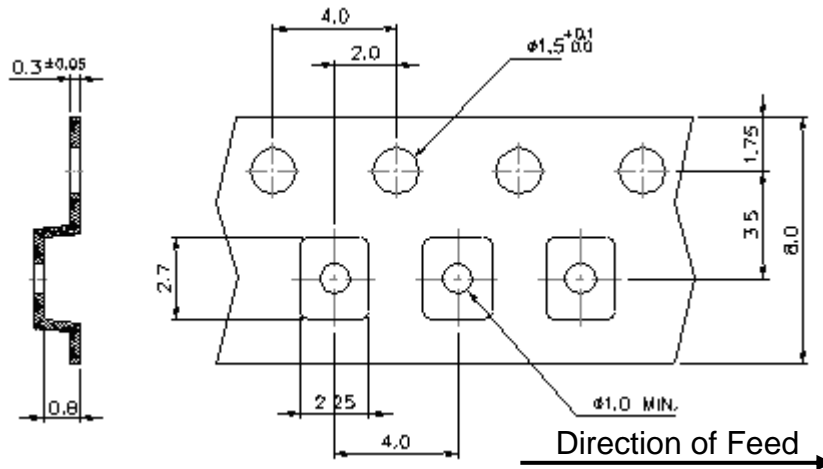
**Product Code Table: (Under line With Even Year and Odd Year for Nothing)**

Year						Product Code
2013	2015	2017	2019	2021	2023	<input type="checkbox"/>
2014	2016	2018	2020	2022	2024	<input type="checkbox"/>

**Reel Dimensions (mm):**



**Tape Dimensions (mm):**

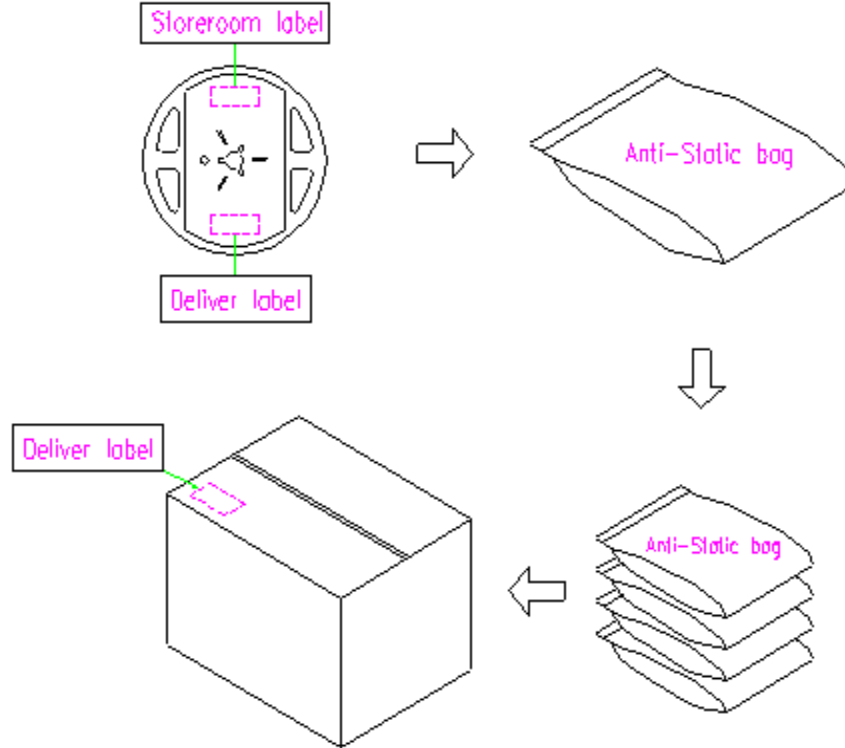


**[NOTE]:**

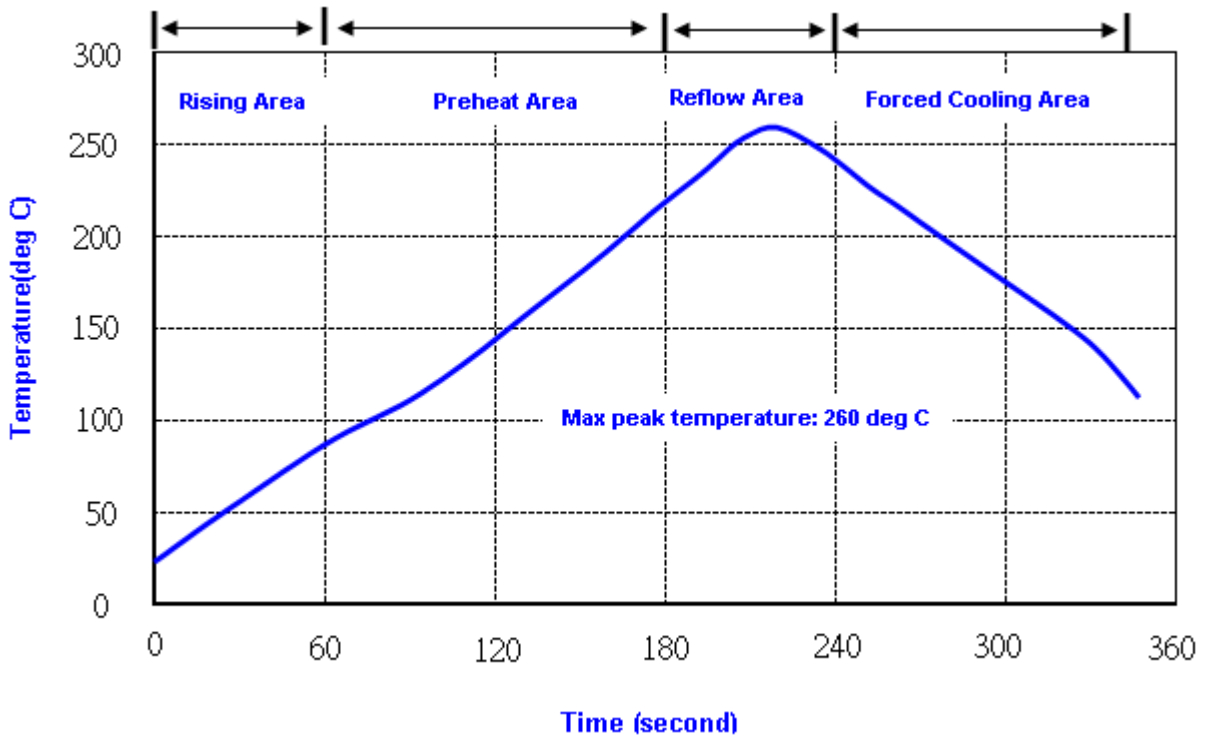
1. Unless otherwise specified tolerance on dimension +/-0.1 mm.
2. Material: conductive polystyrene with color black.
3. 10 pitch cumulative tolerance +/-0.2 mm.

## Packing Quantity/Packing:

3K pcs maximum per reel



## Reflow Profile:



- Note:**
1. Max peak temperature: 260+/-5 deg C; Time: 10+/-2 sec
  2. Temperature: 217+/-5 deg C; Time: 90~100 sec

## Reliability Specifications

Test name	Test process / method	Reference standard
<b>Mechanical characteristics</b>		
resistance to Soldering heat (IR reflow)	Temp./ Duration : 265°C /10sec x2 times Total time : 4min.(IR-reflow)	EIAJED-4701 -300(301)M(II)
Vibration	Total peak amplitude : 1.5mm Vibration frequency : 10 to 2000 Hz Sweep period : 20 minute Vibration directions : 3 mutually perpendicular Duration : 2 hr / direc.	MIL-STD 202G method 204
Mechanical Shock	directions : 3 impacts per axis Acceleration : 3000g's, +20/-0 % Duration : 0.3 ms (total 18 shocks) Waveform : Half-sine	MIL-STD 202G method 213
Solderability	Solder Temperature:265±5°C Duration time: 5±0.5 seconds.	J-STD-002
<b>Environmental characteristics</b>		
Thermal Shock	Heat cycle conditions -40 °C (30min) ↔ 85 °C (30min) * cycle time : 10 times	MIL-STD 883G method 1010.8
Humidity test	Temperature : 85 ± 2 °C Relative humidity : 85% Duration : 96 hours	MIL-STD 202G method 103
Dry heat ( Aging test )	Temperature : 125 ± 2 °C Duration : 168 hours	MIL-STD 202G method 108A
Cold resistance (Low Temp Storage)	Temperature : -40 ± 2 °C Duration : 96 hours	IEC 60068-2-1