

DT06-12SC-C017

✓ ACTIVE

TE Internal #: DT06-12SC-C017

Housing for Female Terminals, Wire-to-Wire, 12 Position, .359 in [9.12 mm] Centerline, Sealable, Green, Wire & Cable, Power & Signal

[View on TE.com >](#)



Connectors > Automotive Connectors > Automotive Housings > DEUTSCH DT Plug Connectors



Connector System: **Wire-to-Wire**

Number of Positions: **12**

Connector & Housing Type: **Housing for Female Terminals**

Centerline (Pitch): **9.12 mm [.359 in]**

Sealable: **Yes**

[All DEUTSCH DT Plug Connectors \(221\)](#)

Features

Product Type Features

Mixed & Hybrid Connector	No
Connector Shape	Rectangular
Connector System	Wire-to-Wire
Connector & Housing Type	Housing for Female Terminals
Sealable	Yes
Connector & Contact Terminates To	Wire & Cable
Primary Locking Feature	Integrated in Housing

Configuration Features

Blank Cavity Position	1, 10, 11, 12, 2, 3, 4, 5, 6, 7, 8, 9
Connector Modification	Solid Rear Grommet, End Cap
Number of Positions	12
Number of Rows	2

Electrical Characteristics



Operating Voltage	250 VAC
Nominal Voltage Architecture	12 V, 24 V, 48 V

Body Features

Cable Exit Angle	180°
Primary Product Color	Green
Connector & Keying Code	C

Contact Features

Contact Type	Socket
Mating Pin Diameter	1.59 mm[.063 in]
Contact Current Rating (Max)	13 A

Mechanical Attachment

Terminal Position Assurance	Yes
Strain Relief	Add By Accessory
Mating Alignment Type	Keyed
Mating Alignment	With
Connector Mounting Type	Cable Mount (Free-Hanging)

Housing Features

Housing Material	PA GF
Centerline (Pitch)	9.12 mm[.359 in]

Dimensions

Connector Height	40.56 mm[1.597 in]
Product Width	20.83 mm[.82 in]
Product Length	33.48 mm[1.318 in]
Row-to-Row Spacing	4.45 mm[.175 in]

Usage Conditions

Operating Temperature (Max)	125 °C[257 °F]
Operating Temperature Range	-55 - 125 °C[-67 - 257 °F]

Operation/Application

Circuit Application	Power & Signal
---------------------	----------------

Industry Standards

Degree of Protection	IP68, IP6K9K
Compatible With Agency/Standards Products	SAE J2030



UL Flammability Rating	12mm Flame Test per Standard UL-94
------------------------	------------------------------------

Packaging Features

Packaging Quantity	500
Packaging Method	Box

Other

Serviceable	Yes
Connector Position Assurance Capable	No

Product Compliance

For compliance documentation, visit the product page on [TE.com](#)>


EU RoHS Directive 2011/65/EU	Compliant
EU ELV Directive 2000/53/EC	Compliant
China RoHS 2 Directive MIIT Order No 32, 2016	No Restricted Materials Above Threshold
EU REACH Regulation (EC) No. 1907/2006	Current ECHA Candidate List: JAN 2024 (240) Candidate List Declared Against: JAN 2024 (240) SVHC > Threshold: Octamethylcyclotetrasiloxane (D4) (.5% in Component Part) Dodecamethylcyclohexasiloxane (D6) (.5% in Component Part) Decamethylcyclopentasiloxane (D5) (.5% in Component Part) Article Safe Usage Statements: Wash thoroughly after handling. Recycle if possible and dispose of the article by following all applicable governmental regulations relevant to your geographic location.
Halogen Content	Not Low Halogen - contains Br or Cl > 900 ppm.
Solder Process Capability	Not reviewed for solder process capability

Product Compliance Disclaimer


This information is provided based on reasonable inquiry of our suppliers and represents our current actual knowledge based on the information they provided. This information is subject to change. The part numbers that TE has identified as EU RoHS compliant have a maximum concentration of 0.1% by weight in homogenous materials for lead, hexavalent chromium, mercury, PBB, PBDE, DBP, BBP, DEHP, DIBP, and 0.01% for cadmium, or qualify for an exemption to these limits as defined in the Annexes of Directive 2011/65/EU (RoHS2). Finished electrical and electronic equipment products will be CE marked as required by Directive 2011/65/EU. Components may not be CE marked. Additionally, the part numbers that TE has identified as EU ELV compliant have a maximum concentration of 0.1% by weight in homogenous materials for lead, hexavalent chromium, and mercury, and 0.01% for cadmium, or qualify for an exemption to these limits as defined in the Annexes of Directive 2000/53/EC (ELV). Regarding the REACH Regulation, the information TE provides on SVHC in articles for this part number is based on the latest European Chemicals Agency (ECHA) 'Guidance on requirements for substances in articles' posted at this URL: <https://echa.europa.eu/guidance-documents/guidance-on-reach>




Compatible Parts




TE Part # CAT-J41-DDRC
DEUTSCH DT Receptacle Connectors




TE Part # 1028-043-1205
BKSHL, 12P, BLK, PLG,ST, NW13/17




TE Part # CAT-D487-P729
Dust Caps - DEUTSCH DT




TE Part # CAT-D487-H342
DEUTSCH DT Headers




TE Part # DT12S-BT-BK
BOOT, 12P, PLG, ST, BLK




TE Part # DT12S-BT
BOOT, 12P, PLG, ST, GRY



TE Part # DT12S-BT-EN
BOOT, 12P, PLG, ST, LONG, GRY




TE Part # 2417961-1
DT12S-BT CUT VERSION




TE Part # CAT-D487-CH8172
DEUTSCH DT Series Housings & Connectors


Customers Also Bought




TE Part # DT04-12PC-BL04
DEUTSCH DT Receptacle Connectors




TE Part # HDC16-5-LA
DUST CAP, 5P, REC, GRY, LANYARD, HD10




TE Part # 963711-1
TIMER, RECEPTACLE AND TAB




TE Part # 2389807-1
STRAIN RELIEF,35 POSITION AMPSEAL




TE Part # K1010788
Relay 29-214-12



TE Part # DRC16-24SB-P013
PLG, 24P, BLK, N, SEAL BOND, B



TE Part # CAR2PC68
CAR PLUG DIN9680 2way, IP68



TE Part # CAR2SC68
CAR RECPT DIN9680 2way, IP68



Documents

Product Drawings

PLG, 12P, GRN, BLOCKED, C

English

PLG, 12P, GRN, BLOCKED, C

English

CAD Files

3D PDF

3D

Customer View Model

ENG_CVM_CVM_DT06-12SC-C017_A.2d_dxf.zip

English

Customer View Model

ENG_CVM_CVM_DT06-12SC-C017_A.3d_igs.zip

English

Customer View Model

ENG_CVM_CVM_DT06-12SC-C017_A.3d_stp.zip

English

By downloading the CAD file I accept and agree to the [Terms and Conditions](#) of use.

Datasheets & Catalog Pages

CONNECTOR SELECTOR

English

Product Specifications

Application Specification

English

Agency Approvals

UL Report

English