

DRC18-40SC ✓ ACTIVE

DEUTSCH | DEUTSCH DRC

TE Internal #: DRC18-40SC

Housing for Female Terminals, Wire-to-Wire, 40 Position, .216 in [5.49 mm] Centerline, Sealable, Black, Wire & Cable, Power & Signal, DEUTSCH DRC

[View on TE.com >](#)



Connectors > Automotive Connectors > Automotive Housings > DEUTSCH DRC Housings



Connector System: **Wire-to-Wire**

Number of Positions: **40**

Connector & Housing Type: **Housing for Female Terminals**

Centerline (Pitch): **5.49 mm [.216 in]**

Sealable: **Yes**

[All DEUTSCH DRC Housings \(112\)](#)

Features

Product Type Features

Mixed & Hybrid Connector	No
Connector Shape	Rectangular
Connector System	Wire-to-Wire
Connector & Housing Type	Housing for Female Terminals
Sealable	Yes
Connector & Contact Terminates To	Wire & Cable
Primary Locking Feature	Contact Retainer

Configuration Features

Blank Cavity Position	0
Number of Positions	40
Number of Rows	4

Electrical Characteristics

Operating Voltage	250 VAC
Nominal Voltage Architecture	12 V, 24 V, 48 V

Body Features

Cable Exit Angle	180°
Primary Product Color	Black



Connector & Keying Code	C
-------------------------	---

Contact Features

Contact Size	Size 16
--------------	---------

Contact Type	Socket
--------------	--------

Mating Pin Diameter	1.59 mm[.063 in]
---------------------	------------------

Contact Current Rating (Max)	13 A
------------------------------	------

Mechanical Attachment

Terminal Position Assurance	No
-----------------------------	----

Strain Relief	Add By Accessory
---------------	------------------

Mating Alignment Type	Keyed
-----------------------	-------

Mating Alignment	With
------------------	------

Connector Mounting Type	Cable Mount (Free-Hanging)
-------------------------	----------------------------

Housing Features

Housing Material	PPS GF
------------------	--------

Centerline (Pitch)	5.49 mm[.216 in]
--------------------	------------------

Dimensions

Connector Height	30.53 mm[1.202 in]
------------------	--------------------

Product Width	72.85 mm[2.868 in]
---------------	--------------------

Product Length	40.44 mm[1.592 in]
----------------	--------------------

Row-to-Row Spacing	5.49 mm[.216 in]
--------------------	------------------

Usage Conditions

Operating Temperature (Max)	125 °C[257 °F]
-----------------------------	----------------

Operating Temperature Range	-55 – 125 °C[-67 – 257 °F]
-----------------------------	----------------------------

Operation/Application

Circuit Application	Power & Signal
---------------------	----------------

Industry Standards

Degree of Protection	IP68, IP6K9K
----------------------	--------------

Compatible With Agency/Standards Products	SAE J2030
---	-----------

UL Flammability Rating	20mm Flame Test per Standard UL-94
------------------------	------------------------------------

Packaging Features

Packaging Quantity	125
--------------------	-----



Packaging Method Box

Other

Serviceable Yes

Connector Position Assurance Capable No

Product Compliance

[For compliance documentation, visit the product page on TE.com>](#)

EU RoHS Directive 2011/65/EU Compliant

EU ELV Directive 2000/53/EC Compliant

China RoHS 2 Directive MIIT Order No 32, 2016 No Restricted Materials Above Threshold

EU REACH Regulation (EC) No. 1907/2006 Current ECHA Candidate List: JAN 2024 (240)
Candidate List Declared Against: JAN 2024 (240)
Does not contain REACH SVHC

Halogen Content BFR/CFR/PVC Free, but Br/Cl >900 ppm in other sources.

Solder Process Capability Not reviewed for solder process capability

Product Compliance Disclaimer

This information is provided based on reasonable inquiry of our suppliers and represents our current actual knowledge based on the information they provided. This information is subject to change. The part numbers that TE has identified as EU RoHS compliant have a maximum concentration of 0.1% by weight in homogenous materials for lead, hexavalent chromium, mercury, PBB, PBDE, DBP, BBP, DEHP, DIBP, and 0.01% for cadmium, or qualify for an exemption to these limits as defined in the Annexes of Directive 2011/65/EU (RoHS2). Finished electrical and electronic equipment products will be CE marked as required by Directive 2011/65/EU. Components may not be CE marked. Additionally, the part numbers that TE has identified as EU ELV compliant have a maximum concentration of 0.1% by weight in homogenous materials for lead, hexavalent chromium, and mercury, and 0.01% for cadmium, or qualify for an exemption to these limits as defined in the Annexes of Directive 2000/53/EC (ELV). Regarding the REACH Regulation, the information TE provides on SVHC in articles for this part number is based on the latest European Chemicals Agency (ECHA) 'Guidance on requirements for substances in articles' posted at this URL: <https://echa.europa.eu/guidance-documents/guidance-on-reach>

Compatible Parts

TE Part # CAT-D799-CH8172
DEUTSCH DRC Housings

TE Part # CAT-D799-H342
DEUTSCH DRC Headers

TE Part # CAT-J67-DSCC16
DEUTSCH Size 16 Crimp Contacts

TE Part # CAT-D48-SP729
DEUTSCH Sealing Plugs



TE Part # CAT-D48-ST273
DEUTSCH Solid Contacts



TE Part # 0411-291-1405
EXT TOOL, SIZE 16, 14-16 AWG, N, GRN



TE Part # 0411-204-1605
EXT TOOL, SIZE 16, 16-18 AWG, N, DRK BLU



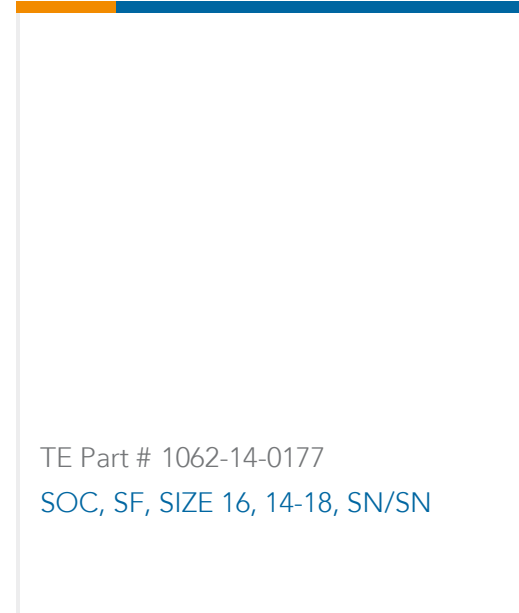
TE Part # DRC40-BT
BOOT, 40P, 16SZ, PLG/REC, ST, BLK



TE Part # DRC40-BT-90DEG
BOOT, 40P, 16SZ, PLG/REC, RA, BLK

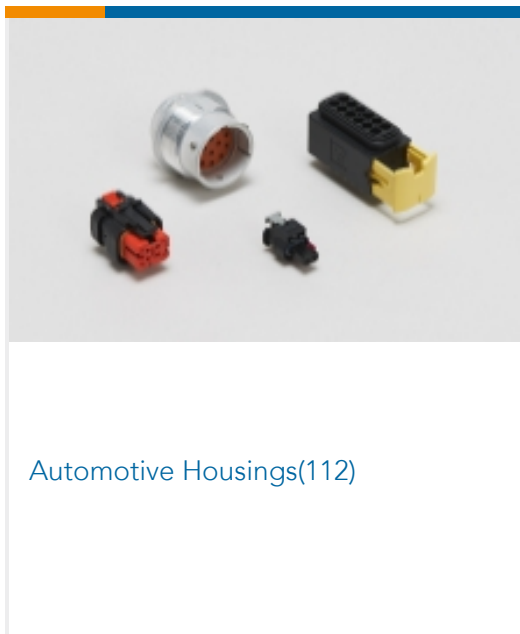


TE Part # 0515-001-4005
PROTECT CVR, 40P, PLG, WHT, DRC16




TE Part # 1062-14-0177
SOC, SF, SIZE 16, 14-18, SN/SN


Also in the Series | DEUTSCH DRC



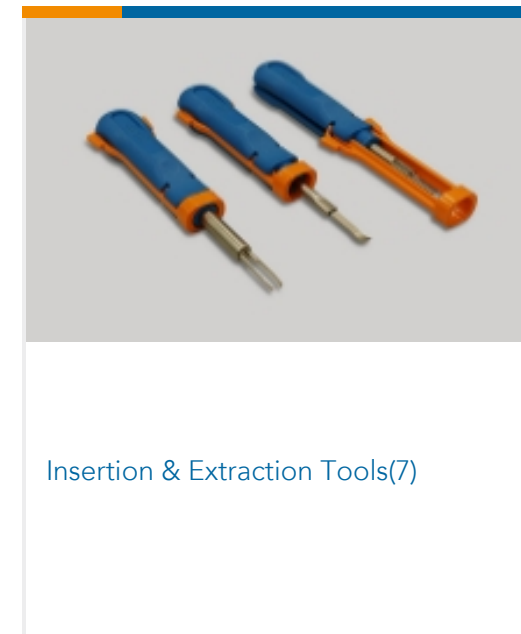
Automotive Housings(112)



Connector Backshells(6)



Connector Strain Relief(3)



Insertion & Extraction Tools(7)



PCB Headers & Receptacles(44)

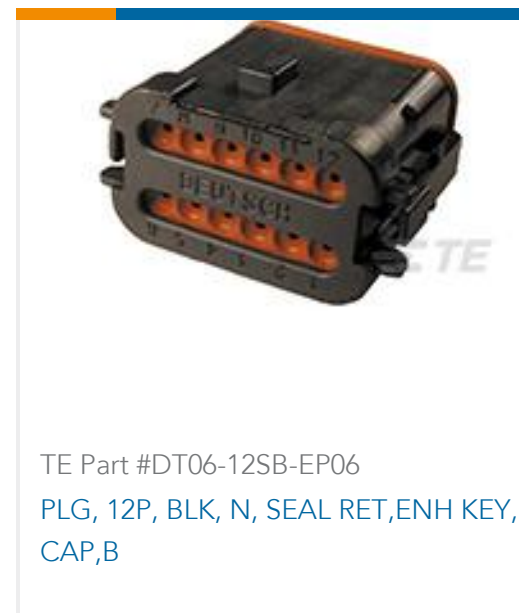
Customers Also Bought



TE Part #DRC18-40SB
DEUTSCH DRC Housings



TE Part #DT04-3P-CL06
REC, 3P, BLK, E, FLANGE



TE Part #DT06-12SB-EP06
PLG, 12P, BLK, N, SEAL RET, ENH KEY, CAP, B



TE Part #927837-5
SPT REC 6.3 Contact SRC Ag



Documents

Product Drawings

[PLG, 40P, BLK, N, C](#)

English

CAD Files

[3D PDF](#)

3D

Customer View Model

[ENG_CVM_CVM_DRC18-40SC_B.2d_dxf.zip](#)

English

Customer View Model

[ENG_CVM_CVM_DRC18-40SC_B.3d_igs.zip](#)

English

Customer View Model

[ENG_CVM_CVM_DRC18-40SC_B.3d_stp.zip](#)

English

By downloading the CAD file I accept and agree to the [Terms and Conditions](#) of use.

Datasheets & Catalog Pages

[ICT Terminals and Connectors Catalogue](#)

English

Product Specifications

[Application Specification](#)

English

Agency Approvals

[UL Report](#)

English