



Connectors > Connector Accessories > Connector Strain Relief



Strain Relief Accessory Type: **Boot**

Primary Product Material: **PVC**

Primary Product Color: **Gray**

Sealable: **No**

Packaging Method: **Package**

Features

Product Type Features

Strain Relief Accessory Type	Boot
Sealable	No

Body Features

Cable Exit Angle	180°
Primary Product Material	PVC
Primary Product Color	Gray

Dimensions

Compatible Cable Diameter Range	0 - 11.1 mm[0 - .437 in]
---------------------------------	--------------------------

Usage Conditions

Operating Temperature Range	-29 - 100 °C[-20 - 212 °F]
-----------------------------	----------------------------

Industry Standards

IP Rating	IP6K9K
-----------	--------

Packaging Features

Packaging Method	Package
Packaging Quantity	1

Other

Serviceable	Yes
-------------	-----



Product Compliance

[For compliance documentation, visit the product page on TE.com>](#)

EU RoHS Directive 2011/65/EU	Compliant
EU ELV Directive 2000/53/EC	Compliant
China RoHS 2 Directive MIIT Order No 32, 2016	No Restricted Materials Above Threshold
EU REACH Regulation (EC) No. 1907/2006	Current ECHA Candidate List: JAN 2024 (240) Candidate List Declared Against: JAN 2024 (240) Does not contain REACH SVHC
Halogen Content	Not Low Halogen - contains Br or Cl > 900 ppm.
Solder Process Capability	Not reviewed for solder process capability

Product Compliance Disclaimer

This information is provided based on reasonable inquiry of our suppliers and represents our current actual knowledge based on the information they provided. This information is subject to change. The part numbers that TE has identified as EU RoHS compliant have a maximum concentration of 0.1% by weight in homogenous materials for lead, hexavalent chromium, mercury, PBB, PBDE, DBP, BBP, DEHP, DIBP, and 0.01% for cadmium, or qualify for an exemption to these limits as defined in the Annexes of Directive 2011/65/EU (RoHS2). Finished electrical and electronic equipment products will be CE marked as required by Directive 2011/65/EU. Components may not be CE marked. Additionally, the part numbers that TE has identified as EU ELV compliant have a maximum concentration of 0.1% by weight in homogenous materials for lead, hexavalent chromium, and mercury, and 0.01% for cadmium, or qualify for an exemption to these limits as defined in the Annexes of Directive 2000/53/EC (ELV). Regarding the REACH Regulation, the information TE provides on SVHC in articles for this part number is based on the latest European Chemicals Agency (ECHA) 'Guidance on requirements for substances in articles' posted at this URL: <https://echa.europa.eu/guidance-documents/guidance-on-reach>

Compatible Parts

 <p>TE Part # CAT-J41-DDPC DEUTSCH DT Plug Connectors</p>	 <p>TE Part # CAT-J41-DDCC DEUTSCH DT Color Connectors</p>	<p>TE Part # DT06-4S-P012-COMP PLG, 4P, BLK, N, SEAL RET, WEDGE CONT</p>
--	---	--

Also in the Series | **DEUTSCH DT**



Automotive Connector Caps & Covers (19)



Automotive Connector Locks & Position Assurance (86)



Automotive Housings (654)



Connector Backshells (61)



Connector Seals & Cavity Plugs (6)




Connector Strain Relief (28)



Insertion & Extraction Tools (3)



Other Automotive Connector Accessories (28)




PCB Headers & Receptacles (105)


Also in the Series | DEUTSCH DTM



Automotive Connector Caps & Covers (7)



Automotive Connector Locks & Position Assurance (25)



Automotive Housings (100)




Connector Backshells (7)



Connector Strain Relief (28)



Insertion & Extraction Tools (2)



PCB Headers & Receptacles (37)

Customers Also Bought



TE Part # DT4P-BT
BOOT, 4P, REC, ST, GRY



TE Part # DT12S-BT
BOOT, 12P, PLG, ST, GRY



TE Part # DT2P-BT
BOOT, 2P, REC, ST, GRY



TE Part # DT8S-BT
BOOT, 8P, PLG, ST, GRY



TE Part # DT2S-BT
BOOT, 2P, PLG, ST, GRY



TE Part # AEC16-40SBE-E019
DEUTSCH DRC Housings



TE Part # T4161320005-003
RPC-M12-FS-5CON-PUR-1.5SH



TE Part # DT6P-BT
BOOT, 6P, REC, ST, GRY



TE Part # DT6S-BT
BOOT, 6P, PLG, ST, GRY

Documents

Product Drawings

BOOT, 4P, PLG, ST, GRY

English

CAD Files

3D PDF

3D

Customer View Model

[ENG_CVM_CVM_DT4S-BT_A.2d_dxf.zip](#)

English

Customer View Model

[ENG_CVM_CVM_DT4S-BT_A.3d_igs.zip](#)

English

Customer View Model

[ENG_CVM_CVM_DT4S-BT_A.3d_stp.zip](#)

English

By downloading the CAD file I accept and agree to the [Terms and Conditions](#) of use.



Datasheets & Catalog Pages

CONNECTOR SELECTOR

English

Product Specifications

Application Specification

English