



Connectors > Connector Accessories > Connector Caps & Covers



Connector Cover Type: **Strain Relief Cover**

Primary Product Color: **Natural**

Primary Product Material: **Polyester**

Number of Positions: **8**

Operating Temperature (Max): **105 °C [221 °F]**

Features

Product Type Features

Product Profile	Standard
Connector Cover Type	Strain Relief Cover

Configuration Features

Number of Positions	8
---------------------	---

Body Features

Primary Product Color	Natural
Primary Product Material	Polyester

Mechanical Attachment

Strain Relief	With
---------------	------

Housing Features

Centerline (Pitch)	3.96 mm [.156 in]
--------------------	-------------------

Usage Conditions

Compatible With IDC Installation Type Connector	Feed Thru
Operating Temperature (Max)	105 °C [221 °F]

Operating Temperature Range	-55 - 105 °C[-67 - 221 °F]
-----------------------------	----------------------------

Industry Standards

UL Flammability Rating	UL 94V-0
------------------------	----------

Product Compliance

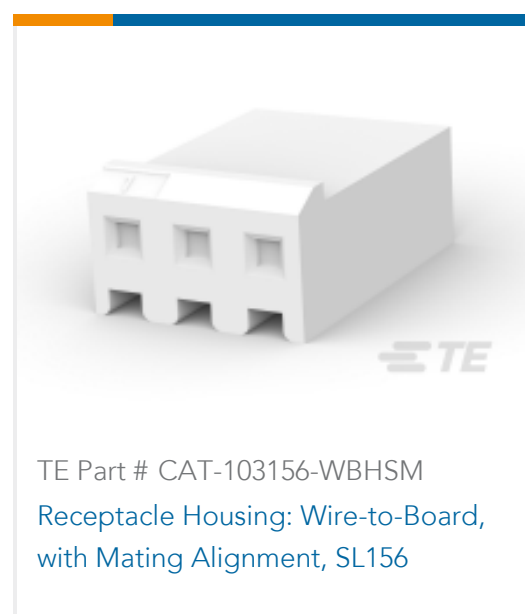
[For compliance documentation, visit the product page on TE.com>](#)

EU RoHS Directive 2011/65/EU	Compliant
EU ELV Directive 2000/53/EC	Compliant
China RoHS 2 Directive MIIT Order No 32, 2016	No Restricted Materials Above Threshold
EU REACH Regulation (EC) No. 1907/2006	Current ECHA Candidate List: JAN 2024 (240) Candidate List Declared Against: JAN 2024 (240) Does not contain REACH SVHC
Halogen Content	Not Low Halogen - contains Br or Cl > 900 ppm.
Solder Process Capability	Not applicable for solder process capability

Product Compliance Disclaimer

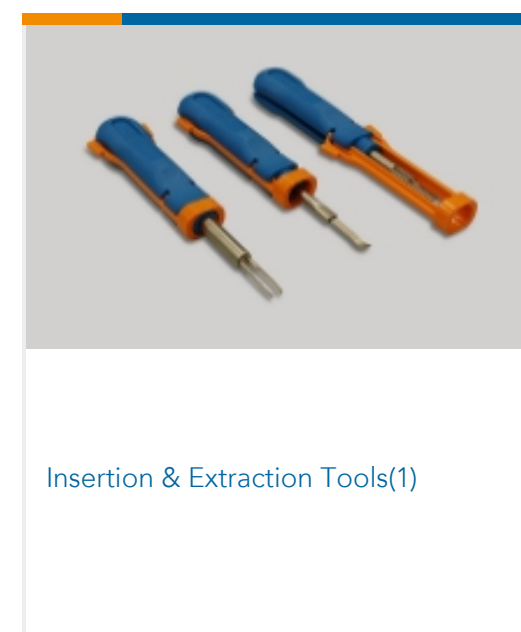

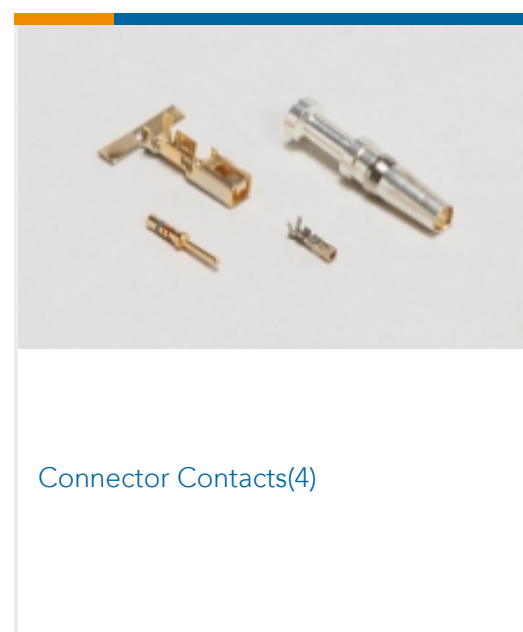

This information is provided based on reasonable inquiry of our suppliers and represents our current actual knowledge based on the information they provided. This information is subject to change. The part numbers that TE has identified as EU RoHS compliant have a maximum concentration of 0.1% by weight in homogenous materials for lead, hexavalent chromium, mercury, PBB, PBDE, DBP, BBP, DEHP, DIBP, and 0.01% for cadmium, or qualify for an exemption to these limits as defined in the Annexes of Directive 2011/65/EU (RoHS2). Finished electrical and electronic equipment products will be CE marked as required by Directive 2011/65/EU. Components may not be CE marked. Additionally, the part numbers that TE has identified as EU ELV compliant have a maximum concentration of 0.1% by weight in homogenous materials for lead, hexavalent chromium, and mercury, and 0.01% for cadmium, or qualify for an exemption to these limits as defined in the Annexes of Directive 2000/53/EC (ELV). Regarding the REACH Regulation, the information TE provides on SVHC in articles for this part number is based on the latest European Chemicals Agency (ECHA) 'Guidance on requirements for substances in articles' posted at this URL: <https://echa.europa.eu/guidance-documents/guidance-on-reach>

Compatible Parts





Also in the Series | **MTA 156**





PCB Headers & Receptacles(314)



Rectangular Power Connectors(691)



Standard Rectangular Connectors(336)

Customers Also Bought



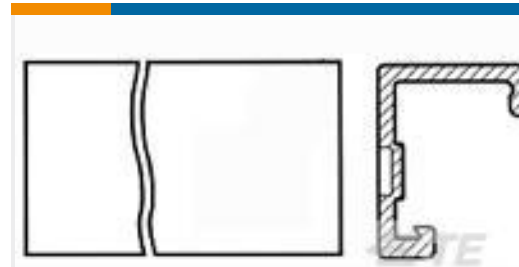
TE Part # 640642-6
06P MTA100 COVER F/T



TE Part # 3-640620-6
06P MTA100 CONN ASSY F/T RED



TE Part # 5650408-4
ASSEMBLY,RECEPTACLE,EURO,TYPE



TE Part # 640551-5
05P MTA156 COVER



TE Part # 770247-3
UMNL II SOK PTPPHBZ LP 12-10



TE Part # 3-640428-5
05P MTA156 CONN ASSY 22AWG RED



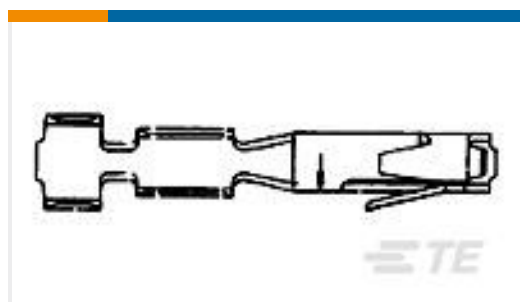
TE Part # 51864-9
TERMINAL,PIDG R IR 14 10



TE Part # 8-331350-0
BNC PLUG PTFE



TE Part # 9-331350-3
BNC PLUG PTFE



TE Part # 166722-1
TANDEM SPR.REC.F

Documents

Product Drawings

08P MTA156 COVER F/T

English

CAD Files

3D PDF

3D

Customer View Model

ENG_CVM_CVM_640643-8_N.2d_dxf.zip



English

Customer View Model

[ENG_CVM_CVM_640643-8_N.3d_igs.zip](#)

English

Customer View Model

[ENG_CVM_CVM_640643-8_N.3d_stp.zip](#)

English

Customer View Model

[ENG_CVM_640643-8_R.3d_igs.zip](#)

English

Customer View Model

[ENG_CVM_640643-8_R.3d_stp.zip](#)

English

Customer View Model

[ENG_CVM_640643-8_R.2d_dxf.zip](#)

English

3D PDF

English

By downloading the CAD file I accept and agree to the [Terms and Conditions](#) of use.

Product Specifications

Application Specification

Japanese

Application Specification

English

MTA 156 Ribbon Cable Connector Assemblies (English And Spanish)

English

MTA 156 Ribbon Cable Connector Assemblies (English And Spanish)

Japanese