




Connectors > PCB Connectors > Backplane Connectors > High Speed Backplane Connectors



Number of Positions: 48
Row-to-Row Spacing: 2.5 mm [.098 in]
Mating Alignment: With
Mating Alignment Type: Keyed
Number of Rows: 4

Features

Product Type Features

Backplane Module Type	Center
Signal Arrangement	Differential
Connector System	Board-to-Board
Connector & Contact Terminates To	Printed Circuit Board
PCB Connector Assembly Type	PCB Mount Receptacle
Shroud Style	Unshrouded

Configuration Features

Pairs per Column	4
Number of Ground Positions	30
Number of Power Positions	48
Number of Pairs	24
Number of Signal Positions	48
Backplane Architecture	Traditional Backplane
Number of Positions	48



Number of Rows	4
Number of Columns	6
PCB Mount Orientation	Right Angle

Electrical Characteristics

Impedance	92 Ω
Operating Voltage	80 VAC

Signal Characteristics

Differential Impedance	92 Ω
Number of Differential Pairs per Column	8
Data Rate	56 Gb/s

Body Features

Shield Material	Phosphor Bronze
Primary Product Color	Black

Contact Features

Contact Type	Receptacle
Contact Shape & Form	Dual Beam
PCB Contact Termination Area Plating Material	Tin
Contact Base Material	Phosphor Bronze
Contact Current Rating (Max)	.4 A

Termination Features

Termination Method to Printed Circuit Board	Through Hole - Press-Fit
---	--------------------------

Mechanical Attachment

Guide Hardware	Without
Mating Retention	Without
PCB Mount Retention	With
PCB Mount Retention Type	Action/Compliant Tail
Mating Alignment	With
Mating Alignment Type	Keyed

Housing Features

Number of Shrouded Sides	0
Housing Material	LCP (Liquid Crystal Polymer)
Centerline (Pitch)	3.9 mm[.154 in]



Dimensions

Row-to-Row Spacing	2.5 mm[.098 in]
--------------------	-----------------

Usage Conditions

Operating Temperature Range	-55 - 105 °C[-67 - 221 °F]
-----------------------------	----------------------------

Operation/Application

Durability Rating	200 Cycles
Circuit Application	Signal

Industry Standards

Compatible With Agency/Standards Products	UL
Compatible With Approved Standards Products	UL E28476
UL Flammability Rating	UL 94V-0

Packaging Features

Packaging Method	Tube
------------------	------

Product Compliance

For compliance documentation, visit the product page on TE.com>

EU RoHS Directive 2011/65/EU	Compliant
EU ELV Directive 2000/53/EC	Compliant
China RoHS 2 Directive MIIT Order No 32, 2016	No Restricted Materials Above Threshold
EU REACH Regulation (EC) No. 1907/2006	Current ECHA Candidate List: JAN 2024 (240) Candidate List Declared Against: JAN 2024 (240) Does not contain REACH SVHC
Halogen Content	Low Halogen - Br, Cl, F, I < 900 ppm per homogenous material. Also BFR/CFR/PVC Free
Solder Process Capability	Not applicable for solder process capability

Product Compliance Disclaimer

This information is provided based on reasonable inquiry of our suppliers and represents our current actual knowledge based on the information they provided. This information is subject to change. The part numbers that TE has identified as EU RoHS compliant have a maximum concentration of 0.1% by weight in homogenous materials for lead, hexavalent chromium, mercury, PBB, PBDE, DBP, BBP, DEHP, DIBP, and 0.01% for cadmium, or qualify for an exemption to these limits as defined in the Annexes of Directive 2011/65/EU (RoHS2). Finished electrical and electronic equipment products will be CE marked as required by Directive 2011/65/EU. Components may not be CE marked. Additionally, the part numbers that TE has identified as EU ELV compliant have a maximum concentration of 0.1% by weight in homogenous materials for lead, hexavalent chromium, and mercury, and 0.01% for cadmium, or qualify for an exemption to these limits as defined in the Annexes of Directive 2000/53/EC (ELV). Regarding the REACH Regulations, TE's information on SVHC in articles for this part number is still based on the European Chemical Agency (ECHA) 'Guidance on requirements for




substances in articles'(Version: 2, April 2011), applying the 0.1% weight on weight concentration threshold at the finished product level. TE is aware of the European Court of Justice ruling of September 10th, 2015 also known as O5A (Once An Article Always An Article) stating that, in case of 'complex object', the threshold for a SVHC must be applied to both the product as a whole and simultaneously to each of the articles forming part of its composition. TE has evaluated this ruling based on the new ECHA "Guidance on requirements for substances in articles" (June 2017, version 4.0) and will be updating its statements accordingly.

Compatible Parts




TE Part # 2187726-1
SW PIR HDR BP, 92OHM, 4X6 OEW

Also in the Series | STRADA Whisper 3.9mm



High Speed Backplane Cable Assemblies(16)



High Speed Backplane Connectors(41)

Customers Also Bought



TE Part # CB7766-000
RW-200-1-0-SP



TE Part # 2821906-7
OSFP - OSFP, 2 METER, 30AWG

Documents

Product Drawings
RA REC ASSY 4X6, 92OHM PIR WHISPER R
English

CAD Files
3D PDF
3D
Customer View Model



[ENG_CVM_CVM_2356429-1_1.2d_dxf.zip](#)

English

Customer View Model

[ENG_CVM_CVM_2356429-1_1.3d_igs.zip](#)

English

Customer View Model

[ENG_CVM_CVM_2356429-1_1.3d_stp.zip](#)

English

By downloading the CAD file I accept and agree to the [Terms and Conditions](#) of use.

Datasheets & Catalog Pages

[STRADA Whisper R Product Flyer](#)

English

[STRADA Whisper R Product Flyer \(Chinese\)](#)

Product Specifications

[Application Specification](#)

English