

63849-1 ✓ ACTIVE

FASTON | FASTON 250

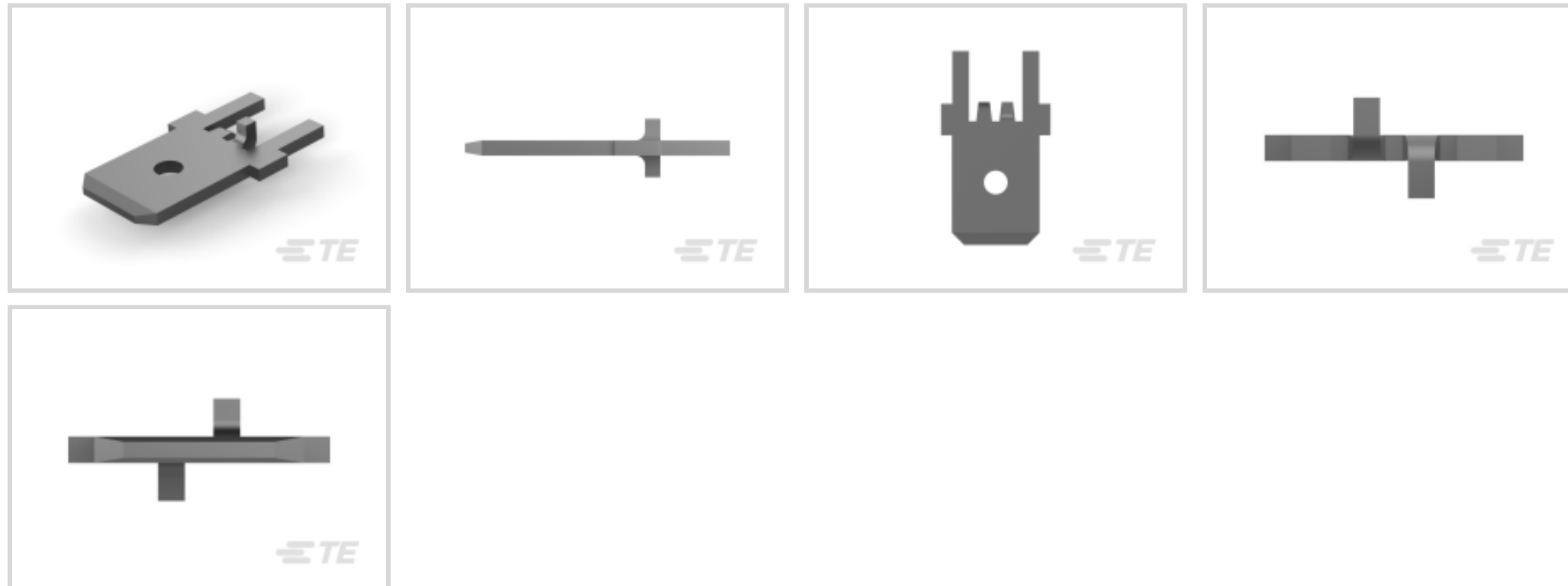
TE Internal #: 63849-1

PCB Terminals, Tab, Mating Tab Width .25 in [6.35 mm], PCB Hole Diameter 1.4 mm [.055 in], Through Hole - Solder, Tin Plating, FASTON 250

[View on TE.com >](#)



Terminals & Splices > PCB Terminals



PCB Terminal Type: **Tab**

PCB Thickness (Recommended): 1.57 - 2.36 mm [.062 - .093 in]

Mating Tab Width: 6.35 mm [.25 in]

Mating Tab Thickness: .81 mm [.032 in]

PCB Hole Diameter: 1.4 mm [.055 in]

## Features

### Contact Features

PCB Contact Termination Area Plating Material Thickness	3.81 $\mu$ m[150 $\mu$ in]
Contact Underplating Material Thickness	2.54 $\mu$ m[100 $\mu$ in]
Contact Mating Area Plating Material Thickness	3.81 $\mu$ m[150 $\mu$ in]
PCB Terminal Type	Tab
Mating Tab Width	6.35 mm[.25 in]
Mating Tab Thickness	.81 mm[.032 in]
Terminal Plating Material	Tin
Contact Underplating Material	Copper or Nickel
Terminal Size	6.35
Terminal Orientation	Straight

### Termination Features

Termination Method to Printed Circuit Board	Through Hole - Solder
Product Terminates To	Printed Circuit Board

### Mechanical Attachment



Wire Insulation Support	With
-------------------------	------

### Dimensions

Extension Below Board	3.81 mm[.15 in]
-----------------------	-----------------

Terminal Material Thickness	.81 mm[.032 in]
-----------------------------	-----------------

PCB Thickness (Recommended)	1.57 - 2.36 mm[.062 - .093 in]
-----------------------------	--------------------------------

PCB Hole Diameter	1.4 mm[.055 in]
-------------------	-----------------

Profile Height from PCB	10.21 mm[.402 in]
-------------------------	-------------------

### Usage Conditions

Insulation Option	Uninsulated
-------------------	-------------

Operating Temperature Range	-30 - 110 °C[-22 - 230 °F]
-----------------------------	----------------------------

### Packaging Features

Packaging Quantity	2000
--------------------	------

Packaging Method	Bag
------------------	-----

### Product Compliance

[For compliance documentation, visit the product page on TE.com>](#)

EU RoHS Directive 2011/65/EU	Compliant
------------------------------	-----------

EU ELV Directive 2000/53/EC	Compliant
-----------------------------	-----------

China RoHS 2 Directive MIIT Order No 32, 2016	No Restricted Materials Above Threshold
-----------------------------------------------	-----------------------------------------

EU REACH Regulation (EC) No. 1907/2006	Current ECHA Candidate List: JAN 2024 (240) Candidate List Declared Against: JAN 2024 (240) Does not contain REACH SVHC
----------------------------------------	-------------------------------------------------------------------------------------------------------------------------------

Halogen Content	Low Halogen - Br, Cl, F, I < 900 ppm per homogenous material. Also BFR/CFR/PVC Free
-----------------	-------------------------------------------------------------------------------------









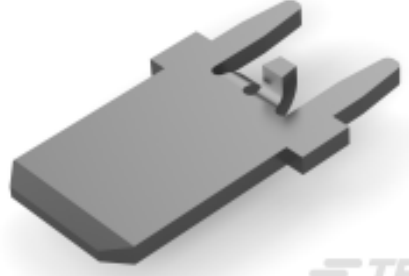






Solder Process Capability	Wave solder capable to 265°C
---------------------------	------------------------------

#### Product Compliance Disclaimer

This information is provided based on reasonable inquiry of our suppliers and represents our current actual knowledge based on the information they provided. This information is subject to change. The part numbers that TE has identified as EU RoHS compliant have a maximum concentration of 0.1% by weight in homogenous materials for lead, hexavalent chromium, mercury, PBB, PBDE, DBP, BBP, DEHP, DIBP, and 0.01% for cadmium, or qualify for an exemption to these limits as defined in the Annexes of Directive 2011/65/EU (RoHS2). Finished electrical and electronic equipment products will be CE marked as required by Directive 2011/65/EU. Components may not be CE marked. Additionally, the part numbers that TE has identified as EU ELV compliant have a maximum concentration of 0.1% by weight in homogenous materials for lead, hexavalent chromium, and mercury, and 0.01% for cadmium, or qualify for an exemption to these limits as defined in the Annexes of Directive 2000/53/EC (ELV). Regarding the REACH Regulation, the information TE provides on SVHC in articles for this part number is based on the latest European Chemicals Agency (ECHA) 'Guidance on

requirements for substances in articles' posted at this URL: <https://echa.europa.eu/guidance-documents/guidance-on-reach>

## Compatible Parts

 <p>TE Part # 63067-1 250 FASTON TAB TPBR</p>	 <p>TE Part # 735427-2 110 FASTON TAB TPBR</p>	 <p>TE Part # 1217169-1 250 FASTON,PCB TAB,TCBR</p>	 <p>TE Part # 62409-1 250 FASTON TAB TPBR</p>
 <p>TE Part # 1217057-1 187 FASTON,PCB TAB,TPBR</p>	 <p>TE Part # 1217167-1 250 FASTON,PCB TAB,TCBR</p>	 <p>TE Part # 1217056-1 250 FASTON,PCB TAB,TPBR</p>	 <p>TE Part # 1217756-1 187 FASTON,TAB,TNBR</p>
 <p>TE Part # 1742188-1 250 FASTON,PCB TAB,TCBR</p>	 <p>TE Part # 63900-1 250 FASTON TAB TPBR</p>	 <p>TE Part # 1742686-1 250 FASTON,PCB TAB,TCBR</p>	 <p>TE Part # 1217754-1 250 FASTON,FLAG,PCB TAB,TNBR</p>
 <p>TE Part # 62262-1 250 FASTON TAB TPBR</p>	 <p>TE Part # 1217421-1 250 FASTON,PCB TAB,TNBR</p>	 <p>TE Part # 63849-4 250 FASTON TAB SPBR</p>	

Also in the Series | **FASTON 250**



Compression Connectors(4)



Crimp Terminal Housings(133)




Insertion &amp; Extraction Tools(6)



Magnet Wire Terminals(1)



PCB Terminals(134)

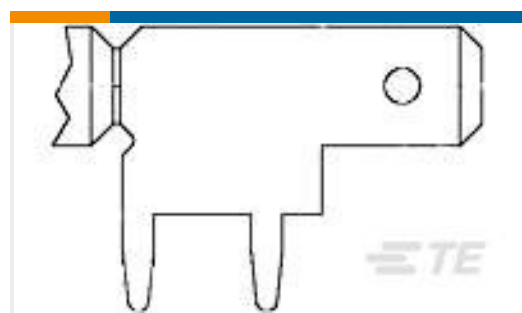


Quick Disconnects(441)



Splices(4)

## Customers Also Bought

TE Part # 1217756-1  
187 FASTON,TAB,TNBRTE Part # 4-1123723-5  
3.96 EP HDR ASSY 5P(RED)TE Part # 1-2176480-8  
RA73F 1J 825R 0.1% 5K RLTE Part # 1-2478656-0  
DYNAMIC 1100D HDR ASSY V 20PX  
BLACK TINTE Part # 1-63849-4  
250 FASTON,PCB TAB, SPBRTE Part # 1-2461807-5  
5P, RAST 5 Tab Header, THV, DIN, AgTE Part # 9-2461804-4  
4P, RAST 5 Tab Header, THV, DIN, Ag

## Documents

### Product Drawings

[250 FASTON TAB TPBR](#)

English

### CAD Files

[3D PDF](#)

[3D](#)

[Customer View Model](#)

[ENG\\_CVM\\_CVM\\_63849-1\\_K\\_c-63849-1-k.2d\\_dxf.zip](#)



English

**Customer View Model**

[ENG\\_CVM\\_CVM\\_63849-1\\_K\\_c-63849-1-k.3d\\_igs.zip](#)

English

**Customer View Model**

[ENG\\_CVM\\_CVM\\_63849-1\\_K\\_c-63849-1-k.3d\\_stp.zip](#)

English

By downloading the CAD file I accept and agree to the [Terms and Conditions](#) of use.

---

### Datasheets & Catalog Pages

[FASTON PCB Tabs and Receptacles](#)

English

[PRINTED CIRCUIT BOARD TERMINALS AND DISCONNECTS](#)

English

---

### Product Specifications

[Application Specification](#)

English

---

### Agency Approvals

[CSA Certificate](#)

English

[CSA Certificate](#)

English