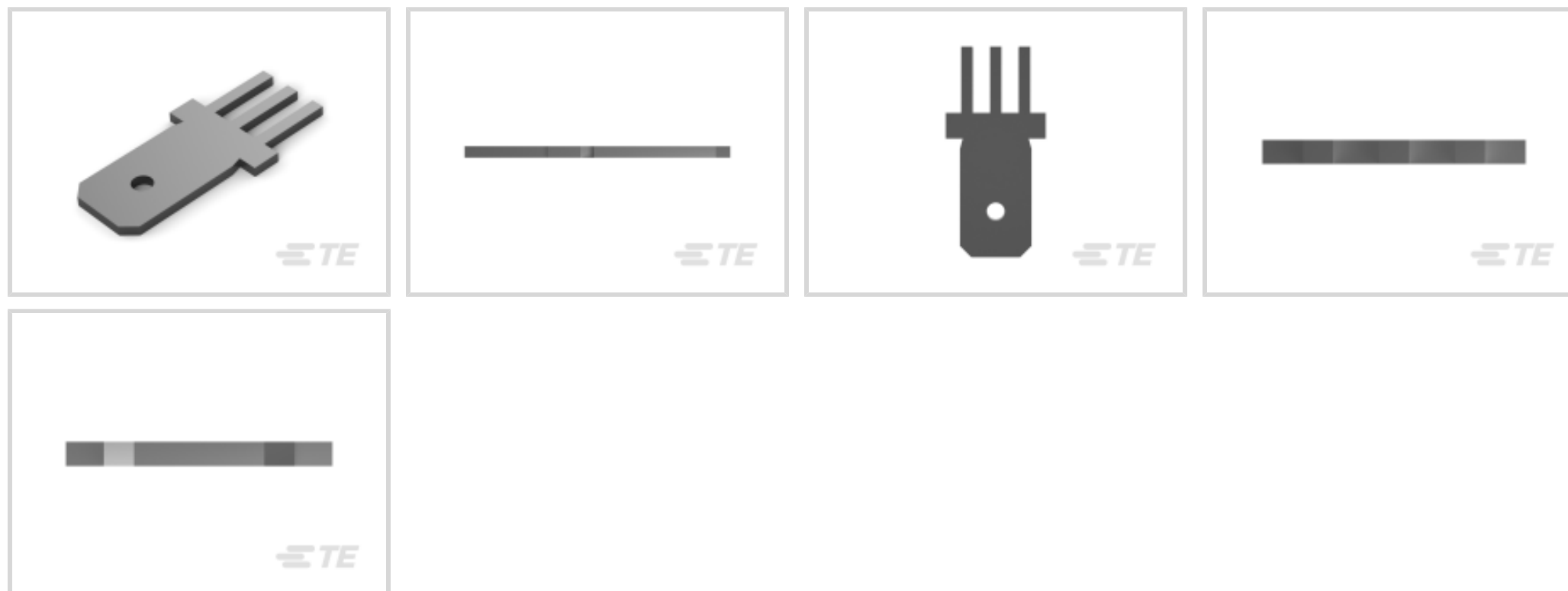




Terminals & Splices > PCB Terminals



PCB Terminal Type: **Tab**

PCB Thickness (Recommended): 1.57 mm [.062 in]

Mating Tab Width: 6.35 mm [.25 in]

Mating Tab Thickness: .81 mm [.032 in]

Profile Height from PCB: 13 mm [.518 in]

## Features

### Product Type Features

Insertion Force	Normal
-----------------	--------

### Contact Features

PCB Contact Termination Area Plating Material Thickness	2.54 μm[100 μin]
Contact Mating Area Plating Material Thickness	2.54 μm[100 μin]
PCB Terminal Type	Tab
Mating Tab Width	6.35 mm[.25 in]
Mating Tab Thickness	.81 mm[.032 in]
Terminal Plating Material	Unplated
Terminal Size	6.35
Terminal Orientation	Straight

### Termination Features

Termination Method to Printed Circuit Board	Through Hole - Press-Fit
Product Terminates To	Printed Circuit Board

### Mechanical Attachment



Wire Insulation Support	Without
-------------------------	---------

### Dimensions

Extension Below Board	5.5 mm[.216 in]
Terminal Material Thickness	.81 mm[.032 in]
PCB Thickness (Recommended)	1.57 mm[.062 in]
Profile Height from PCB	13 mm[.518 in]

### Usage Conditions

Insulation Option	Uninsulated
Operating Temperature Range	-30 – 110 °C[-22 – 230 °F]

### Packaging Features

Packaging Method	Box
------------------	-----

### Product Compliance

[For compliance documentation, visit the product page on TE.com>](#)

EU RoHS Directive 2011/65/EU	Compliant
EU ELV Directive 2000/53/EC	Compliant
China RoHS 2 Directive MIIT Order No 32, 2016	No Restricted Materials Above Threshold
EU REACH Regulation (EC) No. 1907/2006	Current ECHA Candidate List: JAN 2024 (240) Candidate List Declared Against: JAN 2024 (240) Does not contain REACH SVHC
Halogen Content	Low Halogen - Br, Cl, F, I < 900 ppm per homogenous material. Also BFR/CFR/PVC Free
Solder Process Capability	Not applicable for solder process capability

#### Product Compliance Disclaimer

This information is provided based on reasonable inquiry of our suppliers and represents our current actual knowledge based on the information they provided. This information is subject to change. The part numbers that TE has identified as EU RoHS compliant have a maximum concentration of 0.1% by weight in homogenous materials for lead, hexavalent chromium, mercury, PBB, PBDE, DBP, BBP, DEHP, DIBP, and 0.01% for cadmium, or qualify for an exemption to these limits as defined in the Annexes of Directive 2011/65/EU (RoHS2). Finished electrical and electronic equipment products will be CE marked as required by Directive 2011/65/EU. Components may not be CE marked. Additionally, the part numbers that TE has identified as EU ELV compliant have a maximum concentration of 0.1% by weight in homogenous materials for lead, hexavalent chromium, and mercury, and 0.01% for cadmium, or qualify for an exemption to these limits as defined in the Annexes of Directive 2000/53/EC (ELV). Regarding the REACH Regulation, the information TE provides on SVHC in articles for this part number is based on the latest European Chemicals Agency (ECHA) 'Guidance on requirements for substances in articles' posted at this URL: <https://echa.europa.eu/guidance-documents/guidance-on-reach>

## Compatible Parts



TE Part # 725964-2  
250 FASTON TAB TPBR



TE Part # 140814-1  
250 FASTON,TAB,BR



TE Part # 63038-2  
250 FASTON TAB BR



TE Part # 141878-2  
250 FASTON,TAB,TPBR



TE Part # 216905-1  
POSITIVE LOCK POWER RECEPTACLE TPPHRZ



TE Part # 60447-1  
250 FASTON TAB BR



TE Part # 216926-1  
POSITIVE LOCK 250 TAB PHBRZ



TE Part # 142241-1  
250 FASTON,TAB,BR



TE Part # 141878-1  
250 FASTON,TAB,BR




TE Part # 726386-1  
250 FASTON TAB BR




TE Part # 60447-2  
250 FASTON TAB CRST


## Also in the Series | FASTON 250



Compression Connectors(4)




Crimp Terminal Housings(140)




Insertion & Extraction Tools(6)



Magnet Wire Terminals(1)



PCB Terminals(135)



Quick Disconnects(442)



Splices(4)

## Customers Also Bought



## Documents

### Product Drawings

250 FASTON,TAB,PCB,TPPB

German

### CAD Files

3D PDF

3D

Customer View Model

[ENG\\_CVM\\_CVM\\_216843-1\\_B.2d\\_dxf.zip](#)

English

Customer View Model

[ENG\\_CVM\\_CVM\\_216843-1\\_B.3d\\_igs.zip](#)

English

Customer View Model

[ENG\\_CVM\\_CVM\\_216843-1\\_B.3d\\_stp.zip](#)

English

By downloading the CAD file I accept and agree to the [Terms and Conditions](#) of use.

### Datasheets & Catalog Pages

[POWER\\_CONNECTORS\\_CATALOG\\_SEC02\\_CABLE\\_MOUNTED](#)

English

[PRINTED CIRCUIT BOARD TERMINALS AND DISCONNECTS](#)

English