



## Main

Range	VigiPacT
Device short name	RH10P
Product or Component Type	Residual current protection relay
Relay application	Protection relay
Mounting Support	Front panel
Earth-leakage protection class	Type A
Type of setting	None
Residual earth-leakage sensitivity adjustment type	Fixed
Earth-leakage sensitivity	0.03 A
Earth-leakage time delay	Instantaneous
Current sensors compatibility	VigiPacT TOA earth leakage current sensor[RETURN]VigiPacT A earth leakage current sensor[RETURN]VigiPacT L earth leakage current sensor
[the] conventional enclosed thermal current	8 A
Minimum load	10 mA 12 V
[Us] rated supply voltage	220...240 V AC 50/60 Hz 55...110 %
Power consumption in VA	4 VA
Monitored distribution system	1000 V - AC 50/60 Hz maximum) 1000 V - AC 400 Hz maximum)
Earthing system	TN-S TT IT
[Uimp] rated impulse withstand voltage	8 kV
Reset	Manual reset

The information provided in this documentation contains general descriptions and/or technical characteristics of the performance of the products contained herein. This documentation is not intended as a substitute for and is not to be used for determining suitability or reliability of these products for specific user applications. It is the duty of any such user or integrator to perform the appropriate and complete risk analysis, evaluation and testing of the products with respect to the relevant specific application or use thereof. Neither Schneider Electric Industries SAS nor any of its affiliates or subsidiaries shall be responsible or liable for misuse of the information contained herein.

## Complementary

Test function	Remote test Local
Monitoring	Electronics continuous) Power supply continuous) Relay/sensor link continuous)
Type of measurement	Earth fault current internal measurement 80...100 %
Tamperproof of settings	Protected by sealable cover
Connections - terminals	Auxiliary power supply terminal block 0.00...0.00 in <sup>2</sup> (0.2...2.5 mm <sup>2</sup> ) flexible AWG 24...AWG 12 Auxiliary power supply terminal block 0.00...0.00 in <sup>2</sup> (0.2...2.5 mm <sup>2</sup> ) rigid AWG 24...AWG 12 Auxiliary power supply terminal block 0.00...0.00 in <sup>2</sup> (0.25...2.5 mm <sup>2</sup> ) flexible AWG 24...AWG 12 Fault terminal block 0.00...0.00 in <sup>2</sup> (0.2...2.5 mm <sup>2</sup> ) flexible AWG 24...AWG 12 Fault terminal block 0.00...0.00 in <sup>2</sup> (0.2...2.5 mm <sup>2</sup> ) rigid AWG 24...AWG 12 Fault terminal block 0.00...0.00 in <sup>2</sup> (0.25...2.5 mm <sup>2</sup> ) flexible AWG 24...AWG 12 Relay test and fault reset terminal block 0.00...0.00 in <sup>2</sup> (0.2...2.5 mm <sup>2</sup> ) flexible AWG 24...AWG 12 Relay test and fault reset terminal block 0.00...0.00 in <sup>2</sup> (0.2...2.5 mm <sup>2</sup> ) rigid AWG 24...AWG 12 Relay test and fault reset terminal block 0.00...0.00 in <sup>2</sup> (0.25...2.5 mm <sup>2</sup> ) flexible AWG 24...AWG 12 Sensor terminal block 0.00...0.00 in <sup>2</sup> (0.2...2.5 mm <sup>2</sup> ) flexible AWG 24...AWG 12 Sensor terminal block 0.00...0.00 in <sup>2</sup> (0.2...2.5 mm <sup>2</sup> ) rigid AWG 24...AWG 12 Sensor terminal block 0.00...0.00 in <sup>2</sup> (0.25...2.5 mm <sup>2</sup> ) flexible AWG 24...AWG 12 Voltage presence terminal block 0.00...0.00 in <sup>2</sup> (0.2...2.5 mm <sup>2</sup> ) flexible AWG 24...AWG 12 Voltage presence terminal block 0.00...0.00 in <sup>2</sup> (0.2...2.5 mm <sup>2</sup> ) rigid AWG 24...AWG 12 Voltage presence terminal block 0.00...0.00 in <sup>2</sup> (0.25...2.5 mm <sup>2</sup> ) flexible AWG 24...AWG 12
Wire stripping length	Auxiliary power supply: 0.28 in (7 mm) Fault: 0.28 in (7 mm) Relay test and fault reset: 0.28 in (7 mm) Sensor: 0.28 in (7 mm) Voltage presence: 0.28 in (7 mm)
Tightening torque	Auxiliary power supply: 5.31 lbf.in (0.6 N.m) Fault: 5.31 lbf.in (0.6 N.m) Relay test and fault reset: 5.31 lbf.in (0.6 N.m) Sensor: 5.31 lbf.in (0.6 N.m) Voltage presence: 5.31 lbf.in (0.6 N.m)
Standards	EN/IEC 60947-2 Annex M EN/IEC 60755 UL 1053 CAN/CSA C22.2 No. 144
Width	2.83 in (72 mm)
Height	2.83 in (72 mm)
Depth	3.07 in (78 mm)
Cut-out dimensions	68 x 68 mm
Net Weight	0.66 lb(US) (0.3 kg)
IP degree of protection	IP40 on front face: conforming to EN/IEC 60529 IP30 on side parts: conforming to EN/IEC 60529 IP20 on connection terminals: conforming to EN/IEC 60529
IK degree of protection	IK07 conforming to EN 50102
Mechanical robustness	Fire resistance IEC 60695-2-1 IK protection 2 joules IK07 EN 50102 Vibrations 13.2...100 Hz 0.7 g Vibrations 2...13.2 Hz +/- 1 mm

## Environment

Overvoltage category	IV
Electrical shock protection class	Class II
Electromagnetic compatibility	Conducted and radiated emissionsB CISPR 11 Conducted radio-frequency immunity test3 IEC 61000-4-6 Electrostatic discharge immunity test4 IEC 61000-4-2 High-energy conducted susceptibility4 IEC 61000-4-5 Low-energy conducted susceptibility4 IEC 61000-4-4 Radiated susceptibility3 IEC 61000-4-3
Relative humidity	95 % 131 °F (55 °C)
Pollution degree	3 IEC 60664-1
Ambient air temperature for operation	-31...158 °F (-35...70 °C)
Ambient Air Temperature for Storage	-67...185 °F (-55...85 °C)






## Ordering and shipping details

Category	US10DE201101
Discount Schedule	0DE2
GTIN	3303430562306
Returnability	No
Country of origin	FR

## Packing Units

Unit Type of Package 1	PCE
Number of Units in Package 1	1
Package 1 Height	2.83 in (7.2 cm)
Package 1 Width	3.07 in (7.8 cm)
Package 1 Length	2.83 in (7.2 cm)
Package 1 Weight	11.46 oz (325 g)

## Offer Sustainability

Sustainable offer status	Green Premium product
California proposition 65	WARNING: Cancer and Reproductive Harm - www.P65Warnings.ca.gov
REACH Regulation	 <a href="#">REACH Declaration</a>
EU RoHS Directive	Compliant with Exemptions
Mercury free	Yes
China RoHS Regulation	 <a href="#">China RoHS Declaration</a>
RoHS exemption information	 <a href="#">Yes</a>
Environmental Disclosure	 <a href="#">Product Environmental Profile</a>
Circularity Profile	 <a href="#">End Of Life Information</a>
WEEE	The product must be disposed on European Union markets following specific waste collection and never end up in rubbish bins.

## Contractual warranty

Warranty	18 months
----------	-----------