



Relays & Contactors > Relays > Power Relays



Relay Type: **Standard**

Coil Magnetic System: **Monostable**

Coil Power Rating DC: **250 mW**

Coil Resistance: **1440 Ω**

Coil Special Features: **Sensitive Version, UL Coil Insulation Class F**

Features

Product Type Features

Relay Type	Standard
------------	----------

Configuration Features

Insulation Special Features	Tracking Index of Relay Base PTI250
Coil Special Features	Sensitive Version, UL Coil Insulation Class F
Contact Arrangement	1 Form C (CO)
Contact Number of Poles	1

Electrical Characteristics

Insulation Initial Dielectric Between Open Contacts	1000 Vrms
Contact Limiting Making Current	15 A
Contact Limiting Continuous Current	10 A
Insulation Initial Dielectric Between Contacts & Coil	5000 Vrms
Contact Limiting Breaking Current	10 A
Coil Power Rating DC	250 mW
Coil Resistance	1440 Ω
Coil Voltage Rating	24 VDC
Contact Current Rating	10 A
Contact Switching Voltage (Max)	400 VAC
Contact Voltage Rating	250 VAC

Body Features



Product Weight	14 g[.494 oz]
Contact Features	
Contact Material	AgNi90/10
Termination Features	
Relay Connection Type	PCB Termination
Terminal Configuration	Solder Pins
Mechanical Attachment	
Product Mount Type	Printed Circuit Board
Dimensions	
Insulation Clearance Between Contact & Coil	10 mm[.394 in]
Insulation Creepage Between Contact & Coil	10 mm[.394 in]
Product Width	12.7 mm[.5 in]
Product Length	29 mm[1.14 in]
Product Height	15.7 mm[.618 in]
Usage Conditions	
Environmental Ambient Temperature (Max)	85 °C[185 °F]
Operation/Application	
Actuating System	DC
Solder Process	Wave Solder
Coil Magnetic System	Monostable
Packaging Features	
Packaging Method	Carton, Tube
Other	
Length Class (Mechanical)	25 - 30 mm
Insulation Initial Dielectric Between Coil & Contact Class	4000 - 5000 V
Insulation Creepage Class	8 mm
Insulation Clearance Class	8 mm
Height Class (Mechanical)	15 - 16 mm
Coil Power Rating Class	200 - 300 mW
Width Class (Mechanical)	12 - 16 mm
Contact Current Class	10 - 20 A, 5 - 10 A



Product Compliance

For compliance documentation, visit the product page on TE.com>

EU RoHS Directive 2011/65/EU	Compliant
EU ELV Directive 2000/53/EC	Compliant
China RoHS 2 Directive MIIT Order No 32, 2016	No Restricted Materials Above Threshold
EU REACH Regulation (EC) No. 1907/2006	Current ECHA Candidate List: JAN 2024 (240) Candidate List Declared Against: JAN 2024 (240) Does not contain REACH SVHC
Halogen Content	Not Low Halogen - contains Br or Cl > 900 ppm.
Solder Process Capability	Wave solder capable to 260°C


Product Compliance Disclaimer

This information is provided based on reasonable inquiry of our suppliers and represents our current actual knowledge based on the information they provided. This information is subject to change. The part numbers that TE has identified as EU RoHS compliant have a maximum concentration of 0.1% by weight in homogenous materials for lead, hexavalent chromium, mercury, PBB, PBDE, DBP, BBP, DEHP, DIBP, and 0.01% for cadmium, or qualify for an exemption to these limits as defined in the Annexes of Directive 2011/65/EU (RoHS2). Finished electrical and electronic equipment products will be CE marked as required by Directive 2011/65/EU. Components may not be CE marked. Additionally, the part numbers that TE has identified as EU ELV compliant have a maximum concentration of 0.1% by weight in homogenous materials for lead, hexavalent chromium, and mercury, and 0.01% for cadmium, or qualify for an exemption to these limits as defined in the Annexes of Directive 2000/53/EC (ELV). Regarding the REACH Regulation, the information TE provides on SVHC in articles for this part number is based on the latest European Chemicals Agency (ECHA) 'Guidance on requirements for substances in articles' posted at this URL: <https://echa.europa.eu/guidance-documents/guidance-on-reach>


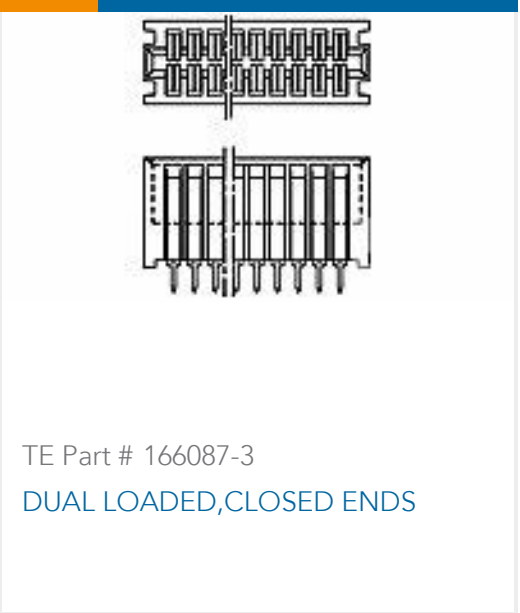
Compatible Parts



Also in the Series | SCHRACK Power PCB Relay RT1



Customers Also Bought



Documents

- CAD Files

Customer View Model

ENG_CVM_CVM_4-1393238-6_D.3d_igs.zip

English
- Customer View Model

ENG_CVM_CVM_4-1393238-6_D.3d_stp.zip

English
- Customer View Model

ENG_CVM_CVM_4-1393238-6_D.2d_dxf.zip



English

3D PDF

3D

By downloading the CAD file I accept and agree to the [Terms and Conditions](#) of use.

Datasheets & Catalog Pages

Power PCB Relay RT1 sensitive

English

Product Specifications

Definitions General Purpose Relays

English

Agency Approvals

VDE Certificate

English