

4-1393238-4 ✓ ACTIVE

SCHRACK | SCHRACK Power PCB Relay RT1

TE Internal #: 4-1393238-4

Power Relays, Standard, Monostable, DC, 250 mW Coil Power

Rating DC, 360 Ω Coil Resistance, SCHRACK Power PCB Relay RT1

[View on TE.com >](#)



Relays & Contactors > Relays > Power Relays



Power Relay Type: **Standard**

Coil Magnetic System: **Monostable, DC**

Coil Power Rating DC: **250 mW**

Coil Resistance: **360 Ω**

Coil Special Features: **Sensitive Version, UL Coil Insulation Class F**

Features

Product Type Features

Power Relay Type	Standard
Relay Connection Type	PCB Solder Pins

Electrical Characteristics

Insulation Initial Dielectric Between Coil & Contact Class	4000 – 5000 V
Insulation Initial Dielectric Between Open Contacts	1000 Vrms
Contact Limiting Making Current	15 A
Contact Limiting Continuous Current	10 A
Insulation Creepage Class	8 mm
Coil Power Rating Class	200 – 300 mW
Insulation Initial Dielectric Between Contacts & Coil	5000 Vrms
Insulation Creepage Between Contact & Coil	10 mm [.394 in]
Contact Limiting Breaking Current	10 A
Coil Magnetic System	Monostable, DC
Coil Power Rating DC	250 mW
Coil Resistance	360 Ω

Coil Special Features	Sensitive Version, UL Coil Insulation Class F
Coil Voltage Rating	12 VDC
Contact Switching Voltage (Max)	400 VAC
Contact Voltage Rating	250 VAC

Body Features

Insulation Special Features	Tracking Index of Relay Base PTI250
Product Weight	14 g[.494 oz]

Contact Features

Contact Arrangement	1 Form C (CO)
Contact Current Class	10 – 20 A, 5 – 10 A
Contact Current Rating (Max)	10 A
Contact Material	AgNi90/10
Contact Number of Poles	1

Mechanical Attachment

Product Mount Type	Printed Circuit Board
--------------------	-----------------------

Dimensions

Length Class (Mechanical)	25 – 30 mm
Insulation Clearance Class	8 mm
Height Class (Mechanical)	15 – 16 mm
Insulation Clearance Between Contact & Coil	10 mm[.394 in]
Width Class (Mechanical)	12 – 16 mm
Product Width	12.7 mm[.5 in]
Product Length	29 mm[1.14 in]
Product Height	15.7 mm[.618 in]

Usage Conditions

Environmental Ambient Temperature (Max)	85 °C[185 °F]
---	---------------

Packaging Features

Packaging Method	Carton, Tube
------------------	--------------

Other

Solder Process	Wave Solder
----------------	-------------

Product Compliance

For compliance documentation, visit the product page on [TE.com](https://www.te.com)>

EU RoHS Directive 2011/65/EU	Compliant
EU ELV Directive 2000/53/EC	Compliant
China RoHS 2 Directive MIIT Order No 32, 2016	No Restricted Materials Above Threshold
EU REACH Regulation (EC) No. 1907/2006	Current ECHA Candidate List: JAN 2024 (240) Candidate List Declared Against: JAN 2024 (240) Does not contain REACH SVHC
Halogen Content	Not Low Halogen - contains Br or Cl > 900 ppm.
Solder Process Capability	Wave solder capable to 260°C


Product Compliance Disclaimer

This information is provided based on reasonable inquiry of our suppliers and represents our current actual knowledge based on the information they provided. This information is subject to change. The part numbers that TE has identified as EU RoHS compliant have a maximum concentration of 0.1% by weight in homogenous materials for lead, hexavalent chromium, mercury, PBB, PBDE, DBP, BBP, DEHP, DIBP, and 0.01% for cadmium, or qualify for an exemption to these limits as defined in the Annexes of Directive 2011/65/EU (RoHS2). Finished electrical and electronic equipment products will be CE marked as required by Directive 2011/65/EU. Components may not be CE marked. Additionally, the part numbers that TE has identified as EU ELV compliant have a maximum concentration of 0.1% by weight in homogenous materials for lead, hexavalent chromium, and mercury, and 0.01% for cadmium, or qualify for an exemption to these limits as defined in the Annexes of Directive 2000/53/EC (ELV). Regarding the REACH Regulation, the information TE provides on SVHC in articles for this part number is based on the latest European Chemicals Agency (ECHA) 'Guidance on requirements for substances in articles' posted at this URL: <https://echa.europa.eu/guidance-documents/guidance-on-reach>

Compatible Parts

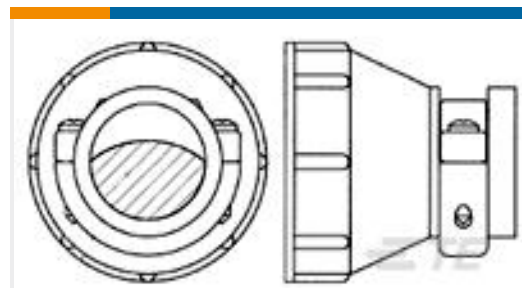





Also in the Series | [SCHRACK Power PCB Relay RT1](#)



Power Relays(190)

Customers Also Bought

TE Part #213902-3
CPC CABLE CLAMP KIT,LRG,SZ 17TE Part #2-1437565-7
FSM2JSMA=SMT,TACTILE,PB SWITCHTE Part #5536507-3
2MM FB,ASY,096,SIG,REC,SL,2.73TE Part #2-1393222-7
V23061A1005A502=MINISTARKSTROMTE Part #1649329-2
RTE24006TE Part #TAD2473A201-002
M12D4-MS-MS-TPE USH-1.0MTE Part #1878785-2
QAA375

Documents

CAD Files

Customer View Model

[ENG_CVM_CVM_4-1393238-4_D.3d_igs.zip](#)

English

Customer View Model

[ENG_CVM_CVM_4-1393238-4_D.3d_stp.zip](#)

English

Customer View Model

[ENG_CVM_CVM_4-1393238-4_D.2d_dxf.zip](#)

English

3D PDF

3D

By downloading the CAD file I accept and agree to the [Terms and Conditions](#) of use.

Datasheets & Catalog Pages

[Power PCB Relay RT1 sensitive](#)

English



Product Specifications

Definitions General Purpose Relays

English

Agency Approvals

VDE Certificate

English