



Relays & Contactors > Relays > Power Relays



Relay Type: **Industrial Panel Plug-In**

Coil Magnetic System: **Monostable**

Coil Power Rating Class: **[.5 – 1 VA]**

Coil Power Rating AC: **.85 VA, 1 VA**

Coil Resistance: **48 Ω**

Features

Product Type Features

Relay Type	Industrial Panel Plug-In
------------	--------------------------

Configuration Features

Insulation Special Features	5000V Initial Surge Withstand Voltage between Contacts & Coil
Coil Special Features	UL Coil Insulation Class F
Contact Arrangement	4 Form C (4 CO)
Contact Number of Poles	4

Electrical Characteristics

Insulation Initial Dielectric Between Contacts & Coil	1200 Vrms
Insulation Initial Dielectric Between Open Contacts	1200 Vrms
Contact Limiting Making Current	12 A
Contact Limiting Short-Time Current	300 A
Insulation Initial Dielectric Between Adjacent Contacts	2500 Vrms
Contact Limiting Breaking Current	6 A
Coil Power Rating AC	.85 VA, 1 VA
Coil Resistance	48 Ω
Coil Voltage Rating	12 VAC
Contact Current Rating	6 A

Contact Switching Load (Min)	10mA @ 12V
Contact Switching Voltage (Max)	240 VAC
Contact Voltage Rating	240 VAC
Body Features	
Product Weight	30 g[1.058 oz]
Contact Features	
Contact Material	AgNi90/10
Termination Features	
Relay Connection Type	Plug-In
Mechanical Attachment	
Product Mount Type	Socket
Dimensions	
Insulation Clearance Between Contact & Coil	3 mm
Insulation Creepage Between Contact & Coil	4 mm[.157 in]
Product Width	22.5 mm[.885 in]
Product Length	28 mm[1.1 in]
Product Height	29 mm[1.14 in]
Usage Conditions	
Environmental Ambient Temperature (Max)	70 °C[158 °F]
Operating Temperature Range	-40 – 70 °C
Operation/Application	
Actuating System	AC
Coil Magnetic System	Monostable
Packaging Features	
Packaging Method	Carton & Tube
Other	
Length Class (Mechanical)	25 – 30 mm
Insulation Creepage Class	3 – 5.5 mm
Insulation Clearance Class	2.5 – 4 mm
Height Class (Mechanical)	25 – 30 mm
Width Class (Mechanical)	20 – 25 mm



.5 – 1 VA

Contact Current Class	5 – 10 A
-----------------------	----------

Product Compliance

[For compliance documentation, visit the product page on TE.com>](#)

EU RoHS Directive 2011/65/EU	Compliant
EU ELV Directive 2000/53/EC	Compliant
China RoHS 2 Directive MIIT Order No 32, 2016	No Restricted Materials Above Threshold
EU REACH Regulation (EC) No. 1907/2006	Current ECHA Candidate List: JAN 2024 (240) Candidate List Declared Against: JAN 2024 (240) Does not contain REACH SVHC
Halogen Content	Not Low Halogen - contains Br or Cl > 900 ppm.
Solder Process Capability	Hand solderable with lead free solder

Product Compliance Disclaimer


This information is provided based on reasonable inquiry of our suppliers and represents our current actual knowledge based on the information they provided. This information is subject to change. The part numbers that TE has identified as EU RoHS compliant have a maximum concentration of 0.1% by weight in homogenous materials for lead, hexavalent chromium, mercury, PBB, PBDE, DBP, BBP, DEHP, DIBP, and 0.01% for cadmium, or qualify for an exemption to these limits as defined in the Annexes of Directive 2011/65/EU (RoHS2). Finished electrical and electronic equipment products will be CE marked as required by Directive 2011/65/EU. Components may not be CE marked. Additionally, the part numbers that TE has identified as EU ELV compliant have a maximum concentration of 0.1% by weight in homogenous materials for lead, hexavalent chromium, and mercury, and 0.01% for cadmium, or qualify for an exemption to these limits as defined in the Annexes of Directive 2000/53/EC (ELV). Regarding the REACH Regulation, the information TE provides on SVHC in articles for this part number is based on the latest European Chemicals Agency (ECHA) 'Guidance on requirements for substances in articles' posted at this URL: <https://echa.europa.eu/guidance-documents/guidance-on-reach>

Compatible Parts

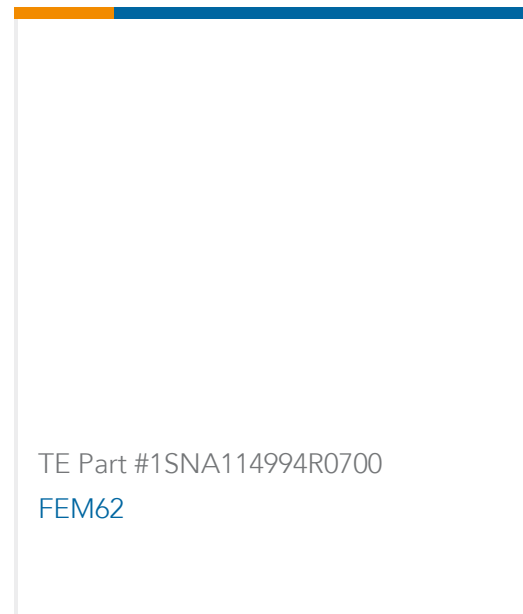
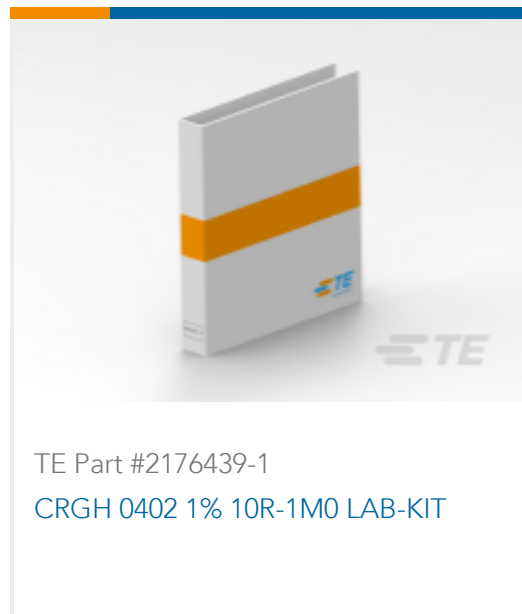
 <p>TE Part # 1-1415526-1 PT78742</p>	 <p>TE Part # 2-1415526-1 PT17021</p>	 <p>TE Part # 6-1415037-1 PT17040</p>	 <p>TE Part # 1860000-1 PT7874P</p>
--	---	--	--



Also in the Series | **SCHRACK Miniature Relay PT**



Customers Also Bought



Documents

CAD Files

3D PDF

3D

Customer View Model

[ENG_CVM_CVM_8-1419111-6_99.2d_dxf.zip](#)

English

Customer View Model

[ENG_CVM_CVM_8-1419111-6_99.3d_igs.zip](#)

English

Customer View Model

[ENG_CVM_CVM_8-1419111-6_99.3d_stp.zip](#)

English

By downloading the CAD file I accept and agree to the [Terms and Conditions](#) of use.

Datasheets & Catalog Pages

Miniature Relay PT

English

Product Specifications



Definitions General Purpose Relays

English

Agency Approvals

VDE Certificate

English