

KUP-11D15-5

✓ ACTIVE

Potter & Brumfield | Potter & Brumfield KUP

TE Internal #: 4-1393117-8

Power Relays, Industrial Panel Plug-In, Monostable, 1200 mW Coil

Power Rating DC, 21 Ω Coil Resistance, Potter & Brumfield KUP

[View on TE.com >](#)



Relays & Contactors > Relays > Power Relays



Relay Type: **Industrial Panel Plug-In**
Coil Magnetic System: **Monostable**
Coil Power Rating DC: **1200 mW**
Coil Resistance: **21 Ω**
Coil Special Features: **UL Coil Insulation Class B**

Features

Product Type Features

Relay Type	Industrial Panel Plug-In
------------	--------------------------

Configuration Features

Coil Special Features	UL Coil Insulation Class B
Contact Arrangement	2 Form C (CO)
Contact Number of Poles	2

Electrical Characteristics

Insulation Initial Dielectric Between Contacts & Coil	2200 Vrms
Insulation Initial Dielectric Between Open Contacts	1200 Vrms
Contact Limiting Making Current	10 A
Contact Limiting Short-Time Current	10 A
Contact Limiting Continuous Current	10 A
Insulation Initial Dielectric Between Adjacent Contacts	2200 Vrms
Insulation Initial Resistance	100 M Ω
Contact Limiting Breaking Current	10 A
Coil Power Rating DC	1200 mW
Coil Resistance	21 Ω
Coil Voltage Rating	5 VDC
Contact Current Rating	10 A
Contact Switching Load (Min)	300mA @ 12V



Contact Voltage Rating	240 VAC
Body Features	
Product Weight	85 g[2.988 oz]
Contact Features	
Contact Material	AgCdO
Termination Features	
Relay Connection Type	Plug-In
Terminal Configuration	Quick Connect Terminals
Mechanical Attachment	
Product Mount Type	Socket
Dimensions	
Product Width	35.71 mm[1.4 in]
Product Length	38.89 mm[1.53 in]
Product Height	49.2 mm[1.93 in]
Usage Conditions	
Environmental Ambient Temperature (Max)	70 °C[158 °F]
Operating Temperature Range	-45 – 70 °C
Operation/Application	
Actuating System	DC
Coil Magnetic System	Monostable
Packaging Features	
Packaging Method	Package
Other	
Length Class (Mechanical)	35 – 40 mm
Insulation Initial Dielectric Between Coil & Contact Class	1500 – 2500 V
Environmental Ambient Temperature Class	50 – 70 °C
Height Class (Mechanical)	40 – 50 mm
Coil Power Rating Class	1000 – 1500 mW
Width Class (Mechanical)	30 – 40 mm
Contact Current Class	16 A



Product Compliance

For compliance documentation, visit the product page on TE.com>

EU RoHS Directive 2011/65/EU	Compliant with Exemptions
EU ELV Directive 2000/53/EC	Not Compliant
China RoHS 2 Directive MIIT Order No 32, 2016	Restricted Materials Above Threshold
EU REACH Regulation (EC) No. 1907/2006	Current ECHA Candidate List: JAN 2024 (240) Candidate List Declared Against: JUNE 2022 (224) SVHC > Threshold: Cadmium oxide (10% in Component Part) Article Safe Usage Statements: Use personal protective equipment as required. Do not eat, drink or smoke when using this product. Recycle if possible and dispose of the article by following all applicable governmental regulations relevant to your geographic location.
Halogen Content	Low Halogen - Br, Cl, F, I < 900 ppm per homogenous material. Also BFR/CFR/PVC Free
Solder Process Capability	Not applicable for solder process capability

Product Compliance Disclaimer

This information is provided based on reasonable inquiry of our suppliers and represents our current actual knowledge based on the information they provided. This information is subject to change. The part numbers that TE has identified as EU RoHS compliant have a maximum concentration of 0.1% by weight in homogenous materials for lead, hexavalent chromium, mercury, PBB, PBDE, DBP, BBP, DEHP, DIBP, and 0.01% for cadmium, or qualify for an exemption to these limits as defined in the Annexes of Directive 2011/65/EU (RoHS2). Finished electrical and electronic equipment products will be CE marked as required by Directive 2011/65/EU. Components may not be CE marked. Additionally, the part numbers that TE has identified as EU ELV compliant have a maximum concentration of 0.1% by weight in homogenous materials for lead, hexavalent chromium, and mercury, and 0.01% for cadmium, or qualify for an exemption to these limits as defined in the Annexes of Directive 2000/53/EC (ELV). Regarding the REACH Regulation, the information TE provides on SVHC in articles for this part number is based on the latest European Chemicals Agency (ECHA) ‘Guidance on requirements for substances in articles’ posted at this URL: <https://echa.europa.eu/guidance-documents/guidance-on-reach>

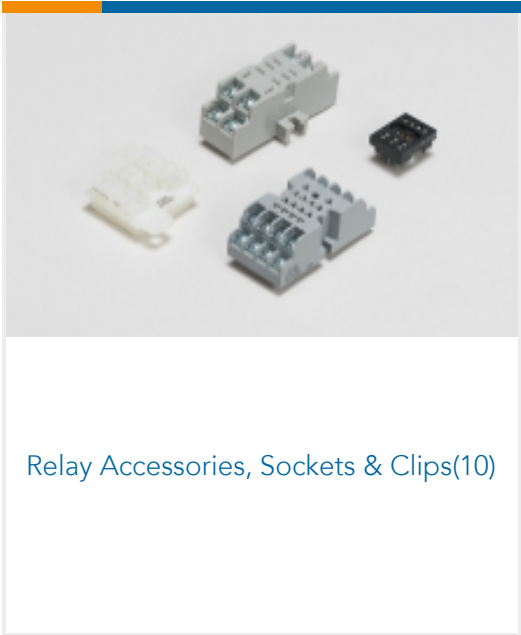

Compatible Parts

 TE Part # 2-1419106-5 27E893=SOCKET,KU,11,QC,POLY,NA-	 TE Part # 1393143-5 27E121=SOCKET,KUP,11,SCW,PLE	 TE Part # 1393143-2 27E067=SOCKET,KU,11,QC.187,NY	 TE Part # 6-1393117-0 KUP-11D55-6=KU
--	---	--	---




Also in the Series

Potter & Brumfield KUP



Customers Also Bought



Documents

- CAD Files
- 3D PDF
- 3D
- Customer View Model
- ENG_CVM_CVM_4-1393117-8_D.2d_dxf.zip
- English



Customer View Model

[ENG_CVM_CVM_4-1393117-8_D.3d_igs.zip](#)

English

Customer View Model

[ENG_CVM_CVM_4-1393117-8_D.3d_stp.zip](#)

English

By downloading the CAD file I accept and agree to the [Terms and Conditions](#) of use.

Datasheets & Catalog Pages

[KU Sockets & Accessories](#)

English

[KUP Series Panel Plug-in Relay](#)

English

Product Specifications

[Definitions General Purpose Relays](#)

English

Agency Approvals

[UL](#)

English