

KRPA-14DY-24 ✓ ACTIVE

Potter & Brumfield | Potter & Brumfield KRPA

TE Internal #: 9-1393104-3

Power Relays, Industrial Panel Plug-In, Monostable, DC, 1250 mW
Coil Power Rating DC, 472 Ω Coil Resistance, Potter & Brumfield
KRPA

[View on TE.com >](#)



Relays & Contactors > Relays > Power Relays



Relay Type: **Industrial Panel Plug-In**

Coil Magnetic System: **Monostable, DC**

Coil Power Rating DC: **1250 mW**

Coil Resistance: **472 Ω**

Coil Special Features: **UL Coil Insulation Class B**

Features

Product Type Features

Relay Type	Industrial Panel Plug-In
------------	--------------------------

Electrical Characteristics

Insulation Initial Dielectric Between Coil & Contact Class	500 – 1000 V
Insulation Initial Dielectric Between Contacts & Coil	1000 Vrms
Actuating System	DC
Insulation Initial Dielectric Between Open Contacts	1000 Vrms
Contact Limiting Making Current	10 A
Contact Limiting Short-Time Current	10 A
Contact Limiting Continuous Current	10 A
Coil Power Rating Class	1000 – 1500 mW
Insulation Initial Dielectric Between Adjacent Contacts	1000 Vrms
Insulation Initial Resistance	1000 M Ω
Contact Limiting Breaking Current	10 A
Coil Magnetic System	Monostable, DC
Coil Power Rating DC	1250 mW
Coil Resistance	472 Ω
Coil Special Features	UL Coil Insulation Class B
Coil Voltage Rating	24 VDC



Contact Switching Load (Min)	100mA @ 12V
------------------------------	-------------

Contact Voltage Rating	240 VAC
------------------------	---------

Body Features

Product Weight	85 g[2.988 oz]
----------------	----------------

Contact Features

Contact Arrangement	3 Form C (CO)
---------------------	---------------

Contact Current Class	16 A
-----------------------	------

Contact Current Rating	10 A
------------------------	------

Contact Material	Ag
------------------	----

Contact Number of Poles	3
-------------------------	---

Termination Features

Relay Connection Type	Plug-In
-----------------------	---------

Mechanical Attachment

Product Mounting Feature Type	Mounting Studs
-------------------------------	----------------

Product Mount Type	Socket
--------------------	--------

Dimensions

Length Class (Mechanical)	35 – 40 mm
---------------------------	------------

Height Class (Mechanical)	50 – 60 mm
---------------------------	------------

Width Class (Mechanical)	30 – 40 mm
--------------------------	------------

Product Width	35.71 mm[1.4 in]
---------------	------------------

Product Length	35.71 mm[1.4 in]
----------------	------------------

Product Height	50.8 mm[2 in]
----------------	---------------

Usage Conditions

Environmental Ambient Temperature Class	50 – 70 °C
---	------------

Environmental Ambient Temperature (Max)	70 °C[158 °F]
---	---------------

Operating Temperature Range	-45 – 70 °C
-----------------------------	-------------

Packaging Features

Packaging Method	Tray
------------------	------

Product Compliance

For compliance documentation, visit the product page on [TE.com](#)>

EU RoHS Directive 2011/65/EU	Compliant with Exemptions
------------------------------	---------------------------



EU ELV Directive 2000/53/EC	Not Compliant
China RoHS 2 Directive MIIT Order No 32, 2016	Restricted Materials Above Threshold
EU REACH Regulation (EC) No. 1907/2006	Current ECHA Candidate List: JAN 2024 (240) Candidate List Declared Against: JAN 2022 (223) Does not contain REACH SVHC
Halogen Content	Low Halogen - Br, Cl, F, I < 900 ppm per homogenous material. Also BFR/CFR/PVC Free
Solder Process Capability	Not applicable for solder process capability

Product Compliance Disclaimer

This information is provided based on reasonable inquiry of our suppliers and represents our current actual knowledge based on the information they provided. This information is subject to change. The part numbers that TE has identified as EU RoHS compliant have a maximum concentration of 0.1% by weight in homogenous materials for lead, hexavalent chromium, mercury, PBB, PBDE, DBP, BBP, DEHP, DIBP, and 0.01% for cadmium, or qualify for an exemption to these limits as defined in the Annexes of Directive 2011/65/EU (RoHS2). Finished electrical and electronic equipment products will be CE marked as required by Directive 2011/65/EU. Components may not be CE marked. Additionally, the part numbers that TE has identified as EU ELV compliant have a maximum concentration of 0.1% by weight in homogenous materials for lead, hexavalent chromium, and mercury, and 0.01% for cadmium, or qualify for an exemption to these limits as defined in the Annexes of Directive 2000/53/EC (ELV). Regarding the REACH Regulation, the information TE provides on SVHC in articles for this part number is based on the latest European Chemicals Agency (ECHA) 'Guidance on requirements for substances in articles' posted at this URL: <https://echa.europa.eu/guidance-documents/guidance-on-reach>

Compatible Parts




TE Part # 1393143-7
27E123=SOCKET,KRPA,11,SCW,PLE




TE Part # 2-1419106-4
27E892=SOCKET,KRPA,11,OCTAL,PO

Also in the Series | Potter & Brumfield KRPA



Power Relays(45)



Relay Accessories, Sockets & Clips(5)

Customers Also Bought



TE Part #206043-3
17-14 CPC REC FREE HANGING



TE Part #206485-1
CPC Connectors, Series 2



TE Part #1-1658527-0
622-2641LF FEM SOCKET, LEAD FREE



TE Part #1658527-7
622-1641LF FEM SOCKET, LEAD FREE




TE Part #2-1419106-3
27E891=SOCKET, KRPA, 8, OCTAL, POL



TE Part #2-1419106-4
27E892=SOCKET, KRPA, 11, OCTAL, PO



TE Part #908604-000
ALR-TL-115



TE Part #1SNA238080R0600
RC1010 1->80 VERTICAL



TE Part #1-1423091-2
T9AP1L52-24

Documents

CAD Files

3D PDF

3D

Customer View Model

[ENG_CVM_CVM_9-1393104-3_D.2d_dxf.zip](#)

English

Customer View Model

[ENG_CVM_CVM_9-1393104-3_D.3d_igs.zip](#)

English

Customer View Model

[ENG_CVM_CVM_9-1393104-3_D.3d_stp.zip](#)

English

By downloading the CAD file I accept and agree to the [Terms and Conditions](#) of use.

Datasheets & Catalog Pages

[KRPA, KRP, KA, KR 5 to 10 Amp General Purpose Relay](#)

English



Product Specifications

Definitions General Purpose Relays

English

Agency Approvals

UL

English