

KRPA-14AG-12

✕ OBSOLETE

Potter & Brumfield | Potter & Brumfield KRPA

TE Internal #: 6-1393104-4

TE Internal Description: KRPA-14AG-12=KRPA

[View on TE.com >](#)



Relays & Contactors > Relays > Power Relays



Relay Type: **Industrial Panel Plug-In**

Coil Magnetic System: **Monostable**

Coil Power Rating Class: **[2 - 3 VA]**

Coil Power Rating AC: **2.02 VA**

Coil Resistance: **24 Ω**

Features

Product Type Features

Relay Type	Industrial Panel Plug-In
------------	--------------------------

Configuration Features

Coil Special Features	UL Coil Insulation Class B
Contact Arrangement	3 Form C (CO)
Contact Number of Poles	3

Electrical Characteristics

Insulation Initial Dielectric Between Contacts & Coil	1000 Vrms
Insulation Initial Dielectric Between Open Contacts	1000 Vrms
Contact Limiting Making Current	10 A
Contact Limiting Short-Time Current	10 A
Contact Limiting Continuous Current	10 A
Insulation Initial Dielectric Between Adjacent Contacts	1000 Vrms
Insulation Initial Resistance	1000 MΩ
Contact Limiting Breaking Current	10 A
Coil Power Rating AC	2.02 VA
Coil Resistance	24 Ω
Coil Voltage Rating	12 VAC
Contact Current Rating	10 A
Contact Switching Load (Min)	300mA @ 12V
Contact Voltage Rating	240 VAC



Body Features

Product Weight	85 g[2.988 oz]
----------------	----------------

Contact Features

Contact Material	AgCdO
------------------	-------

Dimensions

Product Width	35.7 mm[1.405 in]
Product Length	35.7 mm[1.406 in]
Product Height	50.8 mm[2 in]

Usage Conditions

Environmental Ambient Temperature (Max)	55 °C[131 °F]
Operating Temperature Range	-45 - 55 °C

Operation/Application

Actuating System	AC
Coil Magnetic System	Monostable

Packaging Features

Packaging Method	Package
------------------	---------

Other

Length Class (Mechanical)	35 - 40 mm
Insulation Initial Dielectric Between Coil & Contact Class	500 - 1000 V
Environmental Ambient Temperature Class	50 - 70 °C
Height Class (Mechanical)	50 - 60 mm
Width Class (Mechanical)	30 - 40 mm
	2 - 3 VA
Contact Current Class	16 A

Product Compliance

[For compliance documentation, visit the product page on TE.com>](#)

EU RoHS Directive 2011/65/EU	Compliant with Exemptions
EU ELV Directive 2000/53/EC	Not Compliant
China RoHS 2 Directive MIIT Order No 32, 2016	Restricted Materials Above Threshold
EU REACH Regulation (EC) No. 1907/2006	Current ECHA Candidate List: JAN 2024 (240)



Candidate List Declared Against: JUNE 2022 (224)

SVHC > Threshold:

Cadmium oxide (7.95% in Component Part)

Article Safe Usage Statements:


Use personal protective equipment as required. Do not eat, drink or smoke when using this product. Recycle if possible and dispose of the article by following all applicable governmental regulations relevant to your geographic location.

Halogen Content	Not Yet Reviewed for halogen content
Solder Process Capability	Not applicable for solder process capability


Product Compliance Disclaimer

This information is provided based on reasonable inquiry of our suppliers and represents our current actual knowledge based on the information they provided. This information is subject to change. The part numbers that TE has identified as EU RoHS compliant have a maximum concentration of 0.1% by weight in homogenous materials for lead, hexavalent chromium, mercury, PBB, PBDE, DBP, BBP, DEHP, DIBP, and 0.01% for cadmium, or qualify for an exemption to these limits as defined in the Annexes of Directive 2011/65/EU (RoHS2). Finished electrical and electronic equipment products will be CE marked as required by Directive 2011/65/EU. Components may not be CE marked. Additionally, the part numbers that TE has identified as EU ELV compliant have a maximum concentration of 0.1% by weight in homogenous materials for lead, hexavalent chromium, and mercury, and 0.01% for cadmium, or qualify for an exemption to these limits as defined in the Annexes of Directive 2000/53/EC (ELV). Regarding the REACH Regulation, the information TE provides on SVHC in articles for this part number is based on the latest European Chemicals Agency (ECHA) 'Guidance on requirements for substances in articles' posted at this URL: <https://echa.europa.eu/guidance-documents/guidance-on-reach>

Also in the Series | Potter & Brumfield KRPA




Power Relays(45)

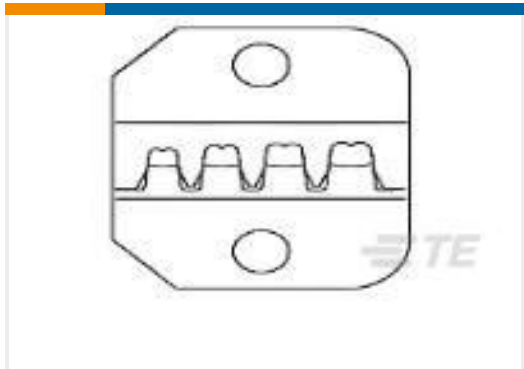


Relay Accessories, Sockets & Clips(5)


Customers Also Bought



TE Part # 320619
PIDG Ring Tongue Terminals



TE Part # 58423-1
DIE, RBY IS9252



TE Part # 354940-1
PRO-CRIMPER III FRAME W/O DIES

Documents

CAD Files

3D PDF



3D

Customer View Model

[ENG_CVM_CVM_6-1393104-4_D.2d_dxf.zip](#)

English

Customer View Model

[ENG_CVM_CVM_6-1393104-4_D.3d_igs.zip](#)

English

Customer View Model

[ENG_CVM_CVM_6-1393104-4_D.3d_stp.zip](#)

English

By downloading the CAD file I accept and agree to the [Terms and Conditions](#) of use.

Datasheets & Catalog Pages

[KRPA, KRP, KA, KR 5 to 10 Amp General Purpose Relay](#)

English

Product Specifications

[Definitions General Purpose Relays](#)

English

Agency Approvals

[UL](#)

English