

2-1415899-4 ✓ ACTIVE

SCHRACK | SCHRACK Power PCB Relay RZ

TE Internal #: 2-1415899-4

Power Relays, Standard, Monostable, 400 mW Coil Power Rating DC, 5730 Ω Coil Resistance, UL Coil Insulation Class F, SCHRACK Power PCB Relay RZ

[View on TE.com >](#)



Relays & Contactors > Relays > Power Relays > PCB Power Relay: 12-16 Amp, Monostable



Relay Type: **Standard**

Coil Magnetic System: **Monostable**

Coil Power Rating DC: **400 mW**

Coil Resistance: **5730 Ω**

Coil Special Features: **UL Coil Insulation Class F**

[All PCB Power Relay: 12-16 Amp, Monostable \(78\)](#)

Features

Product Type Features

| | |
|------------|----------|
| Relay Type | Standard |
|------------|----------|

Configuration Features

| | |
|-----------------------------|-------------------------------------|
| Insulation Special Features | Tracking Index of Relay Base PTI250 |
| Coil Special Features | UL Coil Insulation Class F |
| Contact Arrangement | 1 Form C (CO) |
| Contact Number of Poles | 1 |

Electrical Characteristics

| | |
|---|---------------|
| Insulation Initial Dielectric Between Open Contacts | 1000 Vrms |
| Contact Limiting Making Current | 30 A |
| Contact Limiting Short-Time Current | 16 A |
| Contact Limiting Continuous Current | 16 A |
| Insulation Initial Dielectric Between Contacts & Coil | 5000 Vrms |
| Contact Limiting Breaking Current | 16 A |
| Coil Power Rating DC | 400 mW |
| Coil Resistance | 5730 Ω |
| Coil Voltage Rating | 48 VDC |
| Contact Current Rating | 16 A |



| | |
|---------------------------------|---------|
| Contact Switching Voltage (Max) | 400 VAC |
|---------------------------------|---------|

| | |
|------------------------|---------|
| Contact Voltage Rating | 250 VAC |
|------------------------|---------|

Body Features

| | |
|----------------|----------------|
| Product Weight | 10 g [.353 oz] |
|----------------|----------------|

Contact Features

| | |
|------------------|-----------|
| Contact Material | AgNi90/10 |
|------------------|-----------|

Termination Features

| | |
|-----------------------|-----------------|
| Relay Connection Type | PCB Termination |
|-----------------------|-----------------|

| | |
|------------------------|-------------|
| Terminal Configuration | Solder Pins |
|------------------------|-------------|

Mechanical Attachment

| | |
|--------------------|-----------------------|
| Product Mount Type | Printed Circuit Board |
|--------------------|-----------------------|

Dimensions

| | |
|---|-----------------|
| Insulation Clearance Between Contact & Coil | 10 mm [.394 in] |
|---|-----------------|

| | |
|--|-----------------|
| Insulation Creepage Between Contact & Coil | 10 mm [.394 in] |
|--|-----------------|

| | |
|---------------|-----------------|
| Product Width | 12.7 mm [.5 in] |
|---------------|-----------------|

| | |
|----------------|-----------------|
| Product Length | 29 mm [1.14 in] |
|----------------|-----------------|

| | |
|----------------|-------------------|
| Product Height | 15.7 mm [.618 in] |
|----------------|-------------------|

Usage Conditions

| | |
|---|----------------|
| Environmental Ambient Temperature (Max) | 85 °C [185 °F] |
|---|----------------|

Operation/Application

| | |
|------------------|----|
| Actuating System | DC |
|------------------|----|

| | |
|----------------|-------------|
| Solder Process | Wave Solder |
|----------------|-------------|

| | |
|----------------------|------------|
| Coil Magnetic System | Monostable |
|----------------------|------------|

Packaging Features

| | |
|------------------|--------------|
| Packaging Method | Carton, Tube |
|------------------|--------------|

Other

| | |
|---------------------------|------------|
| Length Class (Mechanical) | 25 - 30 mm |
|---------------------------|------------|

| | |
|--|--------|
| Insulation Initial Dielectric Between Coil & Contact Class | 4000 V |
|--|--------|

| | |
|---------------------------|------|
| Insulation Creepage Class | 8 mm |
|---------------------------|------|

| | |
|----------------------------|-----------|
| Insulation Clearance Class | 9 - 10 mm |
|----------------------------|-----------|

| | |
|---------------------------|------------|
| Height Class (Mechanical) | 15 - 16 mm |
|---------------------------|------------|



| | |
|--------------------------|--------------|
| Coil Power Rating Class | 300 - 400 mW |
| Width Class (Mechanical) | 12 - 16 mm |
| Contact Current Class | 16 A |

Product Compliance


[For compliance documentation, visit the product page on TE.com>](#)

| | |
|---|---|
| EU RoHS Directive 2011/65/EU | Compliant |
| EU ELV Directive 2000/53/EC | Compliant |
| China RoHS 2 Directive MIIT Order No 32, 2016 | No Restricted Materials Above Threshold |
| EU REACH Regulation (EC) No. 1907/2006 | Current ECHA Candidate List: JAN 2024 (240) Candidate List Declared Against: JAN 2024 (240) Does not contain REACH SVHC |
| Halogen Content | Not Low Halogen - contains Br or Cl > 900 ppm. |
| Solder Process Capability | Wave solder capable to 265°C |

Product Compliance Disclaimer

This information is provided based on reasonable inquiry of our suppliers and represents our current actual knowledge based on the information they provided. This information is subject to change. The part numbers that TE has identified as EU RoHS compliant have a maximum concentration of 0.1% by weight in homogenous materials for lead, hexavalent chromium, mercury, PBB, PBDE, DBP, BBP, DEHP, DIBP, and 0.01% for cadmium, or qualify for an exemption to these limits as defined in the Annexes of Directive 2011/65/EU (RoHS2). Finished electrical and electronic equipment products will be CE marked as required by Directive 2011/65/EU. Components may not be CE marked. Additionally, the part numbers that TE has identified as EU ELV compliant have a maximum concentration of 0.1% by weight in homogenous materials for lead, hexavalent chromium, and mercury, and 0.01% for cadmium, or qualify for an exemption to these limits as defined in the Annexes of Directive 2000/53/EC (ELV). Regarding the REACH Regulation, the information TE provides on SVHC in articles for this part number is based on the latest European Chemicals Agency (ECHA) 'Guidance on requirements for substances in articles' posted at this URL: <https://echa.europa.eu/guidance-documents/guidance-on-reach>

Compatible Parts


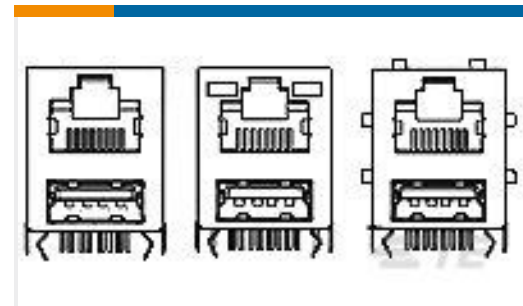
| | | |
|---|---|--|
|  <p>TE Part # 1393240-1 RT314048</p> |  <p>TE Part # CAT-SCH691-R997 PCB Power Relay: 12-16 Amp, Monostable</p> |  <p>TE Part # 2158000-2 RZ03-1C4-D048-R</p> |
|---|---|--|

Also in the Series | SCHRACK Power PCB Relay RZ



Power Relays(86)

Customers Also Bought

TE Part # 2-1415899-3
RZ03-1C4-D024TE Part # T4073014041-001
M8.FMLE.PNLFRONT.4POS.STR WIRETE Part # 826949-5
5P MOD2 STIFT LEITE Part # 2-1437565-7
FSM2JSMA=SMT,TACTILE,PB SWITCHTE Part # 5-5530843-4
CONN SEC II 20 POS 100C/LTE Part # 4-1775855-2
RJ45 OVER USB W/ LED GO/GTE Part # NB07402001
HTAT-12/3-0-STKTE Part # T4171130012-001
M12,REAR MOUNT,FEMALE, A, 12P,
0.2M WIRETE Part # 1775838-2
mSATA/mini PCI-E 5.6H Type I G/F

Documents

CAD Files

Customer View Model

[ENG_CVM_CVM_2-1415899-4_D.3d_igs.zip](#)

English

Customer View Model

[ENG_CVM_CVM_2-1415899-4_D.3d_stp.zip](#)

English

Customer View Model

[ENG_CVM_CVM_2-1415899-4_D.2d_dxf.zip](#)



English

[3D PDF](#)

3D

By downloading the CAD file I accept and agree to the [Terms and Conditions](#) of use.

Datasheets & Catalog Pages

[Power PCB Relay RZ Datasheet](#)

English

Product Specifications

[Definitions General Purpose Relays](#)

English

Agency Approvals

[VDE Certificate](#)

English