



Relays & Contactors > Relays > Mil-Aero Relays > Mid-Range Relays



Contact Arrangement: 3 Form X, 3PST-NO-DM

Contact Current Rating (Max): 25 A

Coil Voltage Rating: 115 VAC

Contact Switching Voltage (Max): 115 VAC, 200 VAC

Product Mount Type: Panel

Features

Product Type Features

Enclosure Type	Hermetically Sealed
Terminal Configuration	Solder Hooks

Electrical Characteristics

Vibration Resistance	10G's, 5 – 1000Hz
Coil Current	.55 A
Actuating System	AC
Shock Resistance	50G's, 11ms
Operating Frequency	400 Hz
Coil Magnetic System	Non-Polarized, Monostable
Coil Voltage Rating	115 VAC
Contact Switching Voltage (Max)	115 VAC, 200 VAC

Contact Features

Contact Base Material	Silver Cadmium Oxide
Contact Arrangement	3 Form X, 3PST-NO-DM
Contact Current Rating (Max)	25 A

Mechanical Attachment

Product Mounting Feature Type	Mounting Studs
-------------------------------	----------------



Product Mount Type

Panel

Usage Conditions

Operating Temperature Range	-70 – 125 °C
-----------------------------	--------------

Product Compliance

For compliance documentation, visit the product page on TE.com>

EU RoHS Directive 2011/65/EU	Not Compliant
EU ELV Directive 2000/53/EC	Not Compliant
China RoHS 2 Directive MIIT Order No 32, 2016	Restricted Materials Above Threshold
EU REACH Regulation (EC) No. 1907/2006	Current ECHA Candidate List: JAN 2024 (240) Candidate List Declared Against: JAN 2024 (240) Does not contain REACH SVHC
Halogen Content	Low Halogen - Br, Cl, F, I < 900 ppm per homogenous material. Also BFR/CFR/PVC Free
Solder Process Capability	Not lead free process capable

Product Compliance Disclaimer

This information is provided based on reasonable inquiry of our suppliers and represents our current actual knowledge based on the information they provided. This information is subject to change. The part numbers that TE has identified as EU RoHS compliant have a maximum concentration of 0.1% by weight in homogenous materials for lead, hexavalent chromium, mercury, PBB, PBDE, DBP, BBP, DEHP, DIBP, and 0.01% for cadmium, or qualify for an exemption to these limits as defined in the Annexes of Directive 2011/65/EU (RoHS2). Finished electrical and electronic equipment products will be CE marked as required by Directive 2011/65/EU. Components may not be CE marked. Additionally, the part numbers that TE has identified as EU ELV compliant have a maximum concentration of 0.1% by weight in homogenous materials for lead, hexavalent chromium, and mercury, and 0.01% for cadmium, or qualify for an exemption to these limits as defined in the Annexes of Directive 2000/53/EC (ELV). Regarding the REACH Regulations, TE’s information on SVHC in articles for this part number is still based on the European Chemical Agency (ECHA) ‘Guidance on requirements for substances in articles’(Version: 2, April 2011), applying the 0.1% weight on weight concentration threshold at the finished product level. TE is aware of the European Court of Justice ruling of September 10th, 2015 also known as O5A (Once An Article Always An Article) stating that, in case of ‘complex object’, the threshold for a SVHC must be applied to both the product as a whole and simultaneously to each of the articles forming part of its composition. TE has evaluated this ruling based on the new ECHA “Guidance on requirements for substances in articles” (June 2017, version 4.0) and will be updating its statements accordingly.

Compatible Parts





TE Part # 9-1617803-4  
FC-335-CW4=RELAY, 3PST



TE Part # 1617807-4  
FC-335-SY4=RELAY, 3PST



TE Part # 1617807-6  
FC-335-SY9=RELAY, 3PST


Also in the Series

CII FC-325




Mid-Range Relays(16)


Customers Also Bought




TE Part #DT04-2P  
REC, 2P, GRY, N



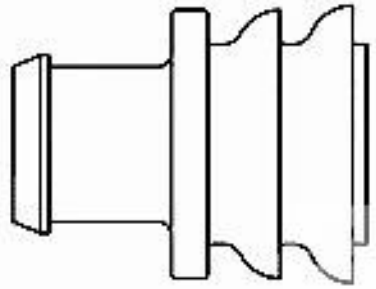
TE Part #W2S  
Wedgelocks: DEUTSCH DT




TE Part #0460-202-16141  
DEUTSCH Solid Contacts




TE Part #282104-1  
AMP SUPERSEAL 1.5MM,  
CONNECTOR HOUSING



TE Part #281934-2  
SINGLE WIRE SEAL



TE Part #DT06-2S  
PLG, 2P, GRY, N



TE Part #114017-ZZ  
SEALING PLUG, SIZE 12/16, WHT

Documents

Product Drawings

FC-325-1=MS27418-1A

English

CAD Files

3D PDF

3D



Customer View Model

[ENG\\_CVM\\_CVM\\_3-1617806-7\\_A.2d\\_dxf.zip](#)

English

Customer View Model

[ENG\\_CVM\\_CVM\\_3-1617806-7\\_A.3d\\_igs.zip](#)

English

Customer View Model

[ENG\\_CVM\\_CVM\\_3-1617806-7\\_A.3d\\_stp.zip](#)

English

By downloading the CAD file I accept and agree to the [Terms and Conditions](#) of use.

Datasheets & Catalog Pages

[CII FC-325 Series Relay](#)

English