

# 389FXCXC1-12D

Power relay, SE Relays, 3PDT, 20A, 12 VDC, side flange cover



## Main

Product Type	Power relay
Switch Function	3PDT
Contact Composition	3 NO + 3 NC

## Complementary

Input Current	20 A
Short Circuit Current	3 kA
Associated Fuse Rating	32 A gG at 400 V coordination type 2 for power circuit
Average Pole Impedance	4 mOhm
Contacts Material	Silver alloy contacts
Wire Strip Length	0.31 in (8 mm)
Minimum Switching Current	100 mA 5 V DC
Coil Resistance	100 Ohm
Input voltage	12 V DC
Drop-out Voltage Threshold	$\geq 0.1 U_c$ AC/DC
Rated Operational Current	20 A at 150 V AC (on resistive load) conforming to UL 15 A at 250 V AC (on resistive load) conforming to UL 13 A at 28 V DC (on resistive load) conforming to UL 20 A at 150 V AC (ballast) conforming to UL 6.67 A at 277 V AC (ballast) conforming to UL 20 A at 250 V AC (NO/NC) conforming to IEC 15 A at 28 V DC (NO/NC) conforming to IEC
Power consumption in W	1.3 W DC
Power consumption in VA	2 VA AC
Voltage Range	0.8...1.1 $U_c$ DC
Maximum Switching Voltage	300 V AC
Motor Power HP	0.5 hp 120/240 V AC 50/60 Hz
Connections Terminals	Quick
Mounting	Flange
Product Weight	2.96 oz (84 g)

## Environment

Ambient Air Temperature for Operation	-22...131 °F (-30...55 °C)
Ambient Air Temperature for Storage	-22...185 °F (-30...85 °C)
Product Certifications	cURus[RETURN]CSA[RETURN]CE
Electrical Durability	100000 Cycles resistive load 50000 cycles resistive DC load
Mechanical Durability	5000000 cycles
IP Degree of Protection	IP40
Dielectric Strength	2200 V AC between coil and contact 2200 V AC between poles 1600 V AC between contacts

## Ordering and shipping details

Category	US10CP221127
Discount Schedule	0CP2
GTIN	3606480276927
Returnability	No
Country of origin	CN

## Packing Units

Unit Type of Package 1	PCE
Number of Units in Package 1	1
Package 1 Height	1.50 in (3.81 cm)
Package 1 Width	1.60 in (4.06 cm)
Package 1 Length	3.00 in (7.62 cm)
Package 1 Weight	0.20 lb(US) (0.09 kg)

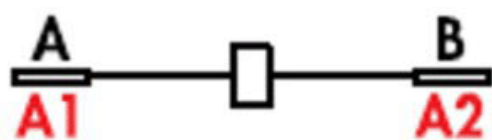
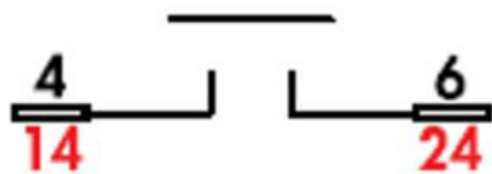
## Offer Sustainability

California proposition 65	WARNING: This product can expose you to chemicals including: Nickel compounds, which is known to the State of California to cause cancer, and Di-isodecyl phthalate (DIDP), which is known to the State of California to cause birth defects or other reproductive harm. For more information go to <a href="http://www.P65Warnings.ca.gov">www.P65Warnings.ca.gov</a>
REACH Regulation	<a href="#">REACH Declaration</a>
REACH free of SVHC	Yes
EU RoHS Directive	Pro-active compliance (Product out of EU RoHS legal scope) <a href="#">EU RoHS Declaration</a>
China RoHS Regulation	<a href="#">China RoHS Declaration</a>
RoHS exemption information	<a href="#">Yes</a>
WEEE	The product must be disposed on European Union markets following specific waste collection and never end up in rubbish bins.

---

Connections and Wiring Diagrams

---

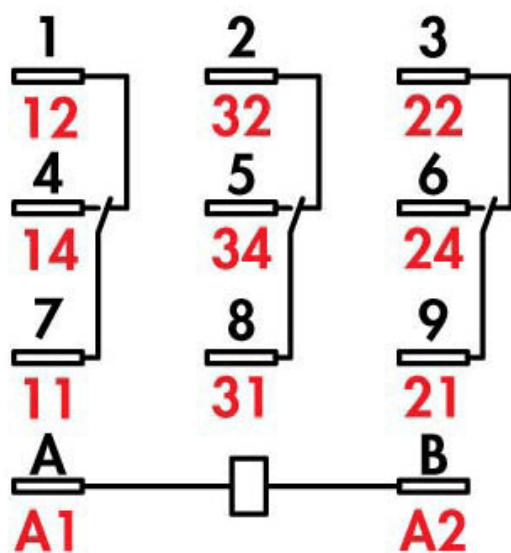


**SPST-NO-(DM)**

---

Connections and Wiring Diagrams

---



**3PDT**