

WPD 100 2X25/6X10 GN**Weidmüller Interface GmbH & Co. KG**

Klingenbergstraße 26

D-32758 Detmold

Germany

www.weidmueller.com

Product image**Building installation wiring**

For building installations, we offer a complete system that revolves around the 10×3 copper rail and comprises perfectly coordinated components: from installation terminal blocks, neutral conductor terminal blocks and distribution terminal blocks to comprehensive accessories such as busbars and busbar holders.

General ordering data

Version	W-Series, Distribution block, Rated cross-section: 25 mm ² , Screw connection, Terminal rail / mounting plate
Order No.	156 1930000
Type	WPD 100 2X25/6X10 GN
GTIN (EAN)	4050118367300
Qty.	3 pc(s).

Creation date October 5, 2023 2:35:30 PM CEST

Catalogue status 30.09.2023 / We reserve the right to make technical changes.

WPD 100 2X25/6X10 GN

Weidmüller Interface GmbH & Co. KG

Klingenbergstraße 26

D-32758 Detmold

Germany

www.weidmueller.com

Technical data

Dimensions and weights

Depth	49 mm	Depth (inches)	1.929 inch
Height	55.4 mm	Height (inches)	2.181 inch
Width	30.2 mm	Width (inches)	1.189 inch
Net weight	102 g		

Temperatures

Storage temperature	-25 °C...55 °C	Continuous operating temp., min.	-50 °C
Continuous operating temp., max.	130 °C		

Material data

Material	Wemid	Colour	green
UL 94 flammability rating	V-0		

System specifications

Version	Screw connection	End cover plate required	No
Number of potentials	1	Number of levels	1
Number of clamping points per level	2	Number of potentials per tier	1
Levels cross-connected internally	Yes	PE connection	Yes
N-function	No	PE function	No
PEN function	No		

Additional technical data

Installation advice	Terminal rail / mounting plate	Open sides	closed
Type of mounting	Snap-on		

Conductors for clamping (rated connection)

Connection direction	on side	Type of connection	Screw connection
----------------------	---------	--------------------	------------------

General

Installation advice	Terminal rail / mounting plate	Number of poles	1
Standards	IEC 60998-2-1		

Rating data

Rated cross-section	25 mm ²	Rated voltage	1,000 V
Rated AC voltage	1,000 V	Rated DC voltage	1,000 V
Rated current	101 A	Standards	IEC 60998-2-1

Classifications

ETIM 6.0	EC000897	ETIM 7.0	EC000897
ETIM 8.0	EC000897	ETIM 9.0	EC000897
ECLASS 9.0	27-14-11-20	ECLASS 9.1	27-14-11-20
ECLASS 10.0	27-14-11-20	ECLASS 11.0	27-14-11-20
ECLASS 12.0	27-14-11-20	ECLASS 13.0	27250119

WPD 100 2X25/6X10 GN

Weidmüller Interface GmbH & Co. KG
Klingenbergstraße 26
D-32758 Detmold
Germany

www.weidmueller.com

Technical data

Environmental Product Compliance

REACH SVHC	Lead 7439-92-1
SCIP	9b5f0838-1f0b-4c14-9fc7-3f5e6ee75be2

Approvals

Approvals



ROHS	Conform
------	---------

Downloads

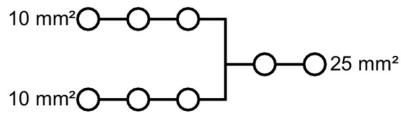
Approval/Certificate/Document of Conformity	CB Certificate FIMKO certificate VDE Certificate DNV Certificate CE Declaration of Conformity UKCA declaration of conformity
Engineering Data	CAD data – STEP
User Documentation	StorageConditionsTerminalBlocks DATA SHEET WPD 100
Catalogues	Catalogues in PDF-format
Brochures	

WPD 100 2X25/6X10 GN

Weidmüller Interface GmbH & Co. KG
Klingenbergstraße 26
D-32758 Detmold
Germany

www.weidmueller.com

Drawings



Power distribution

Screw connection

W-Series

WPD 100 2X25/6X10 GY

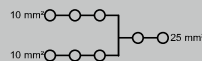


WPD 100

25 mm²


Width / Height / Depth	mm
max. current / max. conductor	A/mm ²
max. clamping range	mm ²

30.2 / 49 / 55.4
101 / 25
1.5...25



Technical data

Rated data		
Rated voltage		V
Rated current		A
for wire cross-section	25 mm ²	mm ²
Rated impulse withstand voltage / Pollution severity		
Overvoltage category / UL 94 flammability rating		
Approvals		
Clamped conductors (H05V/H07V)		
Solid / Stranded	25 mm ²	mm ²
	10 mm ²	mm ²
Flexible with ferrule	25 mm ²	mm ²
	10 mm ²	mm ²
Stripping length / Blade size	25 mm ²	mm/-
	10 mm ²	mm/-
Tightening torque		Nm

Note

DIN EN 60998-1, IEC 61238-1A

IEC	UL	CSA	EN 60079-7
1000			
101			
25			
	8 kV / 3		
	III / V-0		

Rated connection

2.5...25 / 2.5...25
1.5...10 / 1.5...10
1.5...16
1.5...6
17 / M6 (+/- PZ2)
9 / M5 (+/- PZ2)

see appendix at the end of the chapter


B

Ordering data

Version	
	lichtgrau
	blau
	grün
Note	

Type	Qty.	Order No.
WPD 100 2X25/6X10 GY	1	1561910000
WPD 100 2X25/6X10 BI	1	1561920000
WPD 100 2X25/6X10 GN	1	1561930000




Accessories




End bracket	
	dark beige
	dark beige




Screwdriver

Type	Qty.	Order No.
WEW 35/2	100	1061200000
AEB 35 SC/1	50	1991920000
SDK PZ2 X 100	1	2749450000

Conductor connection data according to DIN EN 60998-1 (Cu), IEC 61238-1 class A (Cu+Al)

Input (x2)	Copper		Aluminium
2x25 mm ²			
25 mm ²	3 Nm	3 Nm	4 Nm
16 mm ²			
10 mm ²			
6 mm ²			
4 mm ²			
2.5 mm ²			
1.5 mm ²			
Stripping lengths screw	17 mm M6 (+/- PZ2)		

Output (x6)	Copper		Aluminium
6x16 mm ²			
10 mm ²	2 Nm	2 Nm	3 Nm
6 mm ²			
4 mm ²			
2.5 mm ²			
1.5 mm ²			
Stripping lengths screw	9 mm M5 (+/- PZ2)		

 Stranded
  Solid
  Flexible with ferrule

Application range

B

