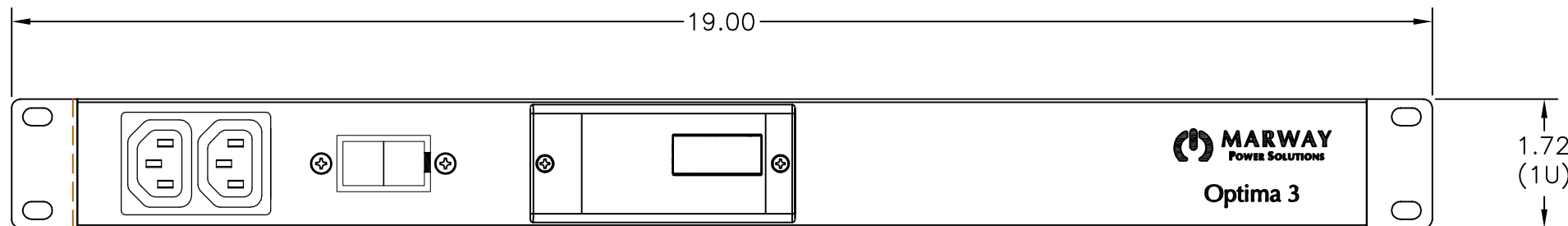
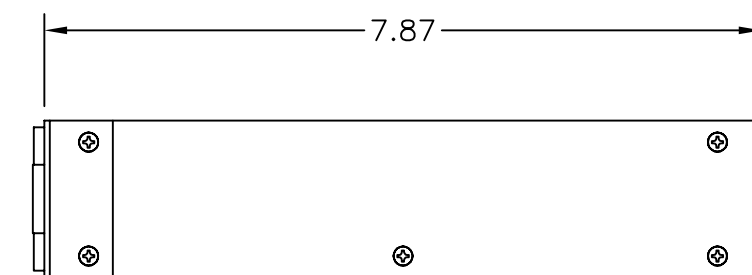


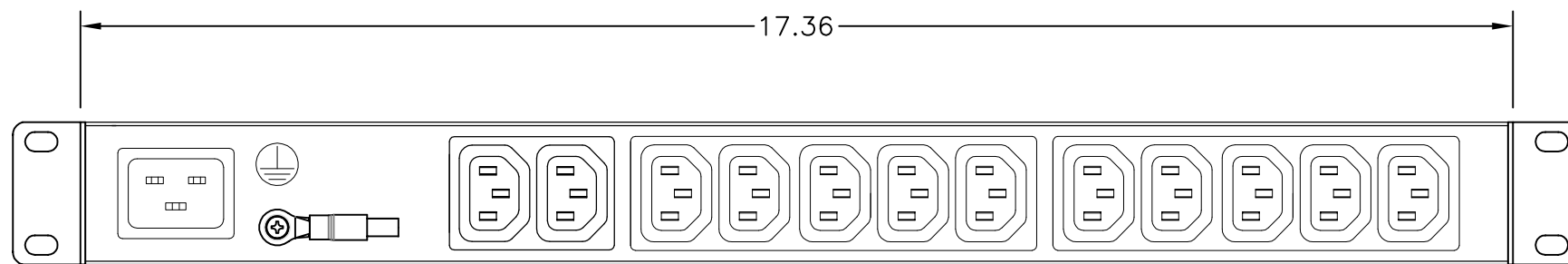
REVISIONS				
ECN#	REV	DESCRIPTION	DATE	BY
	A	INITIAL RELEASE	8/19/22	HC



FRONT VIEW



SIDE VIEW



REAR VIEW

Configuration	Features	VMtr, AMtr, EMI, Srg
	Layout	1 U
Input 1	Voltage	100-240 Vac, Single Phase, 50/60 Hz
	Max Current	20 Amps
	Max Load	3.84 KVA
	Connection	C20
	Voltage Monitor	Digital
	Current Monitor	Digital
Outlets	All Panels [1][2]	(14) C13, 100-240V
Protection	Spike/Surge Suppression [1]	Yes
	EMI Filter [1]	Yes
	Over Current [1]	(1) 20A Main Breaker
Env Sensors	Temperature	None
	Humidity	None
	Interlocks	None
	EPO	None
Communications	Display	Multi-function Controller
	Serial	None
	Ethernet	None
	Protocols	None

Physical	Dimensions	1 U x 19" W x 8" D
	Materials	Chassis: Steel
	Finishes	Chassis: Painted Black, FrontPanel: Painted Black
Operating	Temperature	32°F to 122°F
	Humidity	5 %RH to 85 %RH
	Elevation	6,562 feet
Conformance	Warranty	http://www.marway.com/warranty
	Safety Certifications	UL, CUL, CE, RoHS
	Environment Certifications	None
Notes:		
[1] Certain details of the circuitry may only be revealed by the schematic (available separately)		
[2] S = switched, V = monitored voltage, A = monitored amps		

UNLESS OTHERWISE SPECIFIED DIMENSIONS ARE IN INCHES (MILLIMETERS) TOLERANCES ARE: ANGLES ± .5° DECIMALS .006 ± .003 HOLE DIA ± .010		METAL NO.		SILK NO.		APPROVALS		DATE		MARWAY POWER SOLUTIONS 1721 S. GRAND AVE. SANTA ANA, CA 92705 PH: (714) 917-6200 FX: (714) 917-6253	
DO NOT SCALE DRAWING		DRAWN		HC		8/19/22		SPECIFICATION DRAWING-- MPD 320011-000		SIZE D CAGE CODE 60955 DWG NO. 320011-000 REV A	
FINISH:		CHECKED		APPROVED		SCALE NONE		COMPUTER FILE NO. P320011-000 REV A SHEET 1 OF 1		PROPRIETARY NOTICE THE INFORMATION CONTAINED IN THIS DRAWING IS THE SOLE PROPERTY OF MARWAY POWER SOLUTIONS. ANY REPRODUCTION IN PART OR AS A WHOLE WITHOUT THE WRITTEN PERMISSION OF MARWAY POWER SOLUTIONS IS STRICTLY PROHIBITED.	