


# 59070 M8 Plastic Threaded Barrel Sensor + 57070 Actuator



## Description

The 59070 is a small plastic barrel sensor with a M8 x 1.25 thread, 38.1mm (1.500") long with a choice of normally open, normally open high voltage, normally closed or change over contacts. It is capable of switching up to 265Vac/300Vdc at 10VA. It functions best with the 57070 actuator.

**Note: The 57070 Actuator is sold separately.**

## Features

- Two-part magnetically operated proximity sensor
- Threaded barrel with retaining nuts
- Available as M8 (57070/59070) or 5/16 (57065/59065) size options
- Customer defined sensitivity option
- Choice of cable length and connector

## Agency Approvals

Agency	Agency File Number
	E61760

Note: Contact Littelfuse for specific agency approval ratings.

## Benefits

- Simple installation and adjustment using supplied retaining nuts
- Operates through non-ferrous materials such as wood, plastic or aluminium
- Excellent for switching micro-controller logic level loads.
- No standby power requirement

## Dimensions

Dimensions in mm (inch)

### Actuator



### Sensor



Different cable options available.

## Applications

- Position and Limit Sensing
- Security System Switch
- Industrial Process Control
- Linear Actuators

# 59070 M8 Plastic Threaded Barrel Sensor + 57070 Actuator

## Electrical Ratings

Contact Type			Normally Open	Normally Open High Voltage	Change Over	Normally Closed
Switch Type			1	2	3	4
Contact Rating <sup>1</sup>		VA/Watt - max.	10	10	5	5
Voltage <sup>4</sup>	Switching <sup>2</sup>	Vdc - max.	200	300	175	175
		Vac - max.	140	265	120	120
	Breakdown <sup>3</sup>	Vdc - min.	250	400	200	200
Current <sup>4</sup>	Switching <sup>2</sup>	Adc - max.	0.5	0.4	0.25	0.25
		Aac - max.	0.35	0.30	0.18	0.18
	Carry	Adc - max.	1.2	1.4	1.5	1.5
Resistance <sup>5</sup>	Contact, Initial Insulation	Ω - max.	0.2	0.2	0.2	0.2
		Ω - min.	10 <sup>10</sup>	10 <sup>10</sup>	10 <sup>9</sup>	10 <sup>9</sup>
Capacitance	Contact	pF - typ.	0.3	0.2	0.3	0.3
Temperature	Operating	°C	-40 to +105	-20 to +105	-40 to +105	-40 to +105

## Product Characteristics

Operate Time <sup>6</sup>		ms - max.	1.0	1.0	3.0	3.0
Release Time <sup>6</sup>		ms - max.	1.0	1.0	3.0	3.0
Shock <sup>7</sup>	11ms ½ sine	G - max.	100	100	50	50
Vibration <sup>7</sup>	50-2000 Hz	G - max.	30	30	30	30

**Notes:**

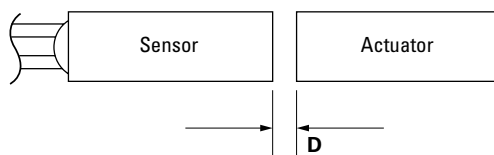
- Contact rating - Product of the switching voltage and current should never exceed the wattage rating. Contact Littelfuse for additional load/life information.
- When switching inductive and/or capacitive loads, the effects of transient voltages and/or currents should be considered. Refer to Application Notes AN108A and AN107 for details.
- Breakdown Voltage - per MIL-STD-202, Method 301.
- Electrical Load Life Expectancy - Contact Littelfuse with voltage, current values along with type of load.
- This resistance value is for 11.81mm wire length. Resistance changes when wire lengthens.
- Operate (including bounce)/Release Time - per EIA/NARM RS-421-A, diode suppressed coil (Coil II).
- Shock and Vibration - per EIA/NARM RS-421-A and MIL-STD-202.
- For custom modifications to the wire length or size, or adding a special connector, please contact Littelfuse.

## Sensitivity Options (Using 57070 Actuator)

Select Option		S		T		U		V	
Switch Type	Pull-In AT Range	Activate Distance-D mm (inch) Average	Pull-In AT Range	Activate Distance-D mm (inch) Average	Pull-In AT Range	Activate Distance-D mm (inch) Average	Pull-In AT Range	Activate Distance-D mm (inch) Average	
1	Normally Open	12-18	8.4 (.330)	17-23	6.6 (.260)	22-28	5.1 (.200)	27-33	4.0 (.157)
2	High Voltage	--	--	17-23	6.6 (.260)	22-28	5.1 (.200)	27-33	4.0 (.157)
3	Change Over	15-20	6.5 (.255)	20-25	4.9 (.193)	25-30	3.7 (.146)	--	--
4	Normally Closed	15-20	6.5 (.255)	20-25	4.9 (.193)	25-30	3.7 (.146)	--	--

**Note:**

- Pull-In AT Range: These AT values are the bare reed switch AT before modification.
- The activation distance is average value on the final sensor assembly.



Schematics	Switch Type
	1 and 2
	3
	4

# 59070 M8 Plastic Threaded Barrel Sensor + 57070 Actuator



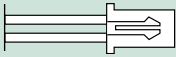
## Cable Length Specification

Cable Type: 24 AWG 7/32 PVC 105°C UL1430/UL1569

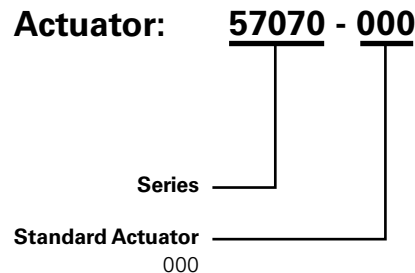
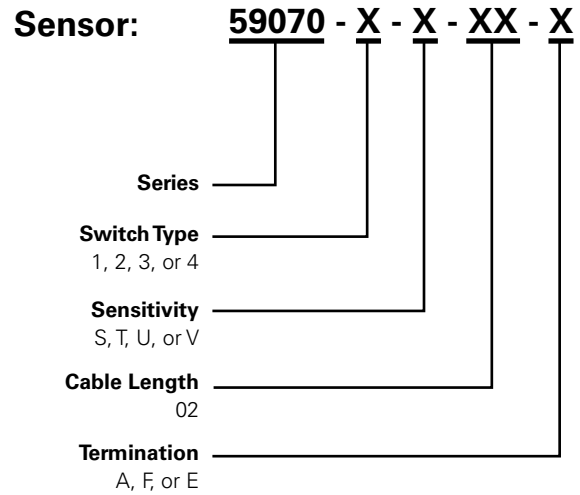
Select Option	Cable Length mm (inch)
02	300 (11.81)

## Termination Specification

### Termination Options

Select Option	Description (Two-wire versions illustrated)	
A	Tinned leads (6.4±0.76)mm	
F	Untinned leads (6.4±0.76)mm	
E	JST type XHP 2.5mm pitch	

## Part Numbering System



Note: The 57070 Actuator is sold separately.

## Packaging

Packaging Option	Packaging Specification	Quantity	Quantity & Packaging Code	Taping Width
Bulk	Bulk	500	N/A	N/A

Disclaimer Notice - Information furnished is believed to be accurate and reliable. However, users should independently evaluate the suitability of and test each product selected for their own applications. Littelfuse products are not designed for, and may not be used in, all applications. Read complete Disclaimer Notice at [www.littelfuse.com/disclaimer-electronics](http://www.littelfuse.com/disclaimer-electronics).