

SENSOR

Die-cast zinc alloy nickel-plated body

CABLE

Shielded cable with black PVC sheath Ø 3.5 mm, bending radius when moving ≥ 34 mm.

CONNECTOR (IP67 PROTECTION)

Glass-fibre reinforced polyamide based (PA) technopolymer, black colour, matte finish.
NBR rubber O-Ring.

FEATURES AND APPLICATIONS

Snap assembly that facilitates insertion and guarantees correct connection even in the presence of vibrations or accidental tears.

SPECIAL EXECUTIONS ON REQUEST

Magnetic sensor with cable of different lengths (max. 5 m).

ASSEMBLY INSTRUCTIONS

- Insert the connector in the appropriate seat of the magnetic measuring system MPI-R10, and push it in until it clicks (Fig.1).
- Fix the magnetic sensor by using M3 screws (not included in the supply). Distance between sensor and magnetic band to ensure a correct reading of the displacement: max 1 mm.

DISASSEMBLY INSTRUCTIONS

The connector can be removed simply by pulling with your fingers, gripping the appropriate notches. If necessary, use a slotted screwdriver to lever in the housing shown in Fig.2.



Fig.1

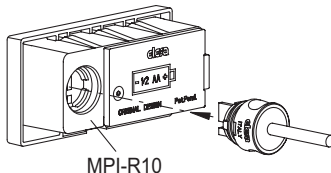
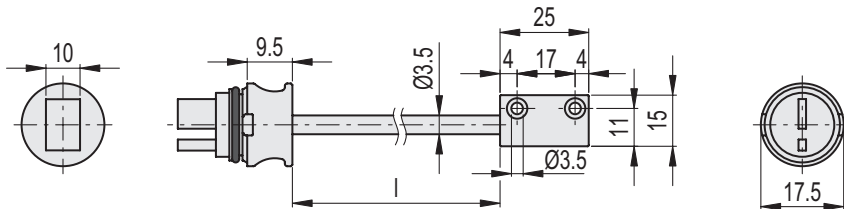
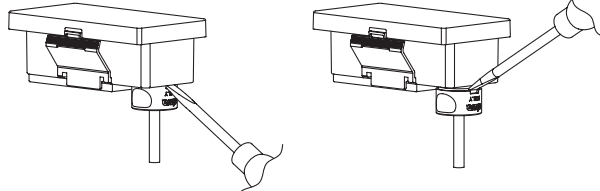


Fig.2



METRIC

Code	Description	I Cable length [mm]	⚖
CE.99961-02	FC-MPI-02	200	27
CE.99961-03	FC-MPI-03	300	39
CE.99961-05	FC-MPI-05	500	47
CE.99961-08	FC-MPI-08	800	59
CE.99961-12	FC-MPI-12	1200	75
CE.99961-20	FC-MPI-20	2000	107
CE.99961-25	FC-MPI-25	2500	127