




SFP28

TE Internal #: 1658391-2  
SFP, Cage Assembly with Integrated Connector, .03in [.8mm]  
Centerline, Signal, Operating Temperature Range -55 - 105 °C [-67 - 221 °F]

[View on TE.com >](#)

Connectors > Pluggable IO Connectors & Cages > SFP+ Stacked Cage Assemblies



Pluggable I/O Product Type: **Cage Assembly with Integrated Connector**  
Centerline (Pitch): **.8 mm [ .03 in ]**  
Sealable: **No**  
Circuit Application: **Signal**  
Operating Temperature Range: **-55 - 105 °C [ -67 - 221 °F ]**

[All SFP+ Stacked Cage Assemblies \(122\)](#)

Features

Product Type Features

Cage Type	Stacked
Pluggable I/O Product Type	Cage Assembly with Integrated Connector
Sealable	No
Form Factor	SFP

Configuration Features

Number of Positions	40
Number of Ports	2
Port Matrix Configuration	2 x 1

Electrical Characteristics

Data Rate (Max)	4 Gb/s
-----------------	--------

Contact Features

Contact Current Rating (Max)	.5 A
------------------------------	------



Termination Features

Termination Method to Printed Circuit Board	Through Hole - Press-Fit
---	--------------------------

Housing Features

Centerline (Pitch)	.8 mm[.03 in]
--------------------	---------------

Usage Conditions

Operating Temperature Range	-55 - 105 °C[-67 - 221 °F]
-----------------------------	----------------------------

Operation/Application

Pluggable I/O Applications	SFP
Circuit Application	Signal

Other

Included Lightpipe	No
EMI Containment Feature Type	Internal/External EMI Springs

Product Compliance

For compliance documentation, visit the product page on TE.com>




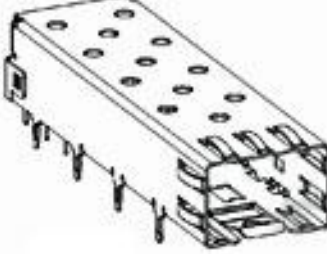

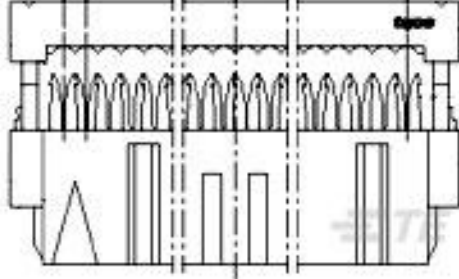


EU RoHS Directive 2011/65/EU	Compliant
EU ELV Directive 2000/53/EC	Compliant
China RoHS 2 Directive MIIT Order No 32, 2016	No Restricted Materials Above Threshold
EU REACH Regulation (EC) No. 1907/2006	Current ECHA Candidate List: JAN 2024 (240) Candidate List Declared Against: JAN 2024 (240) Does not contain REACH SVHC
Halogen Content	Not Low Halogen - contains Br or Cl > 900 ppm.
Solder Process Capability	Not applicable for solder process capability

Product Compliance Disclaimer

This information is provided based on reasonable inquiry of our suppliers and represents our current actual knowledge based on the information they provided. This information is subject to change. The part numbers that TE has identified as EU RoHS compliant have a maximum concentration of 0.1% by weight in homogenous materials for lead, hexavalent chromium, mercury, PBB, PBDE, DBP, BBP, DEHP, DIBP, and 0.01% for cadmium, or qualify for an exemption to these limits as defined in the Annexes of Directive 2011/65/EU (RoHS2). Finished electrical and electronic equipment products will be CE marked as required by Directive 2011/65/EU. Components may not be CE marked. Additionally, the part numbers that TE has identified as EU ELV compliant have a maximum concentration of 0.1% by weight in homogenous materials for lead, hexavalent chromium, and mercury, and 0.01% for cadmium, or qualify for an exemption to these limits as defined in the Annexes of Directive 2000/53/EC (ELV). Regarding the REACH Regulation, the information TE provides on SVHC in articles for this part number is based on the latest European Chemicals Agency (ECHA) 'Guidance on requirements for substances in articles' posted at this URL: <https://echa.europa.eu/guidance-documents/guidance-on-reach>



Customers Also Bought

 <p>TE Part # 1415898 RTS3T012</p>	 <p>TE Part # 1367073-1 20 POS SMT CONN, SFP, 15AU</p>	 <p>TE Part # 2324869-1 CONNECTOR ASSEMBLY, SMT, PDNI, OSFP</p>	 <p>TE Part # 2227302-1 CAGE ASSY, PRESS FIT, SFP</p>
 <p>TE Part # 1367147-1 SFP COVER, UNPLATED</p>	 <p>TE Part # 2-215911-0 20 WAY GREY MK II RECP</p>	 <p>TE Part # 5352069-1 Z-PACK/B25 RAF 125P</p>	 <p>TE Part # 796136-1 ASSY, SMT BATTERY CONN</p>

Documents

Product Drawings

SFP CAGE&PT ASSY PRESS FIT 2X1

English

CAD Files

3D PDF

3D

Customer View Model

ENG\_CVM\_CVM\_1658391-2\_A.2d\_dxf.zip

English

Customer View Model

ENG\_CVM\_CVM\_1658391-2\_A.3d\_igs.zip

English

Customer View Model

ENG\_CVM\_CVM\_1658391-2\_A.3d\_stp.zip

English

By downloading the CAD file I accept and agree to the [Terms and Conditions](#) of use.

Product Specifications

Application Specification

English