




## Z18 Simple Sense

The cost-effective detection solution


**SICK**  
Sensor Intelligence.

Numerous housing and mounting options




## Flexible sensor for countless logistics applications

Whether the housing is hybrid, cylindrical or cuboid, whether with integrated M18 thread or basic mount: The Z18 Simple Sense product family includes a wide range of housing shapes and, thanks to numerous mounting options, can be flexibly adapted to the respective on-site requirements. This makes these sensors the ideal economical and reliable detection solution for all types of logistics applications, regardless of the type of system and installation situation.



Easy to integrate into various types of systems thanks to M18 standard thread.



Stepless alignment of the optics thanks to the ball-shaped housing.



Fits into a wide variety of system designs thanks to straight or angled cable outlet.



**Easy integration: Thanks to the wide range of housing variants and mounting options, the sensors can be mounted in all types of plants with speed and flexibility.**

## Reliable performance



## High cost-effectiveness combined with reliable performance

The level of performance that has come to be expected of SICK does not have to be sacrificed at close range either: The Z18 Simple Sense sensors offer high ambient light immunity, they are reliable, and they are unlikely to suffer from interference. There is no chance of the sensors being adjusted inadvertently, as they have been reduced to the essentials. In addition, Z18 Simple Sense devices reduce downtime and impress with an excellent price/performance ratio.



Through-beam photoelectric sensors for door and gate protection.



Photoelectric retro-reflective sensors for applications on roller conveyors.



**The reliable and cost-effective solution for standard applications at close range: Z18 Simple Sense photoelectric sensors offer maximum optical performance in a miniature size.**



## Technical data overview

<b>Dimensions (W x H x D)</b>	13.6 mm x 34.8 mm x 21.9 mm 13.6 mm x 42.9 mm x 33.3 mm 13.6 mm x 40.8 mm x 33.3 mm 13.6 mm x 44.2 mm x 33.3 mm 24 mm x 42.6 mm x 33.3 mm 13.6 mm x 31 mm x 22.4 mm 23.3 mm x 24 mm x 26 mm 14.4 mm x 20.5 mm x 23 mm 13.6 mm x 34.8 mm x 23 mm 13.6 mm x 45.1 mm x 31.7 mm 24 mm x 44.7 mm x 33.3 mm 14.4 mm x 18 mm x 23 mm 13.6 mm x 41.7 mm x 31.7 mm
<b>Functional principle detail</b>	Dual lens Energetic Background suppression (depending on type)
<b>Light source</b>	LED / PinPoint LED (depending on type)
<b>Type of light</b>	Infrared light / visible red light (depending on type)
<b>Enclosure rating</b>	IP67
<b>Housing material</b>	Plastic
<b>Adjustment</b>	None

## Product description

The Z18 Simple Sense sensors are the ideal detection solution for standard applications at close range. With a wide variety of housing options, mounting options and principles of operation, the hybrid photoelectric sensors are suitable for all types of detection environments. The sensors are easy to install and, thanks to their compact size, can be easily integrated into existing plants and systems even where space is limited. Thanks to this combination of exceptional performance and maximum economy, the Z18 Simple Sense sensors are the ideal solution anywhere reliable presence detection is required.

## At a glance

- Modern OES4 ASIC technology for excellent optical performance and ambient light immunity
- Housing formats: Cylindrical (with M18 thread), cuboid, and hybrid
- Wide range of mounting options
- Programmable switching outputs
- No protection class II power supply unit required

## Your benefits

- Simple and practical sensor solution for reliable presence detection
- Cost-effective detection: Optimum optical performance in a miniature size with excellent price/performance ratio
- Minimal downtime: The sensor cannot be accidentally adjusted thanks to the simple design
- Flexible use: Thanks to the many housing and mounting options, Z18 Simple Sense sensors can be used in a wide range of application environments, even in the tightest spaces
- High compatibility: Programmable switching output for easy integration into existing systems
- Low installation costs thanks to quick and easy mounting

## Fields of application

- Standard applications on conveyor belts
- Simple applications in factory automation
- Doors, gates, and turnstiles
- Access gates
- Customer-specific solutions and logistics applications

## Ordering information

Other models and accessories → [www.sick.com/Z18\\_Simple\\_Sense](http://www.sick.com/Z18_Simple_Sense)

- **Communication interface:** -
- **Mounting system type:** M18, head/side (24.1 ... 25.4 mm)

Sensor/ detection principle	Sensing range max.	Sensing range	Switching output Q1	Switching output Q2	Conne- ction type	Type	Part no.		
Photoelec- tric proxim- ity sensor, Background suppression	0 ... 150 mm	50 mm	NPN, Light switching	Not connected	Male connec- tor M8, 4-pin	ZTB18-BNZ3A1D02	1118609		
			PNP, Dark switching	Not connected	Cable open end, 4-wire, 2,000 mm	ZTB18-2FZ1G1D02	1099195		
			PNP, Light switching	Not connected	Cable with M12 male connector, 4- pin, 150 mm	ZTB18-APZ4B1D02	1100590		
			Push-pull: PNP/NPN, Light switching	Push-pull: PNP/NPN, Dark switching	Cable open end, 4-wire, 2,000 mm	ZTB18-2AB1G1D02	1095787		
					Cable with M12 male connector, 4- pin, 150 mm	ZTB18-2AB4B1D02	1095789		
					Cable with male connector M8, 4-pin, snap, 150 mm	ZTB18-2AB5B1D02	1095791		
		100 mm	Push-pull: PNP/NPN, Light switching	Push-pull: PNP/NPN, Dark switching	Cable open end, 4-wire, 2,000 mm	ZTB18-2AB1G1D04	1095788		
					Cable with M12 male connector, 4- pin, 150 mm	ZTB18-2AB4B1D04	1095790		
					Cable with male connector M8, 4-pin, snap, 150 mm	ZTB18-2AB5B1D04	1095792		
		Photoelectric proximity sen- sor, Energetic	500 ... 1000 mm	700 mm	Push-pull: PNP/NPN, Light switching	Push-pull: PNP/NPN, Dark switching	Cable open end, 4-wire, 2,000 mm	ZTE18-2AB1G2	1095833
							Cable with M12 male connector, 4- pin, 150 mm	ZTE18-2AB4B2	1095834
							Cable with male connector M8, 4-pin, snap, 150 mm	ZTE18-2AB5B2	1095835

<sup>1)</sup> Open Collector.

Sensor/ detection principle	Sensing range max.	Sensing range	Switching output Q1	Switching output Q2	Conne- ction type	Type	Part no.			
Photoelec- tric retro-re- flective sen- sor, Dual lens	4 ... 7 m	5 m	-	PNP, Light switching <sup>1)</sup>	Cable with connector RJ11, 6-pin, 2,000 mm	ZLD18-2ZHAG8	1124562			
						NPN, Dark switching	Not connected	Cable open end, 4-wire, 2,000 mm	ZLD18-2EZ1G8	1100596
									NPN, Light switching	Not connected
			Cable with connector RJ11, 6-pin, 1,000 mm	ZLD18-ANZAE8	1096976					
				ZLD18-ANZAE8P10	1096993					
			Cable with connector RJ11, 6-pin, 1,500 mm	ZLD18-ANZAF8	1096978					
				ZLD18-ANZAF8P10	1096994					
			Cable with connector RJ11, 6-pin, 2,000 mm	ZLD18-ANZAG8	1096979					
				ZLD18-ANZAG8P10	1096995					
			Cable with connector RJ11, 6-pin, 2,500 mm	ZLD18-ANZAH8	1096980					
				ZLD18-ANZAH8P10	1096996					
			Cable with connector RJ11, 6-pin, 3,000 mm	ZLD18-ANZAK8	1096981					
				ZLD18-ANZAK8P10	1096997					
			Cable with con- nector RJ11, 6- pin, 500 mm	ZLD18-ANZAD8	1096975					
				ZLD18-ANZAD8P10	1096992					
PNP, Dark switching	Not connected	Cable open end, 4-wire, 2,000 mm	ZLD18-2FZ1G8	1099303						
			ZLD18-AFZ1G8	1096983						
			Cable with M12 male connector, 4- pin, 150 mm	ZLD18-AFZ4B8	1096986					
				ZLD18-BFZ4B8	1100620					
Photoelec- tric retro-re- flective sen- sor, Dual lens	4 ... 7 m	5 m	PNP, Dark switching	Not connected	Cable with M8 male con- nector, 4- pin, 150 mm	ZLD18-AFZ3B8	1100630			
						Cable with M8 male con- nector, 4-pin, 2,000 mm	ZLD18-2FZ3G8	1097107		
							ZLD18-AFZAG8	1100621		

<sup>1)</sup> Open Collector.

Sensor/ detection principle	Sensing range max.	Sensing range	Switching output Q1	Switching output Q2	Conne- tion type	Type	Part no.
					Male connector M12, 4-pin	ZLD18-BFZ4A8	1100593
					Male connector M8, 4-pin	ZLD18-BFZ3A8	1100625
					Terminal connection Wago 733-103, 3-pin, 2,000 mm	ZLD18-BFZCG8	1100594
		ZLD18-BFZCG8P32	1100595				
		5 m	PNP, Dark switching	Not connected	Terminal connection Wago 733-103, 3-pin, 800 mm	ZLD18-1FZC18	1089971
					Terminal connection Wago 733-103, 4-pin, 2,000 mm	ZLD18-BFZDG8	1100617
							ZLD18-BFZDG8P32

<sup>1)</sup> Open Collector.

Sensor/ detection principle	Sensing range max.	Sensing range	Switching output Q1	Switching output Q2	Conne- ction type	Type	Part no.		
				PNP, Alarm output	Cable with M8 male con- nector, 4- pin, 800 mm	ZLD18-2FT318	1125206		
					Terminal con- nection Wago 733-103, 4- pin, 800 mm	ZLD18-2FTD18	1089969		
				PNP, Health output	Male connector M12, 4-pin	ZLD18-2FR4A8	1099304		
			PNP, Dark switching <sup>1)</sup>	Not connected	Cable with M8 male con- nector, 4-pin, 1,000 mm	ZLD18-2KZ3E8	1097873		
					Cable with M8 male con- nector, 4-pin, 2,000 mm	ZLD18-2KZ3G8	1097874		
					Cable with connector RJ11, 6-pin, 1,000 mm	ZLD18-2KZAE8	1097821		
					Cable with connector RJ11, 6-pin, 2,000 mm	ZLD18-2KZAG8	1097820		
					PNP, Health output	Cable with M8 male con- nector, 4-pin, 1,000 mm	ZLD18-2KR3E8	1126948	
						Cable with M8 male con- nector, 4-pin, 2,000 mm	ZLD18-2KR3G8	1126944	
						Cable with connector RJ11, 6-pin, 2,000 mm	ZLD18-2KRAG8	1126942	
						Cable with con- nector RJ11, 6- pin, 800 mm	ZLD18-2KRA18	1099219	
					PNP, Light switching	Not connected	Cable open end, 4-wire, 2,000 mm	ZLD18-APZ1G8	1096982
							Cable open end, 4-wire, 3,000 mm	ZLD18-APZ1K8	1096988
			Cable with M12 male connector, 4- pin, 150 mm	ZLD18-APZ4B8			1096985		
			Cable with M12 male connector, 4- pin, 2,000 mm	ZLD18-BPZ4G8			1100609		
			Cable with M8 male con- nector, 4- pin, 150 mm	ZLD18-APZ3B8			1096987		
			Cable with connector RJ11, 6-pin	ZLD18-APZAE8			1096989		



Sensor/ detection principle	Sensing range max.	Sensing range	Switching output Q1	Switching output Q2	Conne- ction type	Type	Part no.	
Photoelec- tric retro-re- flective sen- sor, Dual lens	4 ... 7 m	5 m	PNP, Light switching	PNP, Dark switching	Cable with M8 male con- nector, 4- pin, 150 mm	ZLD18-2PF3B8	1131591	
			PNP, Light switching <sup>1)</sup>	Not connected	Cable with M8 male con- nector, 4-pin, 2,000 mm	ZLD18-2HZ3G8	1127421	
					Cable with connector RJ11, 6-pin, 2,000 mm	ZLD18-2HZAG8	1099217	
			Push-pull: PNP/NPN, Light switching	Not connected	Cable with connector M8, 3-pin, 150 mm	ZLD18-2AZ2B8	1101160	
					Push-pull: PNP/NPN, Dark switching	Cable open end, 4-wire, 2,000 mm	ZLD18-2AB1G8	1095736
						Cable with M12 male connector, 4- pin, 150 mm	ZLD18-2AB4B8	1095737
						Cable with male connector M8, 4-pin, snap, 150 mm	ZLD18-2AB5B8	1095738
			7.8 m	NPN, Dark switching	Not connected	Cable open end, 4-wire, 2,000 mm	ZLD18-2EZ1G2	1099177
				NPN, Light switching	Not connected	Cable open end, 4-wire, 2,000 mm	ZLD18-2NZ1G2	1099159
		PNP, Dark switching		Not connected	Cable with M12 male connector, 4- pin, 150 mm	ZLD18-2FZ4B2	1124136	

<sup>1)</sup> Open Collector.

Sensor/ detection principle	Sensing range max.	Sensing range	Switching output Q1	Switching output Q2	Conne- ction type	Type	Part no.
					Cable with con- nector RJ11, 6- pin, 150 mm	ZLD18-2FZAB2	1104801
					Cable with connector RJ11, 6-pin, 2,000 mm	ZLD18-2FZAG2	1110913
					Terminal con- nection Wago 733-103, 3- pin, 1,000 mm	ZLD18-1FZCE2	1124386
					Terminal con- nection Wago 733-103, 3- pin, 2,000 mm	ZLD18-1FZCG2	1124387
					Terminal con- nection Wago 733-103, 3- pin, 3,000 mm	ZLD18-1FZCK2	1124388
					Terminal con- nection Wago 733-103, 4- pin, 1,000 mm	ZLD18-1FZDE2	1124384
					Terminal con- nection Wago 733-103, 4- pin, 2,000 mm	ZLD18-1FZDG2	1123163
					Terminal con- nection Wago 733-103, 4- pin, 3,000 mm	ZLD18-1FZDK2	1124385
					Terminal con- nection Wago 733-103, 4- pin, 800 mm	ZLD18-2FZD12	1133296
					PNP, Light switching	Not connected	Cable open end, 4-wire, 2,000 mm
			Cable with M12 male connector, 4- pin, 150 mm	ZLD18-1PZ4B2			1129031
			Cable with connector M8, 3-pin	ZLD18-2PZ2A2			1099400
			Cable with connector RJ11, 6-pin, 1,000 mm	ZLD18-APZAE2			1123668
			Cable with connector RJ11, 6-pin, 2,000 mm	ZLD18-APZAG2			1137361
			Push-pull: PNP/NPN, Light switching	Push-pull: PNP/NPN, Dark switching	Cable open end, 4-wire, 2,000 mm	ZLD18-2AB1G2	1095724
						ZLD18-2AB1G2P11	1103573
					Cable with M12 male connector, 4- pin, 150 mm	ZLD18-2AB4B2	1095725
						ZLD18-2AB4B2P11	1103574
						ZLD18-2AB4B2P37	1103575
				Cable with	ZLD18-2AB5B2	1095726	

Sensor/ detection principle	Sensing range max.	Sensing range	Switching output Q1	Switching output Q2	Conne- ction type	Type	Part no.	
Through-beam photoelec- tric sensor	12 ... 20 m	17 m	Push-pull: PNP/NPN, Light switching	Push-pull: PNP/NPN, Dark switching	M8, 4-pin, snap, 150 mm			
					Cable open end, 4-wire, 2,000 mm	ZSE18-2AB1G3	1095845	
					Cable with M12 male connector, 4- pin, 150 mm	ZSE18-2AB4B3	1095847	
						Cable with male connector M8, 4-pin, snap, 150 mm	ZSE18-2AB5B3	1095849
	20 ... 45 m	22 m	Push-pull: PNP/NPN, Light switching	Push-pull: PNP/NPN, Dark switching	Cable open end, 4-wire, 2,000 mm	ZSE18-2AB1G8	1095846	
					Cable with M12 male connector, 4- pin, 150 mm	ZSE18-2AB4B8	1095848	
					Cable with male connector M8, 4-pin, snap, 150 mm	ZSE18-2AB5B8	1095850	

<sup>1)</sup> Open Collector.

- **Communication interface:** -
- **Mounting system type:** M18, head/M18, base

Sensor/ detection principle	Sensing range max.	Sensing range	Switching output Q1	Switching output Q2	Conne- ction type	Type	Part no.		
Photoelec- tric proxim- ity sensor, Background suppression	0 ... 150 mm	50 mm	NPN, Dark switching	Not connected	Male connector M12, 4-pin	ZTB18-4EZ4A1D02	1100592		
			PNP, Light switching	Not connected	Male connector M12, 4-pin	ZTB18-4PZ4A1D02	1100591		
			Push-pull: PNP/NPN, Light switching	Push-pull: PNP/NPN, Dark switching	Cable open end, 4-wire, 2,000 mm	ZTB18-4AB1G1D02	1095793		
		Male connector M12, 4-pin			ZTB18-4AB4A1D02	1095795			
		Male connec- tor M8, 4-pin			ZTB18-4AB3A1D02	1095870			
		100 mm	PNP, Light switching	Not connected	Cable with M12 male connector, 4- pin, 150 mm	ZTB18-4PZ4B2D04	1128292		
					Cable with connector M8, 3-pin, 150 mm	ZTB18-4PZ2B2D04	1109590		
			Push-pull: PNP/NPN, Light switching	Push-pull: PNP/NPN, Dark switching	Cable open end, 4-wire, 2,000 mm	ZTB18-4AB1G1D04	1095794		
					Male connector M12, 4-pin	ZTB18-4AB4A1D04	1095796		
						ZTB18-4AB4A1S48	1102856		
					Male connec- tor M8, 4-pin	ZTB18-4AB3A1D04	1095871		
		150 mm	PNP, Light switching	Not connected	Cable with connector M8, 3-pin, 150 mm	ZTB18-4PZ2B2D06	1137500		
					PNP, Health output	Male connector M12, 4-pin	ZTB18-4PR4A1D06	1110981	
		Photoelectric proximity sen- sor, Energetic	500 ... 1000 mm	700 mm	Push-pull: PNP/NPN, Light switching	Push-pull: PNP/NPN, Dark switching	Cable open end, 4-wire, 2,000 mm	ZTE18-4AB1G2	1095836
							Male connector M12, 4-pin	ZTE18-4AB4A2	1091823
Male connec- tor M8, 4-pin	ZTE18-4AB3A2						1095874		
740 mm	PNP, Dark switching			Not connected	Cable open end, 4-wire, 2,000 mm	ZTE18-4FZ1G8	1131320		
					Cable with M12 male connector, 4- pin, 150 mm	ZTE18-4FZ4B8	1131328		
					Cable with con- nector RJ11, 6- pin, 150 mm	ZTE18-4FZAB8	1131330		
					Male connec- tor M8, 4-pin	ZTE18-4FZ3A8	1131322		

Sensor/ detection principle	Sensing range max.	Sensing range	Switching output Q1	Switching output Q2	Conne- tion type	Type	Part no.
Photoelec- tric retro-re- flective sen- sor, Dual lens	4 ... 7 m	5 m	NPN, Dark switching	Not connected	Cable open end, 4-wire, 2,000 mm	ZLD18-4EZ1G8	1100627
					Male connector M12, 4-pin	ZLD18-4EZ4A8	1100624
					Terminal con- nection Wago 733-103, 3- pin, 500 mm	ZLD18-4EZCD8	1099278
		NPN, Light switching	NPN, Alarm output	Cable open end, 4-wire, 2,000 mm	ZLD18-4NS1G8	1099297	

Sensor/ detection principle	Sensing range max.	Sensing range	Switching output Q1	Switching output Q2	Conne- ction type	Type	Part no.	
			NPN, Health output	NPN, Health output	Cable with connector RJ11, 6-pin, 1,500 mm	ZLD18-4NQAF8	1099282	
				Not connected	Male connector M12, 4-pin	ZLD18-4NZ4A8	1104867	
			PNP, Dark switching	Not connected	Cable open end, 4-wire, 2,000 mm	ZLD18-4FZ1G8	1100622	
					Cable with M12 male connector, 4- pin, 150 mm	ZLD18-4FZ4B8	1131245	
					Male connector M12, 4-pin	ZLD18-4FZ4A8	1099298	
					Male connec- tor M8, 4-pin	ZLD18-4FZ3A8	1100623	
					PNP, Health output	Male connector M12, 4-pin	ZLD18-4FR4A8	1100629
					PNP, Light switching	Not connected	Cable open end, 4-wire, 2,000 mm	ZLD18-4PZ1G8
			Male connector M12, 4-pin	ZLD18-4PZ4A8			1099295	
			Male connec- tor M8, 4-pin	ZLD18-4PZ3A8			1089836	
			Push-pull: PNP/NPN, Light switching	Push-pull: PNP/NPN, Dark switching	Cable open end, 4-wire, 2,000 mm	ZLD18-4AB1G8	1095739	
					Male connector M12, 4-pin	ZLD18-4AB4A8	1095740	
					Male connec- tor M8, 4-pin	ZLD18-4AB3A8	1095873	
			7.8 m	NPN, Dark switching	Not connected	300 mm	ZLD18-4EZ0C2S19	1100631
							ZLD18-4EZ0C2S20	1100632
				PNP, Dark switching	PNP, Alarm output	Terminal con- nection Wago 733-103, 4- pin, 800 mm	ZLD18-4FTD12	1112876
				PNP, Light switching	Not connected	Cable with connector M8, 3-pin, 150 mm	ZLD18-4PZ2B2	1109591
				Push-pull: PNP/NPN, Light switching	Push-pull: PNP/NPN, Dark switching	Cable open end, 4-wire, 2,000 mm	ZLD18-4AB1G2	1095727
		Male connector M12, 4-pin				ZLD18-4AB4A2	1095728	
		Male connec- tor M8, 4-pin				ZLD18-4AB3A2	1095872	

Sensor/ detection principle	Sensing range max.	Sensing range	Switching output Q1	Switching output Q2	Conne- tion type	Type	Part no.
Through-beam photoelec- tric sensor	12 ... 20 m	17 m	Push-pull: PNP/NPN, Light switching	Push-pull: PNP/NPN, Dark switching	Cable open end, 4-wire, 2,000 mm	ZSE18-4AB1G3	1095851
					Male connector M12, 4-pin	ZSE18-4AB4A3	1095853
					Male connec- tor M8, 4-pin	ZSE18-4AB3A3	1095855
	20 ... 45 m	22 m	Push-pull: PNP/NPN, Light switching	Push-pull: PNP/NPN, Dark switching	Cable open end, 4-wire, 2,000 mm	ZSE18-4AB1G8	1095852
					Male connector M12, 4-pin	ZSE18-4AB4A8	1095854
					Male connec- tor M8, 4-pin	ZSE18-4AB3A8	1095856

- **Communication interface:** -
- **Mounting system type:** 24 mm, ball/M18, base

Sensor/detection principle	Sensing range max.	Sensing range	Switching output Q1	Switching output Q2	Connection type	Type	Part no.
Photoelectric retro-reflective sensor, Dual lens	4 ... 7 m	5 m	NPN, Light switching	NPN, Health output	Cable with connector RJ11, 6-pin, 1,500 mm	ZLD18-5NQAF8	1134317
				Not connected	Cable with male connector M8, 4-pin, snap, 2,000 mm	ZLD18-5NZ5G8	1099294
			PNP, Light switching	Not connected	Male connector M8, 4-pin	ZLD18-5PZ3A8	1089834
				PNP, Alarm output	Male connector M8, 4-pin	ZLD18-5PT3A8	1089835
Through-beam photoelectric sensor	20 ... 45 m	22 m	PNP, Light switching	Not connected	Male connector M8, 4-pin	ZSE18-5PZ3A8	1133214

- **Communication interface:** -
- **Mounting system type:** Side (24.1 ... 25.4 mm)

Sensor/detection principle	Sensing range max.	Sensing range	Switching output Q1	Switching output Q2	Connection type	Type	Part no.
Photoelectric proximity sensor, Background suppression	0 ... 150 mm	150 mm	Push-pull: PNP/NPN, Light switching	Push-pull: PNP/NPN, Dark switching	Cable open end, 4-wire, 2,000 mm	ZTB18-7AB1G1D06	1106124
Photoelectric retro-reflective sensor, Dual lens	4 ... 7 m	5 m	PNP, Light switching <sup>1)</sup>	Not connected	Cable open end, 4-wire, 2,000 mm	ZLD18-7HZ1G8	1098622
						ZLD18-GHZ1G8	1098352
		7.8 m	NPN, Dark switching	Not connected	Cable open end, 4-wire, 2,000 mm	ZLD18-7EZ1G2	1104282
						ZLD18-7EZ1G2P38	1104283
PNP, Light switching	PNP, Dark switching	Cable with M12 male connector, 4-pin, 150 mm	ZLD18-7PF4B2	1103896			

<sup>1)</sup> Open Collector.



Sensor/ detection principle	Sensing range max.	Sensing range	Switching output Q1	Switching output Q2	Conne- ction type	Type	Part no.
Through-beam photoelec- tric sensor	12 ... 20 m	17 m	NPN, Dark switching <sup>1)</sup>	Not connected	Cable open end, 4-wire, 2,000 mm	ZSE18-7JZ1G3	1091128
						ZSE18-GJZ1G3	1091132
			NPN, Light switching <sup>1)</sup>	Not connected	Cable open end, 4-wire, 2,000 mm	ZSE18-7GZ1G3	1090302
						ZSE18-GGZ1G3	1091130
			PNP, Dark switching <sup>1)</sup>	Not connected	Cable open end, 4-wire, 2,000 mm	ZSE18-7KZ1G3	1091129
						ZSE18-GKZ1G3	1091133
	PNP, Light switching <sup>1)</sup>	Not connected	Cable open end, 4-wire, 2,000 mm	ZSE18-7HZ1G3	1091127		
				ZSE18-GHZ1G3	1091131		
	20 ... 45 m	22 m	Push-pull: PNP/NPN, Light switching	Push-pull: PNP/NPN, Dark switching	Cable open end, 4-wire, 1,000 mm	ZSE18-7AB1E8	1102788
						Cable with M8 male con- nector, 4- pin, 150 mm	ZSE18-7AB3B8

<sup>1)</sup> Open Collector.

- **Communication interface:** -
- **Mounting system type:** 24 mm, ball, without alignment aid

Sensor/ detection principle	Sensing range max.	Sensing range	Switching output Q1	Switching output Q2	Conne- ction type	Type	Part no.	
Photoelec- tric proxim- ity sensor, Background suppression	0 ... 150 mm	50 mm	Push-pull: PNP/NPN, Light switching	Push-pull: PNP/NPN, Dark switching	Cable open end, 4-wire, 2,000 mm	ZTB18-8AB1G1D02	1095797	
						Cable with M12 male connector, 4- pin, 150 mm	ZTB18-8AB4B1D02	1095799
						Cable with male connector M8, 4-pin, snap, 150 mm	ZTB18-8AB5B1D02	1095801
		100 mm	Push-pull: PNP/NPN, Light switching	Push-pull: PNP/NPN, Dark switching	Cable open end, 4-wire, 2,000 mm	ZTB18-8AB1G1D04	1095798	
						Cable with M12 male connector, 4- pin, 150 mm	ZTB18-8AB4B1D04	1095800
						Cable with male connector M8, 4-pin, snap, 150 mm	ZTB18-8AB5B1D04	1095802

Sensor/ detection principle	Sensing range max.	Sensing range	Switching output Q1	Switching output Q2	Conne- ction type	Type	Part no.
Photoelectric proximity sen- sor, Energetic	500 ... 1000 mm	700 mm	Push-pull: PNP/NPN, Light switching	Push-pull: PNP/NPN, Dark switching	Cable open end, 4-wire, 2,000 mm	ZTE18-8AB1G2	1095837
					Cable with M12 male connector, 4- pin, 150 mm	ZTE18-8AB4B2	1095838
					Cable with male connector M8, 4-pin, snap, 150 mm	ZTE18-8AB5B2	1095839
Photoelec- tric retro-re- flective sen- sor, Dual lens	4 ... 7 m	5 m	PNP, Dark switching	Not connected	Terminal con- nection Wago 733-103, 3- pin, 500 mm	ZLD18-8FZCD8	1099293
					Cable open end, 4-wire, 2,000 mm	ZLD18-8PF1G8	1119935
			Push-pull: PNP/NPN, Light switching	Push-pull: PNP/NPN, Dark switching	Cable open end, 4-wire, 2,000 mm	ZLD18-8AB1G8	1095733
					Cable with M12 male connector, 4- pin, 150 mm	ZLD18-8AB4B8	1095734
					Cable with male connector M8, 4-pin, snap, 150 mm	ZLD18-8AB5B8	1095735
		7.8 m	Push-pull: PNP/NPN, Light switching	Push-pull: PNP/NPN, Dark switching	Cable open end, 4-wire, 2,000 mm	ZLD18-8AB1G2	1095701
					Cable with M12 male connector, 4- pin, 150 mm	ZLD18-8AB4B2	1095722
					Cable with con- nector RJ11, 6- pin, 150 mm	ZLD18-8ABAB2	1104800
					Cable with male connector M8, 4-pin, snap, 150 mm	ZLD18-8AB5B2	1095723

Sensor/ detection principle	Sensing range max.	Sensing range	Switching output Q1	Switching output Q2	Conne- tion type	Type	Part no.
Through-beam photoelec- tric sensor	12 ... 20 m	17 m	Push-pull: PNP/NPN, Light switching	Push-pull: PNP/NPN, Dark switching	Cable open end, 4-wire, 2,000 mm	ZSE18-8AB1G3	1095857
					Cable with M12 male connector, 4- pin, 150 mm	ZSE18-8AB4B3	1095859
					Cable with male connector M8, 4-pin, snap, 150 mm	ZSE18-8AB5B3	1095861
	20 ... 45 m	22 m	Push-pull: PNP/NPN, Light switching	Push-pull: PNP/NPN, Dark switching	Cable open end, 4-wire, 2,000 mm	ZSE18-8AB1G8	1095858
					Cable with M12 male connector, 4- pin, 150 mm	ZSE18-8AB4B8	1095860
					Cable with male connector M8, 4-pin, snap, 150 mm	ZSE18-8AB5B8	1095862

- **Communication interface:** -
- **Mounting system type:** M18, head/dovetail mounting with base

Sensor/ detection principle	Sensing range max.	Sensing range	Switching output Q1	Switching output Q2	Conne- ction type	Type	Part no.		
Photoelec- tric proxim- ity sensor, Background suppression	0 ... 150 mm	50 mm	Push-pull: PNP/NPN, Light switching	Push-pull: PNP/NPN, Dark switching	Cable open end, 4-wire, 2,000 mm	ZTB18-9AB1G1D02	1095803		
					Cable with M12 male connector, 4- pin, 150 mm	ZTB18-9AB4B1D02	1095805		
					Cable with male connector M8, 4-pin, snap, 150 mm	ZTB18-9AB5B1D02	1095807		
		100 mm	NPN, Light switching	Not connected	Cable with M8 male con- nector, 4- pin, 500 mm	ZTB18-9NZ3D1D04	1121997		
						ZTB18-9GZ3D1D04	1123622		
			Push-pull: PNP/NPN, Light switching	Push-pull: PNP/NPN, Dark switching	Cable open end, 4-wire, 2,000 mm	ZTB18-9AB1G1D04	1095804		
					Cable with M12 male connector, 4- pin, 150 mm	ZTB18-9AB4B1D04	1095806		
					Cable with male connector M8, 4-pin, snap, 150 mm	ZTB18-9AB5B1D04	1095808		
			Photoelectric proximity sen- sor, Energetic	500 ... 1000 mm	700 mm	Push-pull: PNP/NPN, Light switching	Push-pull: PNP/NPN, Dark switching	Cable open end, 4-wire, 2,000 mm	ZTE18-9AB1G2
		Cable with M12 male connector, 4- pin, 150 mm						ZTE18-9AB4B2	1095841
Cable with male connector M8, 4-pin, snap, 150 mm	ZTE18-9AB5B2	1095842							

<sup>1)</sup> Open Collector.

Sensor/ detection principle	Sensing range max.	Sensing range	Switching output Q1	Switching output Q2	Conne- ction type	Type	Part no.	
Photoelec- tric retro-re- flective sen- sor, Dual lens	4 ... 7 m	5 m	Push-pull: PNP/NPN, Light switching	Push-pull: PNP/NPN, Dark switching	Cable open end, 4-wire, 2,000 mm	ZLD18-9AB1G8	1095741	
					Cable with M12 male connector, 4- pin, 150 mm	ZLD18-9AB4B8	1095742	
					Cable with male connector M8, 4-pin, snap, 150 mm	ZLD18-9AB5B8	1095743	
		7.8 m	Push-pull: PNP/NPN, Light switching	Push-pull: PNP/NPN, Dark switching	Cable open end, 4-wire, 2,000 mm	ZLD18-9AB1G2	1095730	
					Cable with M12 male connector, 4- pin, 150 mm	ZLD18-9AB4B2	1095731	
					Cable with male connector M8, 4-pin, snap, 150 mm	ZLD18-9AB5B2	1095732	
	Through-beam photoelec- tric sensor	12 ... 20 m	17 m	Push-pull: PNP/NPN, Light switching	Push-pull: PNP/NPN, Dark switching	Cable open end, 4-wire, 2,000 mm	ZSE18-9AB1G3	1095863
						Cable with M12 male connector, 4- pin, 150 mm	ZSE18-9AB4B3	1095865
						Cable with male connector M8, 4-pin, snap, 150 mm	ZSE18-9AB5B3	1095867
20 ... 45 m			22 m	Push-pull: PNP/NPN, Light switching	Push-pull: PNP/NPN, Dark switching	Cable open end, 4-wire, 2,000 mm	ZSE18-9AB1G8	1095864
						Cable with M12 male connector, 4- pin, 150 mm	ZSE18-9AB4B8	1095866
						Cable with male connector M8, 4-pin, snap, 150 mm	ZSE18-9AB5B8	1095868

<sup>1)</sup> Open Collector.

- **Sensor/ detection principle:** Photoelectric retro-reflective sensor, Dual lens
- **Sensing range max.:** 4 ... 7 m

Sensing range	Switching output Q1	Switching output Q2	Connection type	Type	Part no.
5 m	NPN, Light switching <sup>1)</sup>	Not connected	Cable open end, 4-wire, 1,000 mm	ZLD18-2GZ1E8	On request

<sup>1)</sup> Open Collector.

- **Mounting system type:** M18, head/side (24.1 ... 25.4 mm)

Sensor/ detection principle	Sensing range max.	Sensing range	Switching output Q1	Switching output Q2	Connection type	Type	Part no.		
Photoelectric proximity sensor, Background suppression	0 ... 150 mm	100 mm	PNP, Light switching	Not connected	Cable with male connector RJ9, 4-pin, 300 mm	ZTB18-2PZBC2D04	1141239		
Photoelectric retro-reflective sensor, Dual lens	4 ... 7 m	5 m	PNP, Dark switching	Not connected	Terminal connection Wago 733-103, 3-pin, 800 mm	ZLD18-2FZC18	1096447		
					Cable with M8 male connector, 4-pin, 2,000 mm	ZLD18-2FR3G8	1141745		
					Terminal connection Wago 733-103, 4-pin, 2,000 mm	ZLD18-2FRDG8	1142374		
		7.8 m	PNP, Dark switching	Not connected	Cable with M8 male connector, 4-pin, 150 mm	ZLD18-2FZ3B2	1138610		
					PNP, Light switching	Not connected	Cable with M12 male connector, 4-pin, 150 mm	ZLD18-2PZ4B2	1140593
							Cable with M8 male connector, 4-pin, 0 mm	ZLD18-BPZ302S93	1142021
							Cable with connector RJ11, 6-pin, 0 mm	ZLD18-BPZA02S93	1142022
					PNP, Light switching <sup>1)</sup>	Not connected	Cable with male connector RJ9, 4-pin, 300 mm	ZLD18-2PZBC2	1141231
							Cable with M8 male connector, 4-pin, 1,000 mm	ZLD18-BHZ3E2	1142646
					Cable with M8 male con-	ZLD18-BHZ3G2	1142647		

<sup>1)</sup> Open Collector.

Sensor/ detection principle	Sensing range max.	Sensing range	Switching output Q1	Switching output Q2	Conne- ction type	Type	Part no.
					nector, 4-pin, 2,000 mm		

<sup>1)</sup> Open Collector.

- **Mounting system type:** M18, head/M18, base

Sensor/ detection principle	Sensing range max.	Sensing range	Switching output Q1	Switching output Q2	Conne- ction type	Type	Part no.
Photoelec- tric proxim- ity sensor, Background suppression	0 ... 150 mm	50 mm	PNP, Light switching	Not connected	Male connector M12, 4-pin	ZTB18-4PZ4A2D02	1139619
		100 mm	NPN, Dark switching <sup>1)</sup>	Not connected	Male connec- tor M8, 4-pin	ZTB18-4JZ3A2D04	1140196
			NPN, Light switching <sup>1)</sup>	Not connected	Male connec- tor M8, 4-pin	ZTB18-4GZ3A2D04	1140200
			PNP, Light switching	Not connected	Male connector M12, 4-pin	ZTB18-4PZ4A2D04	1139919
Photoelectric proximity sen- sor, Energetic	500 ... 1000 mm	700 mm	Push-pull: PNP/NPN, Light switching	Not connected	Male connector M12, 4-pin	ZTE18-DAZ4A2	1142373
Photoelec- tric retro- reflective sen- sor, Dual lens	4 ... 7 m	5 m	PNP, Light switching	PNP, Dark switching	Cable with M12 male connector, 4- pin, 300 mm	ZLD18-4PF4C8	1140009
					Cable with M8 male con- nector, 4- pin, 150 mm	ZLD18-4PF3B8	1137774

<sup>1)</sup> Open Collector.

- **Communication interface:** -
- **Mounting system type:** M18, head/dovetail mounting
- **Switching output Q2:** Not connected

Sensor/ detec- tion principle	Sensing range max.	Sensing range	Switching output Q1	Connection type	Type	Part no.
Photoelectric proximity sen- sor, Background suppression	0 ... 150 mm	50 mm	NPN, Light switching	Cable open end, 4-wire, 2,000 mm	ZTB18-6NZ1G2D02	1123275
			PNP, Light switching	Cable open end, 4-wire, 2,000 mm	ZTB18-6PZ1G2D02	1123223
		100 mm	NPN, Light switching	Cable open end, 4-wire, 2,000 mm	ZTB18-6NZ1G2D04	1123267
			PNP, Light switching	Cable open end, 4-wire, 2,000 mm	ZTB18-6PZ1G2D04	1123271

<sup>1)</sup> Open Collector.

Sensor/ detection principle	Sensing range max.	Sensing range	Switching output Q1	Connection type	Type	Part no.
Photoelectric retro-reflective sensor, Dual lens	4 ... 7 m	7.8 m	NPN, Dark switching	Cable open end, 4-wire, 2,000 mm	ZLD18-6EZ1G2	1123273
			NPN, Light switching	Cable open end, 4-wire, 2,000 mm	ZLD18-6NZ1G2	1123251
			NPN, Light switching <sup>1)</sup>	Cable open end, 4-wire, 2,000 mm	ZLD18-6GZ1G2	1136749
			PNP, Dark switching	Cable open end, 4-wire, 2,000 mm	ZLD18-6FZ1G2	1123272
				Cable open end, 4-wire, 2,000 mm	ZLD18-6FZ1G2P49	1125207
			PNP, Light switching	Cable open end, 4-wire, 2,000 mm	ZLD18-6PZ1G2	1123222
				Cable with connector RJ11, 6-pin, 1,000 mm	ZLD18-FPZAE2	1125595
PNP, Light switching <sup>1)</sup>	Cable with connector RJ11, 6-pin, 1,000 mm	ZLD18-FHZAE2	1126393			

<sup>1)</sup> Open Collector.

- **Mounting system type:** Side (24.1 ... 25.4 mm)
- **Sensor/ detection principle:** Photoelectric retro-reflective sensor, Dual lens
- **Sensing range max.:** 4 ... 7 m

Sensing range	Switching output Q1	Switching output Q2	Connection type	Type	Part no.
7.8 m	PNP, Light switching	PNP, Dark switching	Cable with M8 male connector, 4-pin, 150 mm	ZLD18-7PF3B2	1130379

- **Mounting system type:** M18, head/dovetail mounting
- **Sensor/ detection principle:** Photoelectric retro-reflective sensor, Dual lens
- **Sensing range max.:** 4 ... 7 m
- **Sensing range:** 7.8 m
- **Switching output Q1:** PNP, Light switching (Open Collector.)
- **Switching output Q2:** Not connected

Connection type	Type	Part no.
Cable with connector RJ11, 6-pin, 2,000 mm	ZLD18-FHZAG2S75	1131108
Cable with connector RJ11, 6-pin, 3,000 mm	ZLD18-FHZAK2S75	1131109
Cable with connector RJ11, 6-pin, 500 mm	ZLD18-FHZAD2S75	1131106

- **Mounting system type:** M18, head/dovetail mounting with base
- **Sensor/ detection principle:** Photoelectric proximity sensor, Background suppression
- **Sensing range max.:** 0 ... 150 mm

Sensing range	Switching output Q1	Switching output Q2	Connection type	Type	Part no.
100 mm	NPN, Dark switching <sup>1)</sup>	Not connected	Cable with M8 male connector, 4-pin, 500 mm	ZTB18-9JZ3D1D04	1139470

<sup>1)</sup> Open Collector.



## SICK AT A GLANCE

SICK is one of the leading manufacturers of intelligent sensors and sensor solutions for industrial applications. A unique range of products and services creates the perfect basis for controlling processes securely and efficiently, protecting individuals from accidents and preventing damage to the environment.

We have extensive experience in a wide range of industries and understand their processes and requirements. With intelligent sensors, we can deliver exactly what our customers need. In application centers in Europe, Asia and North America, system solutions are tested and optimized in accordance with customer specifications. All this makes us a reliable supplier and development partner.

Comprehensive services complete our offering: SICK LifeTime Services provide support throughout the machine life cycle and ensure safety and productivity.

For us, that is “Sensor Intelligence.”

## WORLDWIDE PRESENCE:

Contacts and other locations –[www.sick.com](http://www.sick.com)