

microSD™ Small Memory Card Connector

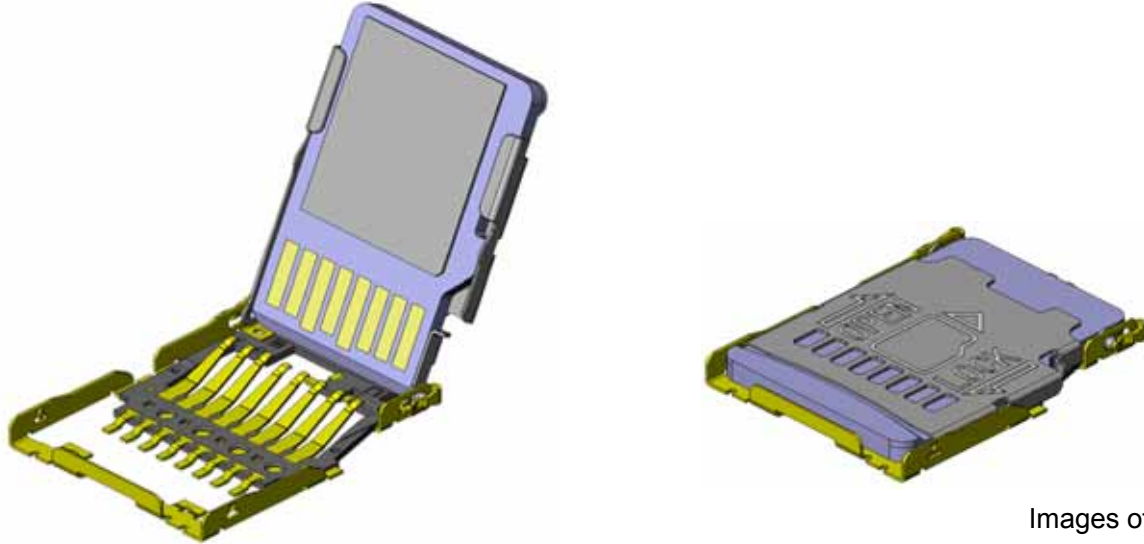
CONNECTOR

# ST1-G / T Series

MB-0195-4

Jun.2022

## RoHS Compliant



Images of Type G

The ST1 Series is a one-piece type connector for microSD™ memory cards.

It is a low-profile, high-density, SMT mounted connector which is compatible with the microSD™ card used in a variety of portable devices and standardized by the SDA (SD Card Association).

\* microSD™ is a trademark of SD Card Association.

## Features

- Push-slide, hinge type connector for microSD™ small memory card.
- Available with card insertion detection switch (T type), and without (G type).
- Shield feature is secured by 4 ground connection points on hinge cover.
- Slim design with 1.4mm height, 15.5mm depth, 11.9mm width.
- Lock structure to prevent the cover from opening when dropped.

## General Specifications

- |   |   |
|---|---|
| ■ No. of Contacts : 8 position                              | ■ Rated Current : 0.5A per pin            |
| ■ Contact Resistance : 100m ohm max.                        | ■ Rated Voltage : 10V per pin             |
| ■ Dielectric Withstanding Voltage : AC500Vr.m.s. per minute | ■ Insulation Resistance : 1,000M ohm min. |
| ■ Operating Temperature : -40 Deg. C to +85 Deg. C          | ■ Lifetime : 10,000 insertions            |
| ■ Storage Temperature : -40 Deg. C to +85 Deg. C            | ■ Temperature Rise : 30Deg. C rise max.   |

Materials and Finishes

Component	Material / Finish
Contact	Copper alloy / Contact Area : 0.5µm min. Au plating over Ni Terminal Area : Au flash plating over Ni
Housing	Synthetic resin / None
Cover	Stainless steel / None (Terminal Area : same as contact)

Ordering Information

**ST1 W 008 S 4 T (R2000)**

Series

Connector Type  
W: Hinge Type

No. of Contacts

Reel Part Number(Note)

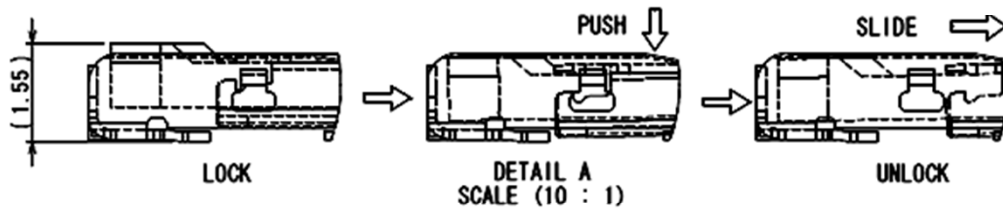
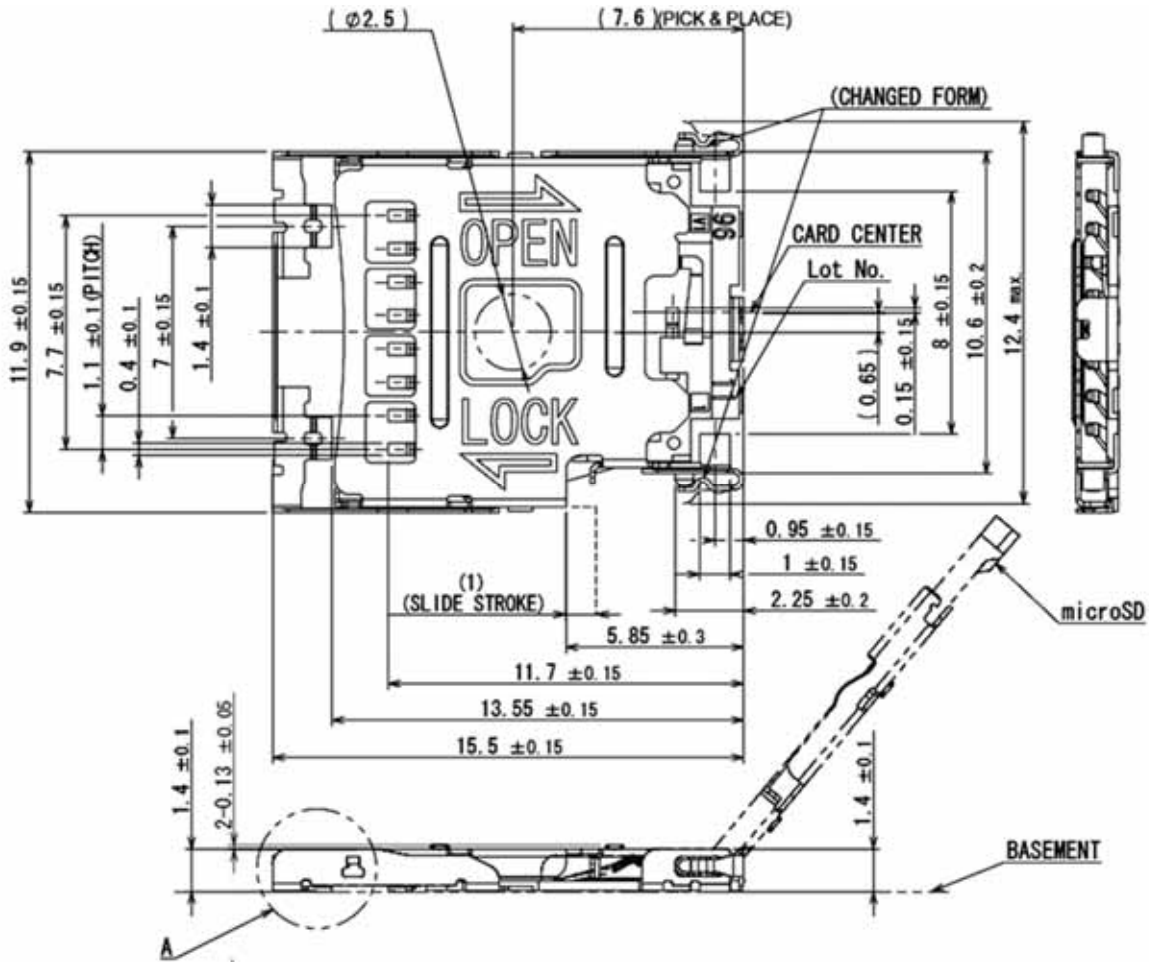
Modification code  
T: With Small D-SW  
G: Without Small D-SW

4: Au 0.5 µm / Au Flash Plating

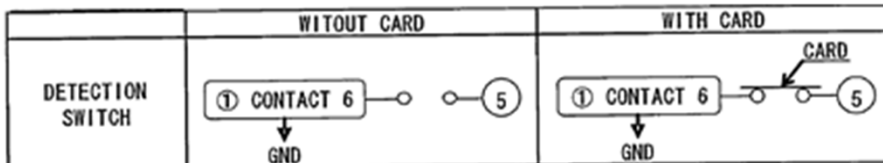
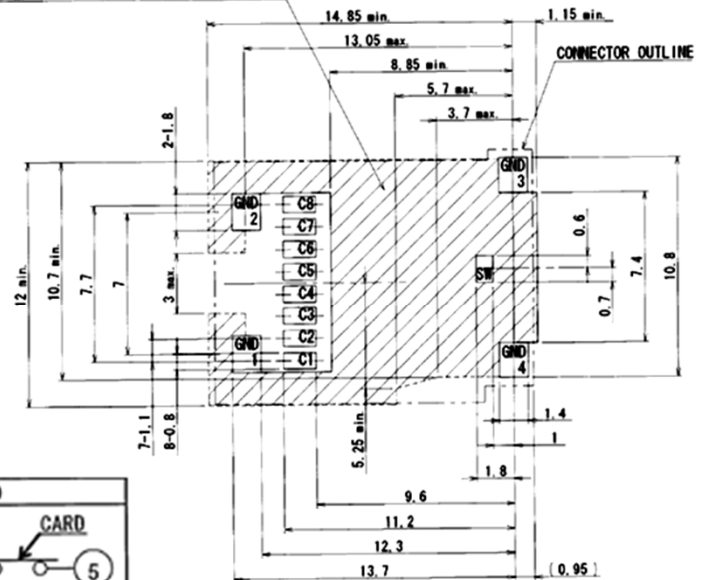
S: Socket Contact

Part Number	SJ Drawing
ST1W008S4G	SJ111744

Unit : mm



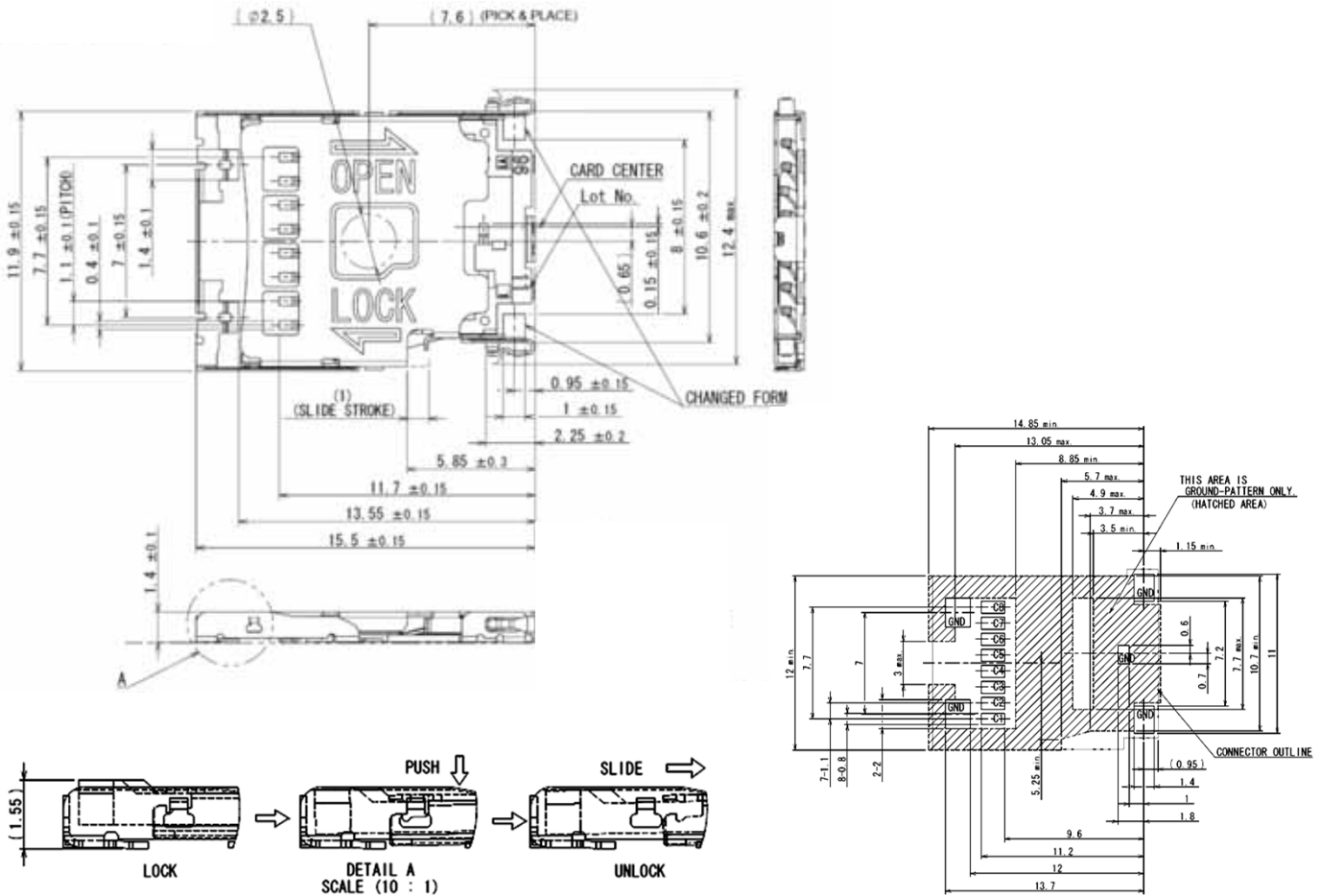
HATCHED IS LIMITED COMPONENTS AREA. REFER TO JACS-10580-4 FOR THE DETAIL.



APPLICABLE PWB DIMENSION (REF.)

Part Number	SJ Drawing
ST1W008S4G	SJ109285

Unit : mm



**Applicable board dimensions**  
(for reference)

Note: An embossed tape reel contains 2,000 pieces .  
Please contact us for details on embossed tape specifications.

**Notice:**

1. The values specified in this brochure are only for reference. The products and their specifications are subject to change without notice. Contact our sales staff for further information before considering or ordering any of our products. For purchase, a product specification must be agreed upon.
  2. Users are requested to provide protection circuits and redundancy circuits to ensure safety of the equipment, and sufficiently review the suitability of JAE's products to the equipment.
  3. The products presented in this brochure are designed for the uses recommended below. We strongly suggest you contact our sales staff when considering use of any of the products in any other way than the recommended applications or for a specific use that requires an extremely high reliability.
- (1) Applications that require consultation:
- (i) Please contact us if you are considering use involving a quality assurance program that you specify or that is peculiar to the industry, such as:  
Automotive electrical components, train control, telecommunications devices (mainline), traffic light control, electric power, combustion control, fire prevention or security systems, disaster prevention equipment, etc.
  - (ii) We may separately give you our support with a quality assurance program that you specify, when you think of a use such as :  
Aviation or space equipment, submarine repeaters, nuclear power control systems, medical equipment for life support, etc.
- (2) Recommended applications include:  
Computers, office appliances, telecommunications devices (terminals, mobile units), measuring equipment, audiovisual equipment, home electric appliances, factory automation equipment, etc.

\* The specifications in this brochure are subject to change without notice. Please contact JAE for information.