


Data sheet | Item number: 862-1694

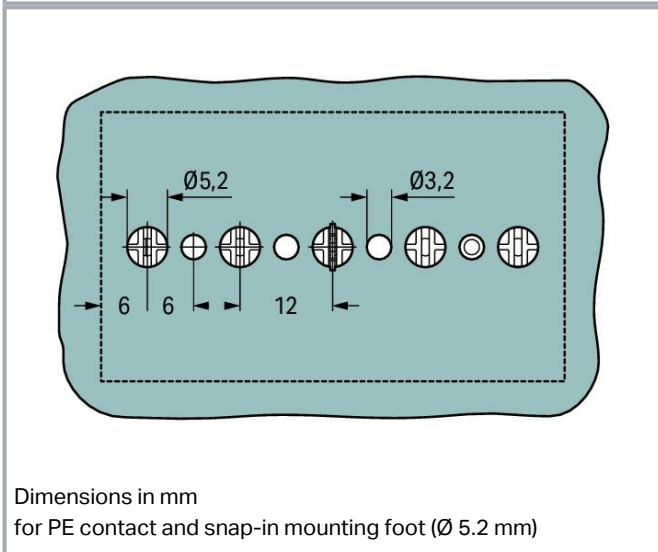
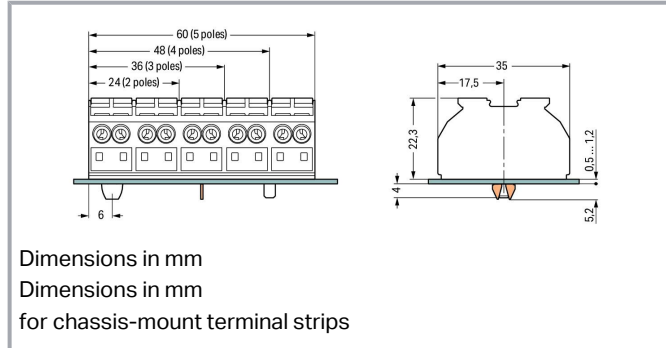
4-conductor chassis-mount terminal strip; without ground contact; PE-N-L1-L2; 4-pole; 4 mm<sup>2</sup>; 4,00 mm<sup>2</sup>; white

[www.wago.com/862-1694](http://www.wago.com/862-1694)



**i** Picture differs from the item.

Color:



Subject to changes. Please also observe the further product documentation!

WAGO GmbH & Co. KG  
Hansastr. 27  
32423 Minden  
Phone: +49571 887-0 | Fax: +49571 887-169  
Email: [info.de@wago.com](mailto:info.de@wago.com) | Web: [www.wago.com](http://www.wago.com)

Do you have any questions about our products?  
We are always happy to take your call at +49 (571) 887-44222.

## Data

### Electrical data

#### Ratings per IEC/EN

|                               |  |
|-------------------------------|--|
| Nominal voltage (III/3)       | 500 V  |
| Rated impulse voltage (III/3) | 6 kV   |
| Rated current                 | 32 A   |
| Legend (ratings)              | (III / 3) $\triangleq$ Overvoltage category III / Pollution degree 3 |

#### Connection data

|                            |                    |
|----------------------------|--------------------|
| Connection points          | 16                 |
| Total number of potentials | 4                  |
| PE function                | without PE contact |

#### Connection 1

|  |   |
|--|---|
| Connection technology                                      | Push-in CAGE CLAMP®   |
| Actuation type   | Push-button   |
| Connectable conductor materials                            | Copper  |
| Solid conductor  | 0.5 ... 4 mm <sup>2</sup> / 20 ... 12 AWG   |
| Solid conductor; push-in termination                       | 0.75 ... 4 mm <sup>2</sup> / 18 ... 12 AWG  |
| Stranded conductor   | 0.5 ... 4 mm <sup>2</sup> / 20 ... 12 AWG   |
| Fine-stranded conductor                                    | 0.5 ... 4 mm <sup>2</sup> / 20 ... 12 AWG   |
| Fine-stranded conductor; with insulated ferrule            | 0.5 ... 1.5 mm <sup>2</sup> / 20 ... 16 AWG   |
| Fine-stranded conductor; with ferrule; push-in termination | 0.75 mm <sup>2</sup> / 18 AWG   |
| Note (conductor cross-section)                             | Depending on the conductor characteristic, a conductor with a smaller cross-section can also be inserted via push-in termination. |
| Strip length   | 10 ... 11 mm / 0.39 ... 0.43 inches   |
| Pole number  | 4   |
| Wiring direction   | Side-entry wiring   |

#### Physical data

|                         |                        |
|-------------------------|------------------------|
| Pin spacing             | 12 mm / 0.472 inches   |
| Width                   | 48 mm / 1.89 inches    |
| Height from the surface | 22.3 mm / 0.878 inches |
| Depth                   | 35 mm / 1.378 inches   |

Subject to changes. Please also observe the further product documentation!



## Mechanical data

|               |                              |
|---------------|------------------------------|
| Marking       | ±-N-L1-L2                    |
| Mounting type | Snap-in foot at position 1+4 |

## Material data

|                             |  |
|-----------------------------|--|
| Note (material data)        | Information on material specifications can be found here |
| Color                       | white  |
| Material group              | I  |
| Insulation material         | Polyamide (PA66)   |
| Flammability class per UL94 | V0   |
| Fire load                   | 0.497 MJ   |
| Halogen-free                | Yes  |
| Weight                      | 27.3 g   |

## Commercial data

|                       |                           |
|-----------------------|---------------------------|
| Product Group         | 9 (Std Chassis Mt Blocks) |
| eCl@ss 10.0           | 27-14-11-06               |
| eCl@ss 9.0            | 27-14-11-06               |
| ETIM 8.0              | EC001284                  |
| ETIM 7.0              | EC001284                  |
| ECCN                  | NO DATA                   |
| PU (SPU)              | 200 pcs                   |
| Packaging type        | bag                       |
| Country of origin     | DE                        |
| GTIN                  | 4044918509855             |
| Customs tariff number | 85369010000               |

## Environmental Product Compliance


|                        |                         |
|------------------------|-------------------------|
| RoHS Compliance Status | Compliant, No Exemption |
|------------------------|-------------------------|

## Approvals / Certificates



### General approvals

| Logo | Approval | Additional Approval Text | Certificate name |
|------|----------|--------------------------|------------------|
|      | CCA      | EN 60947                 | NTR NL           |



Subject to changes. Please also observe the further product documentation!

|  |  |               |            |
|--|--|---------------|------------|
|  | DEKRA Certification B.V.                 |               | 6912       |
|  | CCA<br>DEKRA Certification B.V.          | EN 60947      | 2146425.01 |
|  | CSA<br>DEKRA Certification B.V.          | C22.2 No. 158 | 1505030    |
|  | ENEC 15<br>UL International Germany GmbH | EN 60998      | 143856-01  |
|  | UL<br>UL International Germany GmbH      | UL 1059       | E45172     |

**Declarations of conformity and manufacturer's declarations**

| Logo   | Approval   | Additional Approval Text | Certificate name |
|--|--|--------------------------|------------------|
|  | EU-Declaration of Conformity<br>WAGO GmbH & Co. KG | -                        | -                |
|  | UK-Declaration of Conformity<br>WAGO GmbH & Co. KG | -                        | -                |

**Approvals for marine applications**

| Logo  | Approval   | Additional Approval Text | Certificate name |
|---|--|--------------------------|------------------|
|   | DNV GL<br>Det Norske Veritas, Germanischer Lloyd | -                        | TAE00001V2       |
|  | LR<br>Lloyds Register                            | EN 60947                 | 91/20112<br>(E9) |

Subject to changes. Please also observe the further product documentation!

WAGO GmbH & Co. KG  
 Hansastr. 27  
 32423 Minden  
 Phone: +49571 887-0 | Fax: +49571 887-169  
 Email: [info.de@wago.com](mailto:info.de@wago.com) | Web: [www.wago.com](http://www.wago.com)

Do you have any questions about our products?  
 We are always happy to take your call at +49 (571) 887-44222.

## Optional accessories

### Marking accessories

#### Marking strip



**Item no.: 709-178**

Marking strips; on reel; 7.5 mm wide; not stretchable; plain; snap-on type; white

[www.wago.com/709-178](http://www.wago.com/709-178)



**Item no.: 709-177**

Marking strips; on reel; 7.5 mm wide; not stretchable; plain; snap-on type; translucent

[www.wago.com/709-177](http://www.wago.com/709-177)

### Jumpers

#### Jumper



**Item no.: 862-482**

Jumper; for conductor entry; insulated; black

[www.wago.com/862-482](http://www.wago.com/862-482)

### Testing and measuring

#### Testing accessories



**Item no.: 210-136**

Test plug; 2 mm Ø; with 500 mm cable; red

[www.wago.com/210-136](http://www.wago.com/210-136)

### Tool

#### Operating tool








**Item no.: 210-720**

Operating tool; Blade: 3.5 x 0.5 mm; with a partially insulated shaft; multicoloured

[www.wago.com/210-720](http://www.wago.com/210-720)

### Ferrule

#### Ferrule

|  |   |  |
|--|---|--|
|  | <p><b>Item no.: 216-142</b></p> <p>Ferrule; Sleeve for 0.75 mm<sup>2</sup> / 18 AWG; uninsulated; electro-tin plated; electrolytic copper; gastight crimped; acc. to DIN 46228, Part 1/08.92</p>                | <a href="http://www.wago.com/216-142">www.wago.com/216-142</a> |
|  | <p><b>Item no.: 216-143</b></p> <p>Ferrule; Sleeve for 1 mm<sup>2</sup> / AWG 18; uninsulated; electro-tin plated; electrolytic copper; gastight crimped; acc. to DIN 46228, Part 1/08.92</p>                   | <a href="http://www.wago.com/216-143">www.wago.com/216-143</a> |
|  | <p><b>Item no.: 216-141</b></p> <p>Ferrule; Sleeve for 0.5 mm<sup>2</sup> / 20 AWG; uninsulated; electro-tin plated; electrolytic copper; gastight crimped; acc. to DIN 46228, Part 1/08.92</p>                 | <a href="http://www.wago.com/216-141">www.wago.com/216-141</a> |
|  | <p><b>Item no.: 216-144</b></p> <p>Ferrule; Sleeve for 1.5 mm<sup>2</sup> / AWG 16; uninsulated; electro-tin plated; electrolytic copper; gastight crimped; acc. to DIN 46228, Part 1/08.92; silver-colored</p> | <a href="http://www.wago.com/216-144">www.wago.com/216-144</a> |
|  | <p><b>Item no.: 216-241</b></p>   |  |

Subject to changes. Please also observe the further product documentation!

WAGO GmbH & Co. KG

Hansastr. 27

32423 Minden

Phone: +49571 887-0 | Fax: +49571 887-169

Email: [info.de@wago.com](mailto:info.de@wago.com) | Web: [www.wago.com](http://www.wago.com)

Do you have any questions about our products?

We are always happy to take your call at +49 (571) 887-44222.



|  |  |  |
|--|--|--|
|  | Ferrule; Sleeve for 0.5 mm <sup>2</sup> / 20 AWG; insulated; electro-tin plated; electrolytic copper; gastight crimped; acc. to DIN 46228, Part 4/09.90; white                             | <a href="http://www.wago.com/216-241">www.wago.com/216-241</a> |
|  | <b>Item no.: 216-242</b><br>Ferrule; Sleeve for 0.75 mm <sup>2</sup> / 18 AWG; insulated; electro-tin plated; electrolytic copper; gastight crimped; acc. to DIN 46228, Part 4/09.90; gray | <a href="http://www.wago.com/216-242">www.wago.com/216-242</a> |
|  | <b>Item no.: 216-243</b><br>Ferrule; Sleeve for 1 mm <sup>2</sup> / AWG 18; insulated; electro-tin plated; electrolytic copper; gastight crimped; acc. to DIN 46228, Part 4/09.90; red     | <a href="http://www.wago.com/216-243">www.wago.com/216-243</a> |
|  | <b>Item no.: 216-244</b><br>Ferrule; Sleeve for 1.5 mm <sup>2</sup> / AWG 16; insulated; electro-tin plated; electrolytic copper; gastight crimped; acc. to DIN 46228, Part 4/09.90; black | <a href="http://www.wago.com/216-244">www.wago.com/216-244</a> |

## Downloads

### Documentation

#### Bid Text

|                         |              |                |          |
|-------------------------|--------------|----------------|----------|
| 862-1694<br>X81 - Datei | 2019 年2月19 日 | xml<br>3.7 kB  | Download |
| 862-1694<br>doc - Datei | 2017 年6月13 日 | doc<br>25.6 kB | Download |

#### Additional Information

|   |  |               |          |
|---|--|---------------|----------|
| Technical Section<br>Technical explanations |  | pdf<br>2.3 MB | Download |
|---|--|---------------|----------|

## CAD/CAE-Data

### CAE data

|                            |  |     |          |
|----------------------------|--|-----|----------|
| EPLAN Data Portal 862-1694 |  | URL | Download |
| WSCAD Universe 862-1694    |  | URL | Download |
| ZUKEN Portal 862-1694      |  | URL | Download |

### CAD data

|                       |  |     |          |
|-----------------------|--|-----|----------|
| 2D/3D Models 862-1694 |  | URL | Download |
|-----------------------|--|-----|----------|

### Asset Administration Shell

|                                     |  |     |          |
|-------------------------------------|--|-----|----------|
| Asset Administration Shell 862-1694 |  | URL | Download |
|-------------------------------------|--|-----|----------|

Subject to changes. Please also observe the further product documentation!



---

## Environmental Product Compliance

### Compliance Search

Environmental Product Compliance 862-1694

URL

Download

4-conductor chassis-mount terminal strip; without ground contact; PE-N-L1-L2; 4-pole; 4 mm<sup>2</sup>; 4,00 mm<sup>2</sup>; white

---

### Installation Notes

Subject to changes. Please also observe the further product documentation!

---

WAGO GmbH & Co. KG

Hansastr. 27


32423 Minden

Phone: +49571 887-0 | Fax: +49571 887-169

Email: [info.de@wago.com](mailto:info.de@wago.com) | Web: [www.wago.com](http://www.wago.com)

Do you have any questions about our products?

We are always happy to take your call at +49 (571) 887-44222.



**Cost-effective features:**


WAGO's 862 Series Chassis-Mount Terminal Strips were developed specifically to minimize wiring costs, while accommodating requirements for flexible mounting, multiple connection points and easy usage:

- Equipped with Push-in CAGE CLAMP®, the 862 Series connects up to four conductors sized 0.5 to 4 mm<sup>2</sup> (20 ... 12 AWG). Due to multiple connection points per pole, different conductor sizes can be used within the same terminal block position.
- For factory wiring, Push-in CAGE CLAMP® Connection Technology allows solid conductors, fine-stranded conductors with ferrules or ultrasonically bonded conductors from 0.5 ... 4 mm<sup>2</sup> (20 ... 12 AWG) to be terminated by simply pushing them into unit (length of bonded conductor end: min. 10 mm).
- Convenient automatic grounding contact (optional)
- Snap-in mounting feet for fast assembly
- Push-buttons for easy installation with an operating tool or by hand
- Built-in test points simplify testing with 2 mm Ø test plug
- Standard marking for each pole, or custom marking for large orders


**Conductor termination**

Subject to changes. Please also observe the further product documentation!





Terminating four conductors per pole – solid and fine-stranded.




Inserting a conductor via push-button.

### Commoning



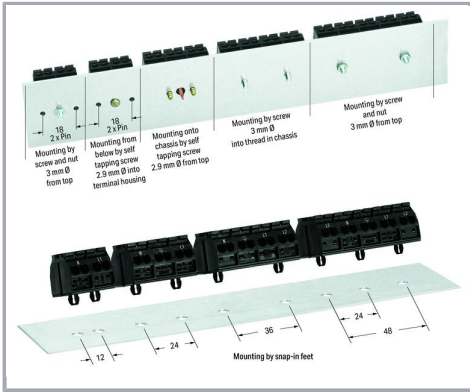
Commoning using a comb-style jumper bar (862-482).

### Testing




Testing with a 2 mm Ø test plug (max. 42 V).

Subject to changes. Please also observe the further product documentation!



Dimensions in mm

### Marking



Marking by direct, one-side printing and marking strips

Subject to changes. Please also observe the further product documentation!

WAGO GmbH & Co. KG  
Hansastr. 27  
32423 Minden  
Phone: +49571 887-0 | Fax: +49571 887-169  
Email: [info.de@wago.com](mailto:info.de@wago.com) | Web: [www.wago.com](http://www.wago.com)

Do you have any questions about our products?  
We are always happy to take your call at +49 (571) 887-44222.