

# PWO 16-UW/S - Panel feed-through terminal block



1844390

<https://www.phoenixcontact.com/us/products/1844390>

Please be informed that the data shown in this PDF document is generated from our online catalog. Please find the complete data in the user documentation. Our general terms of use for downloads are valid.



Panel feed-through terminal block, connection method: Push-in spring connection, Screw connection with tension sleeve, number of positions: 1, load current: 76 A, cross section: 1.5 mm<sup>2</sup> - 16 mm<sup>2</sup>, connection direction of the conductor to plug-in direction: 45 °, width: 12 mm

## Your advantages

- Time saving push-in connection, tools not required
- Defined contact force ensures that contact remains stable over the long term
- Tool-free snap-in principle enables easy mounting on the device panel
- Automatic panel thickness compensation enables universal use

## Commercial data

Item number	1844390
Packing unit	50 pc
Minimum order quantity	50 pc
Sales key	AA28
Product key	AA1DEA
Catalog page	Page 29 (NTK-2014)
GTIN	4046356951326
Weight per piece (including packing)	37.21 g
Weight per piece (excluding packing)	33.4 g
Customs tariff number	85369010
Country of origin	CN

# PWO 16-UW/S - Panel feed-through terminal block



1844390

<https://www.phoenixcontact.com/us/products/1844390>

## Technical data

### Product properties

Product type	Panel feed-through terminal block
Number of positions	1
Pitch	12.1 mm
Number of connections	2
Number of rows	1
Number of potentials	1

### Insulation characteristics

Overvoltage category	III
Degree of pollution	3

### Electrical properties

Nominal current $I_N$	76 A
Nominal voltage $U_N$	800 V
Degree of pollution	3
Rated voltage (III/3)	800 V
Rated surge voltage (III/3)	8 kV
Rated voltage (III/2)	1000 V
Rated surge voltage (III/2)	8 kV
Rated voltage (II/2)	1000 V
Rated surge voltage (II/2)	6 kV

### Connection data

#### Connection technology

Connector system	UW 16 / PW 16
Nominal cross section	16 mm <sup>2</sup>

#### Conductor connection exterior

Connection method	Push-in spring connection
Connection direction of the conductor to plug-in direction	45 °
Conductor cross section rigid	1.5 mm <sup>2</sup> ... 16 mm <sup>2</sup>
Conductor cross section flexible	1.5 mm <sup>2</sup> ... 16 mm <sup>2</sup>
Conductor cross section flexible, with ferrule without plastic sleeve	1.5 mm <sup>2</sup> ... 16 mm <sup>2</sup>
Conductor cross section, flexible, with ferrule, with plastic sleeve	1.5 mm <sup>2</sup> ... 16 mm <sup>2</sup>
2 conductors with the same cross section, flexible, with TWIN ferrule with plastic sleeve	1.5 mm <sup>2</sup> ... 4 mm <sup>2</sup>
Stripping length	18 mm

#### Conductor connection interior

Connection method	Screw connection with tension sleeve
Connection direction of the conductor to plug-in direction	0 °

# PWO 16-UW/S - Panel feed-through terminal block



1844390

<https://www.phoenixcontact.com/us/products/1844390>

Conductor cross section rigid	6 mm <sup>2</sup> ... 16 mm <sup>2</sup>
Single-conductor/terminal point multi-stranded	6 mm <sup>2</sup> ... 25 mm <sup>2</sup>
Conductor cross section flexible	6 mm <sup>2</sup> ... 16 mm <sup>2</sup>
Conductor cross section AWG	10 ... 4
Conductor cross section flexible, with ferrule without plastic sleeve	6 mm <sup>2</sup> ... 16 mm <sup>2</sup>
Conductor cross section, flexible, with ferrule, with plastic sleeve	6 mm <sup>2</sup> ... 16 mm <sup>2</sup>
2 conductors with the same cross section, flexible, with TWIN ferrule with plastic sleeve	4 mm <sup>2</sup> ... 6 mm <sup>2</sup>
Internal cylindrical gage	B7
Stripping length	16 mm
Tightening torque	2 Nm ... 2.3 Nm

## Material specifications

### Material data - contact

Note	WEEE/RoHS-compliant, free of whiskers according to IEC 60068-2-82/JEDEC JESD 201
Contact material	Cu alloy
Surface characteristics	tin-plated

### Material data - housing

Color (Housing)	gray (7042)
Insulating material	PA
Insulating material group	I
CTI according to IEC 60112	600
Flammability rating according to UL 94	V0
Glow wire flammability index GWFI according to EN 60695-2-12	850
Glow wire ignition temperature GWIT according to EN 60695-2-13	775
Temperature for the ball pressure test according to EN 60695-10-2	125 °C

## Notes

### Safety note

Safety note	<ul style="list-style-type: none"><li>• Only electrically qualified personnel may install and operate the product. To recognize and prevent danger, the qualified personnel must be familiar with the basics of electrical engineering.</li><li>• Observe the technical data provided here and refer to the documents listed under "Downloads". The download area contains important information, such as installation notes, technical drawings, and 3D data.</li><li>• The cable entry funnel is not safe to touch. Never connect or disconnect the terminal when it is energized. Take appropriate steps to ensure touch protection.</li></ul>
-------------	---

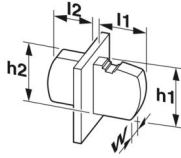
## Dimensions

# PWO 16-UW/S - Panel feed-through terminal block



1844390

<https://www.phoenixcontact.com/us/products/1844390>

Dimensional drawing	
Pitch	12.1 mm
Width [w]	12 mm

## External dimensions

Width [w]	12 mm
Height [h1]	44.4 mm
Length [l1]	39.7 mm

## Internal dimensions

Width [w]	12 mm
Height [h2]	38.3 mm
Length [l2]	29.5 mm

## Mechanical tests

### Test for conductor damage and slackening

Specification	IEC 60947-7-1:2009-04
Result	Test passed

### Pull-out test

Specification	IEC 60947-7-1:2009-04
Conductor cross section/conductor type/tractive force setpoint/actual value	1.5 mm <sup>2</sup> / solid / > 40 N
	1.5 mm <sup>2</sup> / flexible / > 40 N
	16 mm <sup>2</sup> / solid / > 100 N
	16 mm <sup>2</sup> / flexible / > 100 N

## Electrical tests

### Temperature-rise test

Specification	IEC 60947-7-1:2009-04
Requirement temperature-rise test	Increase in temperature ≤ 45 K

### Short-time withstand current

Specification	IEC 60947-7-1:2009-04
---------------	-----------------------

### Air clearances and creepage distances | 1. Insulation coordination

Specification	IEC 60947-1:2007-06 + A1:2010-12
Insulating material group	I
Comparative tracking index (IEC 60112)	CTI 600
Rated insulation voltage (III/3)	800 V
Rated surge voltage (III/3)	8 kV
minimum clearance value - non-homogenous field (III/3)	8 mm

# PWO 16-UW/S - Panel feed-through terminal block



1844390

<https://www.phoenixcontact.com/us/products/1844390>

minimum creepage distance (III/3)	10 mm
Rated insulation voltage (III/2)	1000 V
Rated surge voltage (III/2)	8 kV
minimum clearance value - non-homogenous field (III/2)	8 mm
minimum creepage distance (III/2)	5 mm
Rated insulation voltage (II/2)	1000 V
Rated surge voltage (II/2)	6 kV
minimum clearance value - non-homogenous field (II/2)	5.5 mm
minimum creepage distance (II/2)	5 mm

## Environmental and real-life conditions

### Vibration test

Specification	IEC 60068-2-6:2007-12
Frequency	10 - 150 - 10 Hz
Sweep speed	1 octave/min
Amplitude	0.35 mm (10 Hz ... 60.1 Hz)
Acceleration	5g (60.1 Hz ... 150 Hz)
Test duration per axis	2.5 h

### Glow-wire test

Specification	IEC 60695-2-11:2000-10
Temperature	960 °C
Time of exposure	30 s

### Ambient conditions

Ambient temperature (operation)	-40 °C ... 100 °C (Depending on the current carrying capacity/derating curve)
Ambient temperature (storage/transport)	-40 °C ... 70 °C
Relative humidity (storage/transport)	30 % ... 70 %
Ambient temperature (assembly)	-5 °C ... 100 °C
Ambient temperature (actuation)	-5 °C ... 100 °C

## Packaging specifications

Type of packaging	packed in cardboard
-------------------	---------------------

# PWO 16-UW/S - Panel feed-through terminal block

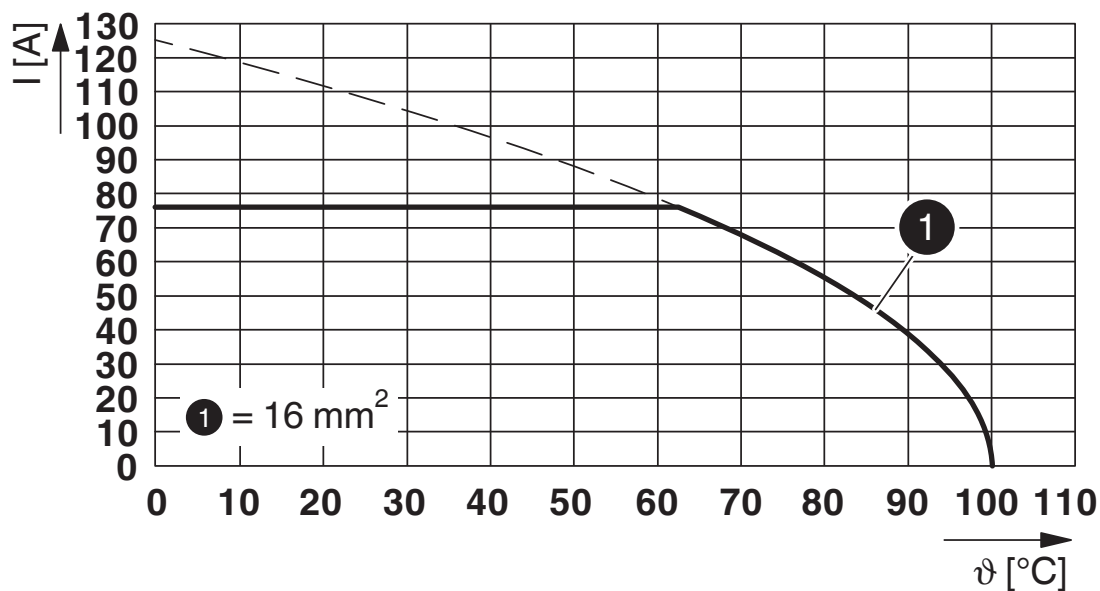


1844390

<https://www.phoenixcontact.com/us/products/1844390>

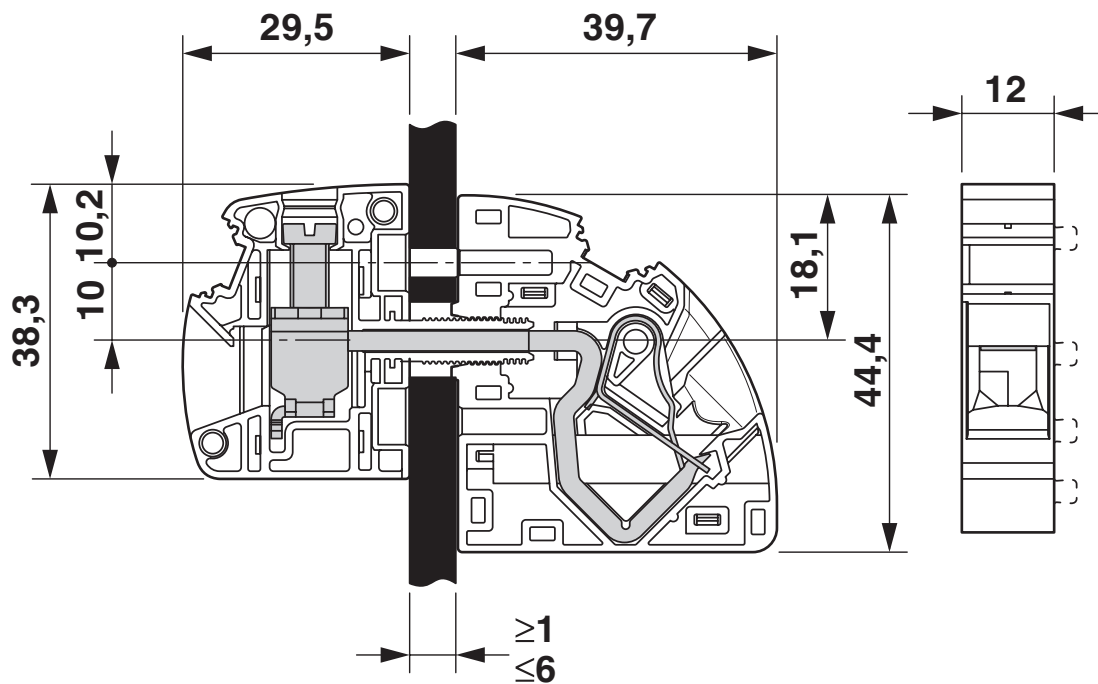
## Drawings

Diagram



Type: PWO 16-UW(/S)

Dimensional drawing



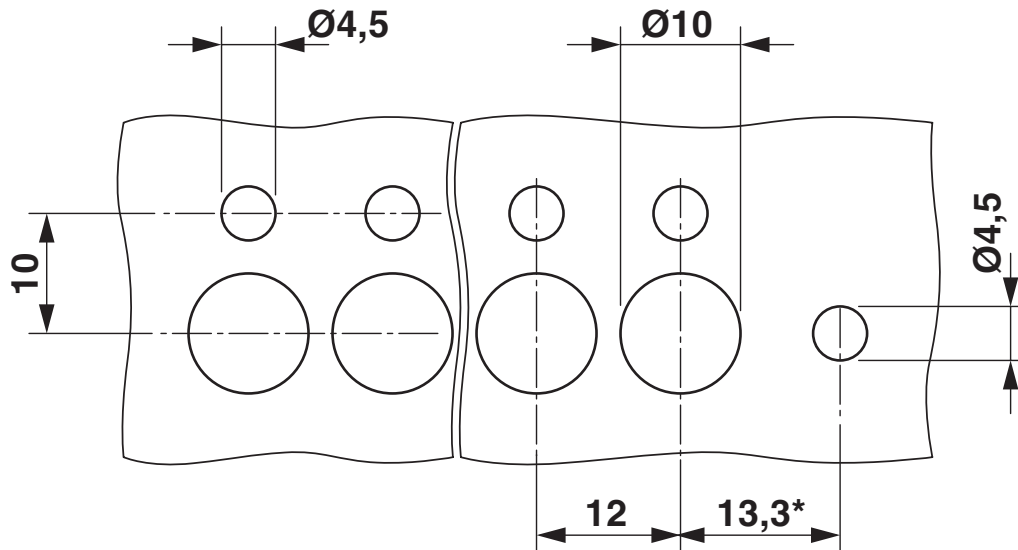
# PWO 16-UW/S - Panel feed-through terminal block



1844390

<https://www.phoenixcontact.com/us/products/1844390>

Dimensional drawing



\*Only when using the PWO 16-F flange plate

# PWO 16-UW/S - Panel feed-through terminal block





1844390

<https://www.phoenixcontact.com/us/products/1844390>

## Approvals

To download certificates, visit the product detail page: <https://www.phoenixcontact.com/us/products/1844390>

 <b>CSA</b> Approval ID: 13631				
	Nominal voltage $U_N$	Nominal current $I_N$	Cross section AWG	Cross section $\text{mm}^2$
Use group B				
	600 V	66 A	14 - 4	-
Use group C				
	600 V	66 A	14 - 4	-

 <b>cULus Recognized</b> Approval ID: E60425-20100423				
	Nominal voltage $U_N$	Nominal current $I_N$	Cross section AWG	Cross section $\text{mm}^2$
Use group B				
	600 V	66 A	14 - 4	-
Use group C				
	600 V	66 A	14 - 4	-



# PWO 16-UW/S - Panel feed-through terminal block



1844390

<https://www.phoenixcontact.com/us/products/1844390>

## Classifications

### ECLASS

ECLASS-11.0	27141134
ECLASS-13.0	27141134
ECLASS-12.0	27141134

### ETIM

ETIM 9.0	EC001283
----------	----------

### UNSPSC

UNSPSC 21.0	39121400
-------------	----------

# PWO 16-UW/S - Panel feed-through terminal block



1844390

<https://www.phoenixcontact.com/us/products/1844390>

## Environmental product compliance

EU RoHS	
Fulfills EU RoHS substance requirements	Yes, No exemptions
China RoHS	
Environment friendly use period (EFUP)	EFUP-E
	No hazardous substances above the limits
EU REACH SVHC	
REACH candidate substance (CAS No.)	No substance above 0.1 wt%

# PWO 16-UW/S - Panel feed-through terminal block



1844390

<https://www.phoenixcontact.com/us/products/1844390>

## Accessories

### PWO 16-F - Panel feed-through terminal block

1705659

<https://www.phoenixcontact.com/us/products/1705659>

Mounting flange, for mounting directly on the wall



---

### ZB 12:UNPRINTED - Zack marker strip

0812120

<https://www.phoenixcontact.com/us/products/0812120>



Zack marker strip, Strip, white, unlabeled, can be labeled with: PLOTMARK, CMS-P1-PLOTTER, mounting type: snapped, for terminal block width: 12.2 mm, lettering field size: 12 x 10.5 mm, Number of individual labels: 5

## PWO 16-UW/S - Panel feed-through terminal block

1844390

<https://www.phoenixcontact.com/us/products/1844390>



## ZBF 12:UNBEDRUCKT - Zack Marker strip, flat

0809735

<https://www.phoenixcontact.com/us/products/0809735>



Zack Marker strip, flat, Strip, white, unlabeled, can be labeled with: PLOTMARK, CMS-P1-PLOTTER, mounting type: snapped, for terminal block width: 12 mm, lettering field size: 5.15 x 12.15 mm, Number of individual labels: 5

---

## SZF 2-0,8X4,0 - Screwdriver

1204520

<https://www.phoenixcontact.com/us/products/1204520>



Actuation tool, for ST terminal blocks, also suitable for use as a bladed screwdriver, size: 0.8 x 4.0 x 100 mm, 2-component grip, with non-slip grip

# PWO 16-UW/S - Panel feed-through terminal block

1844390

<https://www.phoenixcontact.com/us/products/1844390>



## SZS 1,0X4,0 VDE - Screwdriver

1205066

<https://www.phoenixcontact.com/us/products/1205066>



Screwdriver, slot-headed, VDE insulated, size: 1.0 x 4.0 x 100 mm, 2-component grip, with non-slip grip

---

Phoenix Contact 2024 © - all rights reserved

<https://www.phoenixcontact.com>

Phoenix Contact USA  
586 Fulling Mill Road  
Middletown, PA 17057, United States  
(+717) 944-1300  
[info@phoenixcon.com](mailto:info@phoenixcon.com)