

# UW 95-POT-F/S - Panel feed-through terminal block



1713243

<https://www.phoenixcontact.com/us/products/1713243>

Please be informed that the data shown in this PDF document is generated from our online catalog. Please find the complete data in the user documentation. Our general terms of use for downloads are valid.



Panel feed-through terminal block, connection method: Screw connection with tension sleeve, Cable lug connection, number of positions: 1, load current: 232 A, connection direction of the conductor to plug-in direction: 0 °, width: 25 mm. Outer terminal half with screw flange

## Your advantages

- Well-known connection principle allows worldwide use
- Low temperature rise, thanks to maximum contact force
- Tool-free snap-in principle enables easy mounting on the device panel
- Automatic panel thickness compensation enables universal use
- Reliable seal even with low-viscosity molding compounds
- Screwable flange for superior mechanical stability

## Commercial data

Item number	1713243
Packing unit	10 pc
Minimum order quantity	10 pc
Sales key	AA28
Product key	AA1GDB
GTIN	4055626309620
Weight per piece (including packing)	137.2 g
Weight per piece (excluding packing)	119 g
Customs tariff number	85369010
Country of origin	CN

# UW 95-POT-F/S - Panel feed-through terminal block



1713243

<https://www.phoenixcontact.com/us/products/1713243>

## Technical data

### Product properties

Product type	Panel feed-through terminal block
Product family	UW 95-POT
Number of positions	1
Pitch	25 mm
Number of connections	2
Number of potentials	1

### Electrical properties

Nominal current $I_N$	232 A
Nominal voltage $U_N$	1000 V
Rated voltage (III/3)	1000 V
Rated surge voltage (III/3)	8 kV
Rated voltage (III/2)	1000 V
Rated surge voltage (III/2)	8 kV
Rated voltage (II/2)	1000 V
Rated surge voltage (II/2)	6 kV

### Connection data

#### Connection technology

Connector system	UW 95
Nominal cross section	95 mm <sup>2</sup>

#### Conductor connection exterior

Connection method	Screw connection with tension sleeve
Connection direction of the conductor to plug-in direction	0 °
Single-conductor/terminal point multi-stranded	25 mm <sup>2</sup> ... 95 mm <sup>2</sup>
Conductor cross section flexible	35 mm <sup>2</sup> ... 95 mm <sup>2</sup>
Conductor cross section flexible, with ferrule without plastic sleeve	25 mm <sup>2</sup> ... 95 mm <sup>2</sup>
Conductor cross section, flexible, with ferrule, with plastic sleeve	25 mm <sup>2</sup> ... 95 mm <sup>2</sup>
2 conductors with the same cross section, stranded	16 mm <sup>2</sup> ... 35 mm <sup>2</sup>
2 conductors with same cross section, flexible	16 mm <sup>2</sup> ... 35 mm <sup>2</sup>
2 conductors with same cross section, flexible, with ferrule without plastic sleeve	16 mm <sup>2</sup> ... 35 mm <sup>2</sup>
Internal cylindrical gage	A12 / B12
Stripping length	27 mm
Tightening torque	10 Nm ... 12 Nm

#### Conductor connection interior

Connection method	Cable lug connection
Connection direction of the conductor to plug-in direction	0 °

# UW 95-POT-F/S - Panel feed-through terminal block



1713243

<https://www.phoenixcontact.com/us/products/1713243>

## Material specifications

### Material data - contact

Note	WEEE/RoHS-compliant, free of whiskers according to IEC 60068-2-82/JEDEC JESD 201
Contact material	Al alloy
Surface characteristics	tin-plated

### Material data - housing

Color (Housing)	gray (7042)
Insulating material	PA
Insulating material group	I
CTI according to IEC 60112	600
Flammability rating according to UL 94	V0
Glow wire flammability index GWFI according to EN 60695-2-12	850
Glow wire ignition temperature GWIT according to EN 60695-2-13	775
Temperature for the ball pressure test according to EN 60695-10-2	125 °C

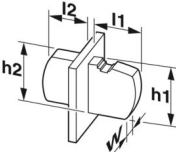
## Notes

Notes on safety	The cable entry funnel is not touch-proof. Never connect or disconnect the terminal when it is energized. Take appropriate steps to ensure touch proofness.
-----------------	---

### Safety note

Safety note	<ul style="list-style-type: none"><li>• <b>WARNING:</b> Only electrically qualified personnel may install and operate the product. They must observe the following safety notes. The qualified personnel must be familiar with the basics of electrical engineering. They must be able to recognize and prevent danger. The relevant symbol on the packaging indicates that only personnel familiar with electrical engineering are allowed to install and operate the product.</li><li>• The installation notes/Design In documents online on the download page at <a href="https://www.phoenixcontact.com/products">phoenixcontact.com/products</a> must be observed for this product.</li><li>• The cable entry funnel is not safe to touch. Never connect or disconnect the terminal when it is energized. Take appropriate steps to ensure touch protection.</li><li>• To maintain the nominal voltage, align the cable lugs straight and centered, and cast the terminals on the inside.</li></ul>
-------------	--

## Dimensions

Dimensional drawing	
Pitch	25 mm

# UW 95-POT-F/S - Panel feed-through terminal block



1713243

<https://www.phoenixcontact.com/us/products/1713243>

Width [w]	25 mm
-----------	-------

## External dimensions

Width [w]	24.6 mm
Height [h1]	47.4 mm
Length [l1]	49.5 mm

## Internal dimensions

Width [w]	25 mm
Height [h2]	100.7 mm
Length [l2]	42 mm

## Mechanical tests

### Test for conductor damage and slackening

Specification	IEC 60947-7-1:2009-04
Result	Test passed

### Pull-out test

Specification	IEC 60947-7-1:2009-04
Conductor cross section/conductor type/tractive force setpoint/actual value	25 mm <sup>2</sup> / solid / > 135 N
	35 mm <sup>2</sup> / flexible / > 190 N
	95 mm <sup>2</sup> / solid / > 351 N
	95 mm <sup>2</sup> / flexible / > 351 N

## Electrical tests

### Temperature-rise test

Specification	IEC 60947-7-1:2009-04
Requirement temperature-rise test	Increase in temperature ≤ 45 K

### Short-time withstand current

Specification	IEC 60947-7-1:2009-04
---------------	-----------------------

### Air clearances and creepage distances | 1. Insulation coordination

Specification	IEC 60947-1:2007-06 + A1:2010-12
Insulating material group	I
Comparative tracking index (IEC 60112)	CTI 600
Rated insulation voltage (III/3)	1000 V
Rated surge voltage (III/3)	8 kV
minimum clearance value - non-homogenous field (III/3)	8 mm
minimum creepage distance (III/3)	12.5 mm
Rated insulation voltage (III/2)	1000 V
Rated surge voltage (III/2)	8 kV
minimum clearance value - non-homogenous field (III/2)	8 mm
minimum creepage distance (III/2)	8 mm
Rated insulation voltage (II/2)	1000 V

# UW 95-POT-F/S - Panel feed-through terminal block



1713243

<https://www.phoenixcontact.com/us/products/1713243>

Rated surge voltage (II/2)	6 kV
minimum clearance value - non-homogenous field (II/2)	5.5 mm
minimum creepage distance (II/2)	5.5 mm

## Environmental and real-life conditions

### Vibration test

Specification	IEC 60068-2-6:2007-12
Frequency	10 - 150 - 10 Hz
Sweep speed	1 octave/min
Amplitude	0.35 mm (10 Hz ... 60.1 Hz)
Acceleration	5g (60.1 Hz ... 150 Hz)
Test duration per axis	2.5 h

### Glow-wire test

Specification	IEC 60695-2-11:2014-02
Temperature	960 °C
Time of exposure	30 s

### Ambient conditions

Ambient temperature (operation)	-40 °C ... 100 °C (Depending on the current carrying capacity/derating curve)
Ambient temperature (storage/transport)	-40 °C ... 70 °C
Relative humidity (storage/transport)	30 % ... 70 %
Ambient temperature (assembly)	-5 °C ... 100 °C

## Packaging specifications

Type of packaging	packed in cardboard
-------------------	---------------------

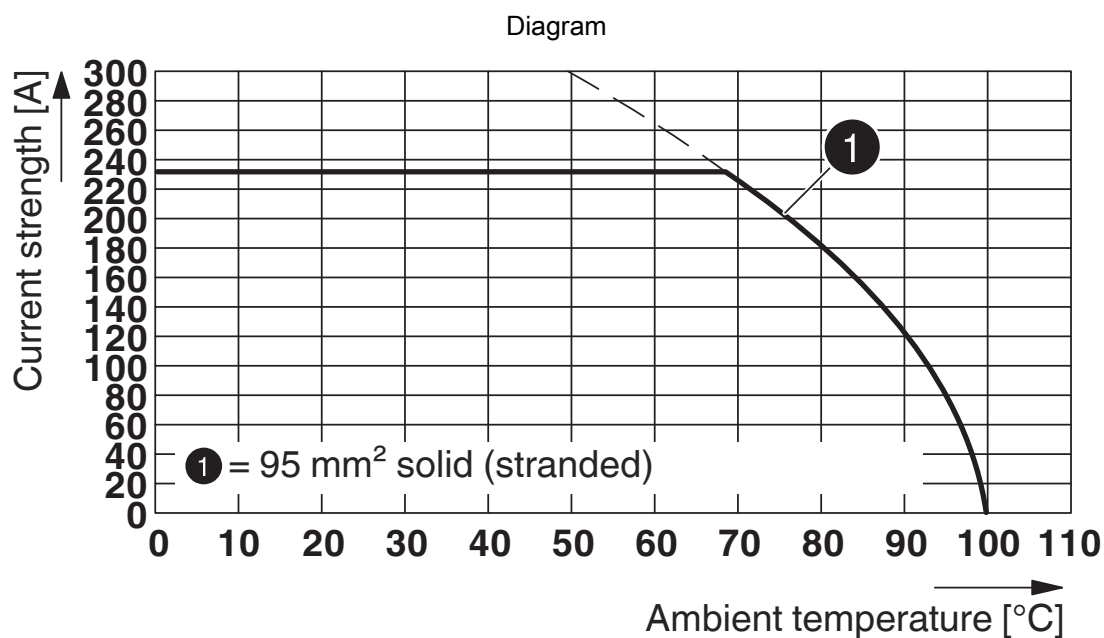
# UW 95-POT-F/S - Panel feed-through terminal block



1713243

<https://www.phoenixcontact.com/us/products/1713243>

## Drawings



Type: UW 95-POT(-F)/S

# UW 95-POT-F/S - Panel feed-through terminal block





1713243

<https://www.phoenixcontact.com/us/products/1713243>

## Approvals

To download certificates, visit the product detail page: <https://www.phoenixcontact.com/us/products/1713243>

 <b>cULus Recognized</b> Approval ID: E60425-20171106				
	Nominal voltage $U_N$	Nominal current $I_N$	Cross section AWG	Cross section $\text{mm}^2$
Use group B	600 V	200 A	4 - 3/0	-
Use group C	600 V	200 A	4 - 3/0	-

 <b>VDE Zeichengenehmigung</b> Approval ID: 40047737				
	Nominal voltage $U_N$	Nominal current $I_N$	Cross section AWG	Cross section $\text{mm}^2$
	1000 V	232 A	-	25 - 95

# UW 95-POT-F/S - Panel feed-through terminal block



1713243

<https://www.phoenixcontact.com/us/products/1713243>

## Classifications

### ECLASS

ECLASS-11.0	27141134
ECLASS-13.0	27141134
ECLASS-12.0	27141134

### ETIM

ETIM 9.0	EC001283
----------	----------

### UNSPSC

UNSPSC 21.0	39121400
-------------	----------



# UW 95-POT-F/S - Panel feed-through terminal block



1713243

<https://www.phoenixcontact.com/us/products/1713243>

## Environmental product compliance

EU RoHS	
Fulfills EU RoHS substance requirements	Yes, No exemptions
China RoHS	
Environment friendly use period (EFUP)	EFUP-E
	No hazardous substances above the limits
EU REACH SVHC	
REACH candidate substance (CAS No.)	No substance above 0.1 wt%

# UW 95-POT-F/S - Panel feed-through terminal block



1713243

<https://www.phoenixcontact.com/us/products/1713243>

## Accessories

### CRIMPFOX 50R - Crimping pliers

1212041

<https://www.phoenixcontact.com/us/products/1212041>



Crimping pliers, for ferrules without insulating collar according to DIN 46228 Part 1 and ferrules with insulating collar according to DIN 46228 Part 4, 35 mm<sup>2</sup> ... 50 mm<sup>2</sup>, lateral entry, WM crimp

---

### CRIMPFOX-C120 - Crimping pliers

1212318

<https://www.phoenixcontact.com/us/products/1212318>



Basic pliers, for accommodating dies for a wide range of type of contacts up to 120 mm<sup>2</sup>

# UW 95-POT-F/S - Panel feed-through terminal block



1713243

<https://www.phoenixcontact.com/us/products/1713243>

## CRIMPFOX-C120 AI 95/M-DIE - Crimp insert

1212336

<https://www.phoenixcontact.com/us/products/1212336>



Die (upper part), for CRIMPFOX-C120, for ferrules (DIN 46228) 95 mm<sup>2</sup>, trapeze crimp

---

## CRIMPFOX-C120 AI 95/F-DIE - Crimp insert

1212339

<https://www.phoenixcontact.com/us/products/1212339>



Die (lower part), for CRIMPFOX-C120, for ferrules (DIN 46228) 95 mm<sup>2</sup>, trapeze crimp

## UW 95-POT-F/S - Panel feed-through terminal block

1713243

<https://www.phoenixcontact.com/us/products/1713243>



## CRIMPFOX-RC 25 - Crimping pliers

1212065

<https://www.phoenixcontact.com/us/products/1212065>



Crimping pliers, for non-insulated cable lugs, 10 ... 25 mm<sup>2</sup>, indent crimp

---

## ZB 16 CUS - Zack marker strip

0827463

<https://www.phoenixcontact.com/us/products/0827463>



Zack marker strip, can be ordered: Strip, white, labeled according to customer specifications, mounting type: snap into tall marker groove, for terminal block width: 16 mm, lettering field size: 10.5 x 16 mm, Number of individual labels: 5

## UW 95-POT-F/S - Panel feed-through terminal block

1713243

<https://www.phoenixcontact.com/us/products/1713243>



### ZBF 16 CUS - Zack Marker strip, flat

0827465

<https://www.phoenixcontact.com/us/products/0827465>



Zack Marker strip, flat, can be ordered: Strip, white, labeled according to customer specifications, mounting type: snap into flat marker groove, for terminal block width: 16 mm, lettering field size: 5.15 x 16 mm, Number of individual labels: 5

---

### ZBF 16:UNPRINTED - Zack Marker strip, flat

0827464

<https://www.phoenixcontact.com/us/products/0827464>



Zack Marker strip, flat, Strip, white, unlabeled, can be labeled with: PLOTMARK, CMS-P1-PLOTTER, mounting type: snapped, for terminal block width: 16 mm, lettering field size: 16.25 x 10.5 mm, Number of individual labels: 50

## UW 95-POT-F/S - Panel feed-through terminal block

1713243

<https://www.phoenixcontact.com/us/products/1713243>



## ZB 16:UNPRINTED - Zack marker strip

0827461

<https://www.phoenixcontact.com/us/products/0827461>



Zack marker strip, Strip, white, unlabeled, can be labeled with: PLOTMARK, CMS-P1-PLOTTER, mounting type: snapped, for terminal block width: 16 mm, lettering field size: 16 x 10.5 mm, Number of individual labels: 50

---

## UC-TM 16 CUS - Marker for terminal blocks

0824621

<https://www.phoenixcontact.com/us/products/0824621>



Marker for terminal blocks, can be ordered: by sheet, white, labeled according to customer specifications, mounting type: snap into tall marker groove, for terminal block width: 16 mm, lettering field size: 15.45 x 10.5 mm, Number of individual labels: 32

# UW 95-POT-F/S - Panel feed-through terminal block



1713243

<https://www.phoenixcontact.com/us/products/1713243>

## UC-TMF 16 - Marker for terminal blocks

0819262

<https://www.phoenixcontact.com/us/products/0819262>



Marker for terminal blocks, Sheet, white, unlabeled, can be labeled with: BLUEMARK ID COLOR, BLUEMARK ID, BLUEMARK CLED, PLOTMARK, CMS-P1-PLOTTER, mounting type: snapped, for terminal block width: 16 mm, lettering field size: 15.45 x 5.1 mm, Number of individual labels: 32

---

## UC-TMF 16 CUS - Marker for terminal blocks

0824678

<https://www.phoenixcontact.com/us/products/0824678>



Marker for terminal blocks, can be ordered: by sheet, white, labeled according to customer specifications, mounting type: snap into flat marker groove, for terminal block width: 16 mm, lettering field size: 15.45 x 5.1 mm, Number of individual labels: 32

## UW 95-POT-F/S - Panel feed-through terminal block

1713243

<https://www.phoenixcontact.com/us/products/1713243>



## UC-TM 16 - Marker for terminal blocks

0819217

<https://www.phoenixcontact.com/us/products/0819217>



Marker for terminal blocks, Sheet, white, unlabeled, can be labeled with: BLUEMARK ID COLOR, BLUEMARK ID, BLUEMARK CLED, PLOTMARK, CMS-P1-PLOTTER, mounting type: snapped, for terminal block width: 16 mm, lettering field size: 15.45 x 10.5 mm, Number of individual labels: 32

## SZK PZ2 VDE - Screwdriver

1206463

<https://www.phoenixcontact.com/us/products/1206463>



Screwdriver, PZ crosshead, VDE insulated, size: PZ 2 x 100 mm, 2-component grip, with non-slip grip

Phoenix Contact 2024 © - all rights reserved  
<https://www.phoenixcontact.com>

Phoenix Contact USA  
586 Fulling Mill Road  
Middletown, PA 17057, United States  
(+717) 944-1300  
[info@phoenixcon.com](mailto:info@phoenixcon.com)