

TW 95/ 3-CL - Panel feed-through terminal block



1708754

<https://www.phoenixcontact.com/us/products/1708754>

Please be informed that the data shown in this PDF document is generated from our online catalog. Please find the complete data in the user documentation. Our general terms of use for downloads are valid.



Panel feed-through terminal block, connection method: T-LOX knee lever connection, Cable lug connection, number of positions: 3, load current: 232 A, connection direction of the conductor to plug-in direction: 0 °, width: 97 mm

Your advantages

- Lever actuation enables time-saving and smooth connection of large conductors
- Defined contact force ensures that contact remains stable over the long term
- 90° open clamping space allows the conductor to be conveniently swiveled
- Quick, tool-free mounting on the housing wall using a fixing wedge

Commercial data

Item number	1708754
Packing unit	5 pc
Minimum order quantity	5 pc
Sales key	AA28
Product key	AA1GFA
GTIN	4055626020396
Weight per piece (including packing)	679.6 g
Weight per piece (excluding packing)	679 g
Customs tariff number	85369010
Country of origin	PL

TW 95/ 3-CL - Panel feed-through terminal block



1708754

<https://www.phoenixcontact.com/us/products/1708754>

Technical data

Product properties

Product type	Panel feed-through terminal block
Product family	TW 95/...-CL
Number of positions	3
Pitch	26 mm
Number of connections	6
Number of rows	1
Number of potentials	3

Insulation characteristics

Overvoltage category	III
Degree of pollution	3

Electrical properties

Nominal current I_N	232 A
Nominal voltage U_N	1000 V
Degree of pollution	3
Rated voltage (III/3)	1000 V
Rated surge voltage (III/3)	8 kV
Rated voltage (III/2)	1000 V
Rated surge voltage (III/2)	8 kV
Rated voltage (II/2)	1000 V
Rated surge voltage (II/2)	6 kV

Connection data

Connection technology

Connector system	TW 95
Nominal cross section	95 mm ²

Conductor connection exterior

Connection method	T-LOX knee lever connection
Connection direction of the conductor to plug-in direction	0 °
Single-conductor/terminal point multi-stranded	25 mm ² ... 95 mm ²
Conductor cross section flexible	25 mm ² ... 95 mm ²
Conductor cross section flexible, with ferrule without plastic sleeve	25 mm ² ... 95 mm ²
Conductor cross section, flexible, with ferrule, with plastic sleeve	25 mm ² ... 95 mm ²
Stripping length	25 mm

Conductor connection interior

Connection method	Cable lug connection
Connection direction of the conductor to plug-in direction	0 °

TW 95/ 3-CL - Panel feed-through terminal block



1708754

<https://www.phoenixcontact.com/us/products/1708754>

Material specifications

Material data - contact

Note	WEEE/RoHS-compliant, free of whiskers according to IEC 60068-2-82/JEDEC JESD 201
Contact material	Cu alloy
Surface characteristics	tin-plated

Material data - housing

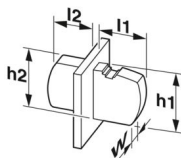
Color (Housing)	gray (7042)
Insulating material	PA
Insulating material group	I
CTI according to IEC 60112	600
Flammability rating according to UL 94	V0
Glow wire flammability index GWFI according to EN 60695-2-12	850
Glow wire ignition temperature GWIT according to EN 60695-2-13	775
Temperature for the ball pressure test according to EN 60695-10-2	125 °C

Notes

Safety note

Safety note	<ul style="list-style-type: none">• Only electrically qualified personnel may install and operate the product. To recognize and prevent danger, the qualified personnel must be familiar with the basics of electrical engineering.• Observe the technical data provided here and refer to the documents listed under "Downloads". The download area contains important information, such as installation notes, technical drawings, and 3D data.• The cable entry funnel is not safe to touch. Never connect or disconnect the terminal when it is energized. Take appropriate steps to ensure touch protection.
-------------	---

Dimensions

Dimensional drawing	
Pitch	26 mm
Width [w]	97 mm
Height [h]	81.8 mm
Length [l]	120.05 mm

External dimensions

Height [h1]	75.75 mm
-------------	----------

TW 95/ 3-CL - Panel feed-through terminal block



1708754

<https://www.phoenixcontact.com/us/products/1708754>

Length [l1]	52.9 mm
Internal dimensions	
Height [h2]	65.6 mm
Length [l2]	67.15 mm

Mechanical tests

Test for conductor damage and slackening

Specification	IEC 60947-7-1:2009-04
Result	Test passed

Pull-out test

Specification	IEC 60947-7-1:2009-04
Conductor cross section/conductor type/tractive force setpoint/actual value	25 mm ² / solid / > 135 N
	25 mm ² / flexible / > 135 N
	95 mm ² / solid / > 351 N
	95 mm ² / flexible / > 351 N
	25 mm ² / flexible with ferrule / > 135 N
	95 mm ² / flexible with ferrule / > 351 N

Electrical tests

Temperature-rise test

Specification	IEC 60947-7-1:2009-04 (following)
Requirement temperature-rise test	Increase in temperature ≤ 45 K

Short-time withstand current

Specification	IEC 60947-7-1:2009-04
---------------	-----------------------

Air clearances and creepage distances | 1. Insulation coordination

Specification	IEC 60947-1:2007-06 + A1:2010-12
Insulating material group	I
Comparative tracking index (IEC 60112)	CTI 600
Rated insulation voltage (III/3)	1000 V
Rated surge voltage (III/3)	8 kV
minimum clearance value - non-homogenous field (III/3)	8 mm
minimum creepage distance (III/3)	12.5 mm
Rated insulation voltage (III/2)	1000 V
Rated surge voltage (III/2)	8 kV
minimum clearance value - non-homogenous field (III/2)	8 mm
minimum creepage distance (III/2)	8 mm
Rated insulation voltage (II/2)	1000 V
Rated surge voltage (II/2)	6 kV
minimum clearance value - non-homogenous field (II/2)	5.5 mm
minimum creepage distance (II/2)	5.5 mm

TW 95/ 3-CL - Panel feed-through terminal block



1708754

<https://www.phoenixcontact.com/us/products/1708754>

Environmental and real-life conditions

Vibration test

Specification	IEC 60068-2-6:2007-12
Frequency	10 - 150 - 10 Hz
Sweep speed	1 octave/min
Amplitude	0.35 mm (10 Hz ... 60.1 Hz)
Acceleration	5g (60.1 Hz ... 150 Hz)
Test duration per axis	2.5 h

Glow-wire test

Specification	IEC 60695-2-11:2014-02
Temperature	960 °C
Time of exposure	30 s

Ambient conditions

Ambient temperature (operation)	-40 °C ... 100 °C (Depending on the current carrying capacity/derating curve)
Ambient temperature (storage/transport)	-40 °C ... 70 °C
Relative humidity (storage/transport)	30 % ... 70 %
Ambient temperature (assembly)	-5 °C ... 100 °C

Packaging specifications

Type of packaging	packed in cardboard
-------------------	---------------------

TW 95/ 3-CL - Panel feed-through terminal block

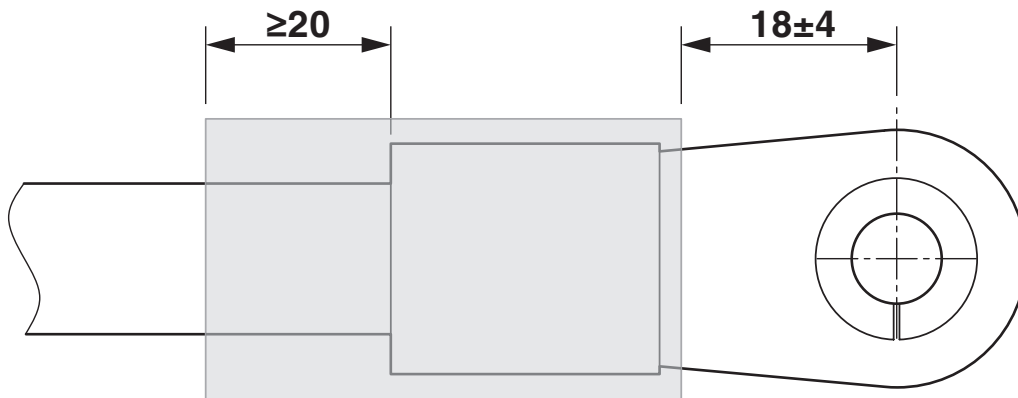


1708754

<https://www.phoenixcontact.com/us/products/1708754>

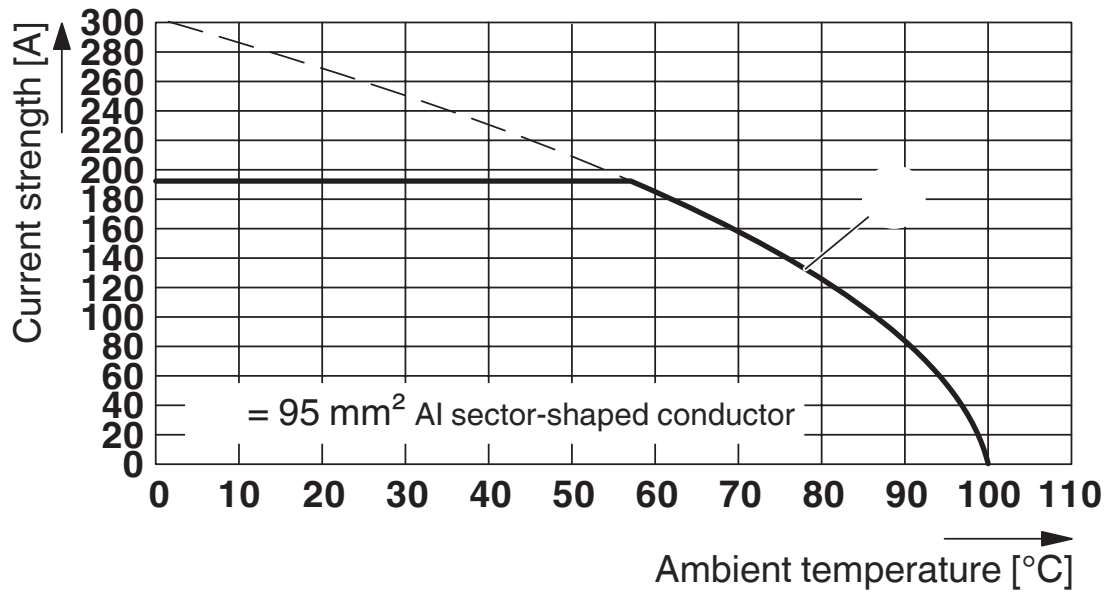
Drawings

Dimensional drawing



Electric strength > 19.7 kV/mm (IEC243), min. Wall thickness, fully shrunk ≥ 0.5 mm

Diagram



Type: TW 95/...-CL

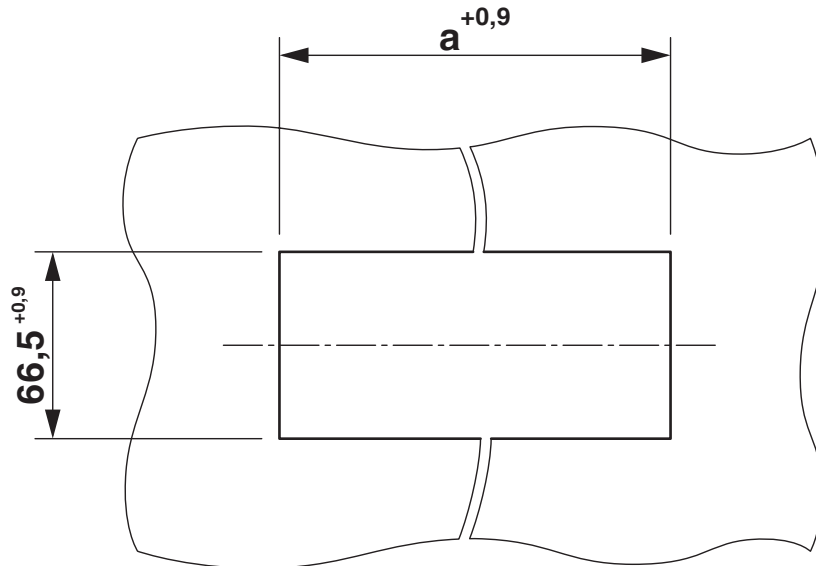
TW 95/ 3-CL - Panel feed-through terminal block



1708754

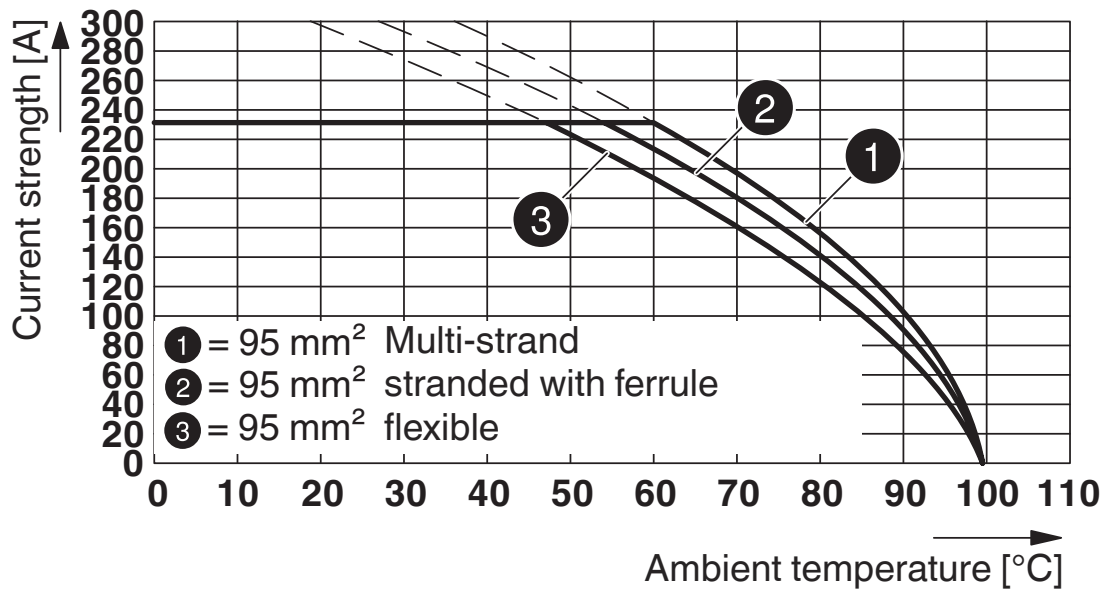
<https://www.phoenixcontact.com/us/products/1708754>

Drilling plan/solder pad geometry



Dimension a = 87 mm

Diagram



Type: TW 95/...-CL

TW 95/ 3-CL - Panel feed-through terminal block





1708754

<https://www.phoenixcontact.com/us/products/1708754>

Approvals

To download certificates, visit the product detail page: <https://www.phoenixcontact.com/us/products/1708754>

 cULus Recognized Approval ID: E60425-20160914				
	Nominal voltage U_N	Nominal current I_N	Cross section AWG	Cross section mm^2
Use group C	600 V	200 A	4 - 3/0	-

 VDE Zeichengenehmigung Approval ID: 40045667				
	Nominal voltage U_N	Nominal current I_N	Cross section AWG	Cross section mm^2
	1000 V	232 A	-	25 - 95

TW 95/ 3-CL - Panel feed-through terminal block



1708754

<https://www.phoenixcontact.com/us/products/1708754>

Classifications

ECLASS

ECLASS-11.0	27141134
ECLASS-12.0	27141134
ECLASS-13.0	27141134

ETIM

ETIM 9.0	EC001283
----------	----------

UNSPSC

UNSPSC 21.0	39121400
-------------	----------

TW 95/ 3-CL - Panel feed-through terminal block



1708754

<https://www.phoenixcontact.com/us/products/1708754>

Environmental product compliance

EU RoHS

Fulfills EU RoHS substance requirements	Yes, No exemptions
---	--------------------

China RoHS

Environment friendly use period (EFUP)	EFUP-E
	No hazardous substances above the limits

EU REACH SVHC

REACH candidate substance (CAS No.)	No substance above 0.1 wt%
-------------------------------------	----------------------------

TW 95/ 3-CL - Panel feed-through terminal block



1708754

<https://www.phoenixcontact.com/us/products/1708754>

Accessories

SZK PZ2 VDE - Screwdriver

1206463

<https://www.phoenixcontact.com/us/products/1206463>



Screwdriver, PZ crosshead, VDE insulated, size: PZ 2 x 100 mm, 2-component grip, with non-slip grip

ZBF 19,7:UNBEDRUCKT - Zack marker strips off the roll, flat

0810627

<https://www.phoenixcontact.com/us/products/0810627>



Zack marker strips off the roll, flat, Strip, white, unlabeled, can be labeled with: PLOTMARK, CMS-P1-PLOTTER, mounting type: snapped, for terminal block width: 19.7 mm, lettering field size: 19.7 x 5.2 mm, Number of individual labels: 5

TW 95/ 3-CL - Panel feed-through terminal block

1708754

<https://www.phoenixcontact.com/us/products/1708754>



ZBF 19,7 CUS - Zack Marker strip, flat

0825021

<https://www.phoenixcontact.com/us/products/0825021>



Zack Marker strip, flat, can be ordered: Strip, white, labeled according to customer specifications, mounting type: snap into flat marker groove, for terminal block width: 19.7 mm, lettering field size: 5.15 x 19.7 mm, Number of individual labels: 5

ZB 18:UNBEDRUCKT - Zack marker strip

0811833

<https://www.phoenixcontact.com/us/products/0811833>



Zack marker strip, Strip, white, unlabeled, can be labeled with: PLOTMARK, CMS-P1-PLOTTER, mounting type: snapped, for terminal block width: 18 mm, lettering field size: 10.5 x 17.4 mm, Number of individual labels: 5

TW 95/ 3-CL - Panel feed-through terminal block



1708754

<https://www.phoenixcontact.com/us/products/1708754>

ZB 18,LGS:L1-N,PE - Zack marker strip

0811846

<https://www.phoenixcontact.com/us/products/0811846>



Zack marker strip, Strip, white, labeled, printed horizontally: L1, L2, L3, N, PE, mounting type: snapped, for terminal block width: 18 mm, lettering field size: 10.5 x 17.4 mm, Number of individual labels: 5

ZB 18 CUS - Zack marker strip

0824947

<https://www.phoenixcontact.com/us/products/0824947>



Zack marker strip, can be ordered: Strip, white, labeled according to customer specifications, mounting type: snap into tall marker groove, for terminal block width: 18 mm, lettering field size: 10.5 x 17.4 mm, Number of individual labels: 5

Phoenix Contact 2024 © - all rights reserved
<https://www.phoenixcontact.com>

Phoenix Contact USA
586 Fulling Mill Road
Middletown, PA 17057, United States
(+717) 944-1300
info@phoenixcon.com