



Feed-through terminal, Screw connection, Mounting type: Mounting surface, Rated cross-section: 10 mm², Colour: Grey

RAL: 7032

Business data

Article number	<u>17387.6</u>
Article name	SDK 10/2A/Z GR
GTIN (EAN)	4044211209803
Packaging unit	50
Quantity unit	PC
Weight per piece (not including packaging)	21.38 g
Weight per piece (including packaging)	21.4 g
Unit of weight	G
Customs number	85369010
Country of origin	EU
Prio-Article	17387.6
Product description	Panel feed-through terminal

Technical data

Dimensions

Length of outer part	32.9 mm
Length of inner part	25.1 mm
Width of outer part	10.1 mm
Width of inner part	10.1 mm
Height of outer part	32.6 mm
Height of inner part	31 mm

Ratings

Rated voltage	630 V
Rated voltage when using spacer plates and mounted on a conductive housing panel	800 V
Rated voltage when using spacer plates and adapter plates, and when mounting on a conductive housing panel	1000 V
Rated current	57 A
Current load, max.	76 A
Rated cross-section	10 mm ²
Rated impulse voltage	6 kV
Overvoltage category	III
Contamination degree	3
Maximum power dissipation for nominal condition	1.82 W

Technical data

Connection data

Connection principle	Screw connection
Number of terminals per pole	2
No. of poles	1
Wire cross-section single-core (rigid) / stranded, min.	0.2 mm ²
Wire cross-section single core (rigid)/stranded, max.	16 mm ²
Wire cross-section stranded, min.	0.2 mm ²
Wire cross-section stranded, max.	16 mm ²
Wire cross-section stranded with wire-end ferrules,min.	0.2 mm ²
Wire cross-section stranded with wire-end ferrules,max.	10 mm ²
Wire cross-section AWG, min.	20
Wire cross-section AWG, max.	6
Stripping length	12 mm
Screw head	Slotted
Screw threading	M 4
Tightening torque, min.	1.2 Nm
Tightening torque, max.	2.4 Nm

Materials

Insulation housing	Polyamide 6.6
Flammability class UL 94	V-0
Working temperature, min.	-40 °C
Working temperature, max.	120 °C

Further technical data

Mounting type	Mounting face
Gauge plug acc. to EN 60 947-1	A6
Sheet thickness min.	1 mm
Sheet thickness max.	4 mm
Sheet thickness when using spacer plates, min.	1 mm
Sheet thickness when using spacer plates, max.	3 mm
Thickness of mounting plate, min.	1
Thickness of mounting plate, max.	4

Technical data

Environmental Product Compliance

REACH Conform	yes
REACH Reference date	2023-06-14
REACH Candidate Substance Note	No
RoHS Conform	yes

Approvals

Standards and regulations

EAC approval	TR ZU 004/2011
EAC approval granted	yes

cUL Recognized

cUL approval	C22.2 No 158
cUL Usegroup B: rated voltage	300 V
cUL Usegroup B: rated current	65 A
cUL Usegroup C: rated voltage	300 V
cUL Usegroup C: rated current	65 A
cUL Usegroup D: rated voltage	300 V
cUL Usegroup D: rated voltage when using the SDK 4-DP spacer plate	600 V
cUL Usegroup D: rated current	65 A
cUL Usegroup D: rated current when using the SDK 4-DP spacer plate	5 A
cUL wire cross-section single-core (rigid) AWG, min.	20
cUL wire cross-section single-core (rigid) AWG, max.	6
cUL wire cross-section stranded AWG, min.	20
cUL wire cross-section stranded AWG, max.	6
cUL torque, min.	1.2 Nm
cUL torque, max.	2.4 Nm
cUL wire material	Cu
cUL Recognized	1

KEMA KEUR approval


KEMA KEUR approval	EN 60947-7-1:2009
KEMA KEUR approval granted	yes
KEMA rated voltage with feed-through plate max. 1 mm thickness	1000 V
KEMA rated voltage with feed-through plate 2-4 mm thickness	800 V
KEMA conventional thermal current in free air	57 A
KEMA rated impulse voltage (for 250 V without partitions)	6 kV
KEMA wire cross-section, min.	0.2 mm ²
KEMA wire cross-section, max.	16 mm ²
KEMA torque, max.	1.2 Nm

Approvals

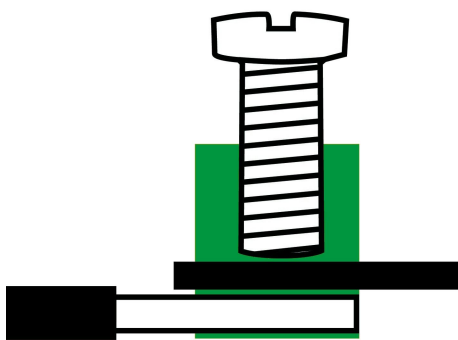
UL Recognized

UL approval	UL 1059
UL Usegroup B: rated voltage	300 V
UL Usegroup B: rated current when using the SDK 4-DP spacer plate and the SDK 4-AP adapter plate	600 A
UL Usegroup B: rated current	65 A
UL Usegroup B: rated voltage when using the SDK 4-DP spacer plate and the SDK 4-AP adapter plate	65 V
UL Usegroup C: rated voltage	300 V
UL Usegroup C: rated voltage when using the SDK 4-DP spacer plate and the SDK 4-AP adapter plate	600 V
UL Usegroup C: rated current	65 A
UL Usegroup C: rated current when using the SDK 4-DP spacer plate and the SDK 4-AP adapter plate	65 A
UL Usegroup D: rated voltage	300 V
UL Usegroup D: rated voltage when using the SDK 4-DP spacer plate	600 V
UL Usegroup D: rated current	65 A
UL Usegroup D: rated current when using the SDK 4-DP spacer plate	5 A
UL wire cross-section single-core (rigid) AWG, min.	20
UL wire cross-section single-core (rigid) AWG, max.	6
UL wire cross-section stranded AWG, min.	20
UL wire cross-section stranded AWG, max.	6
UL torque, min.	10.6 Lb In.
UL torque, max.	21.2 Lb In.
UL wire material	Cu
UL factory wiring	1
UL field wiring	1
UL Recognized	1

Media



EAC



c  US

Accessories

Outer 6-pole adapter plate


Adapter plate, Colour: Grey



Article number	Article name	GTIN (EAN)	Packaging unit
<u>17443.6</u>	SDK 10-AP/6 GR	4044211209834	10 ST

Set 23.05.2017, spacer plate inside + outside

Partition plate, Width: 3 mm, Colour: Grey



Article number	Article name	GTIN (EAN)	Packaging unit
<u>17441.6</u>	SDK 10-DP GR	4044211209810	50 ST

Set: outer flange plate

Flange plate, Colour: Grey



Article number	Article name	GTIN (EAN)	Packaging unit
<u>17442.6</u>	SDK 10-FP GR	4044211209827	50 ST

Quick marking

Terminal marker / Pocket Maxicard, Length: 12 mm, Width: 10 mm, Colour: White



Article number	Article name	GTIN (EAN)	Packaging unit
<u>9433.7</u>	PMC BSTR 10x12/10 WH	4044211155223	100 ST

Screwdriver

17387.6 SDK 10/2A/Z GR

Screwdriver with bare blade, Colour: Black-grey



Article number	Article name	GTIN (EAN)	Packaging unit
<u>1087.0</u>	SDB 0,8x4,0	4044211014803	1 ST