




LUMAWISE | LUMAWISE LED Holders

TE Internal #: 4-2325807-3

LED Holders, Lextar PB16H / Citizen CLU038 / Luminus CXM-11-AC00, Zhaga Inspired / Optic Compatible, 60 VDC, Poke-In, 1 Position, LUMAWISE LED Holders

[View on TE.com >](#)

Connectors > Lighting Connectors > LED Holders > LED Holders, Z45



Compatible LED: Citizen CLL030, Citizen CLL032, Citizen CLU 034, Citizen CLU 036, Citizen CLU038, Citizen CLU720, Citizen CLU721, Cree CMT 1922, Cree CMT 1925, Cree CMT 1930, Edison Opto HE CR 180 Series, Edison Opto HE CR 190 Series, Edison Opto HM CR 180 Series, Edison Opto HM CR 190 Series, Lextar PB16H, Lextar PB16U, Lextar PB19H, Lextar PB19U, Lextar PB26H, Lextar PB26U, Luminus CHM 14, Luminus CHM-14-AC00, Luminus CHM-14-AC10, Luminus CLM-14 GEN 3, Luminus CXM-11-AC00, Luminus CXM-11-XH00

Lighting Connector Features Included: Optic Compatible, Zhaga Inspired

Operating Voltage: 60 VDC

Termination Method to Wire & Cable: Poke-In

Number of Positions: 1

[All LED Holders, Z45 \(11\)](#)

## Features

### Product Type Features

COB Substrate Thickness	1 mm
Connector & Contact Terminates To	Printed Circuit Board

### Configuration Features

Lighting Connector Features Included	Optic Compatible, Zhaga Inspired
Number of Positions	1

### Electrical Characteristics

Operating Voltage	60 VDC
-------------------	--------

### Body Features

Compatible LED	Citizen CLL030, Citizen CLL032, Citizen
----------------	---



CLU 034, Citizen CLU 036, Citizen CLU038, Citizen CLU720, Citizen CLU721, Cree CMT 1922, Cree CMT 1925, Cree CMT 1930, Edison Opto HE CR 180 Series, Edison Opto HE CR 190 Series, Edison Opto HM CR 180 Series, Edison Opto HM CR 190 Series, Lextar PB16H, Lextar PB16U, Lextar PB19H, Lextar PB19U, Lextar PB26H, Lextar PB26U, Luminus CHM 14, Luminus CHM-14-AC00, Luminus CHM-14-AC10, Luminus CLM-14 GEN 3, Luminus CXM-11-AC00, Luminus CXM-11-XH00

**Contact Features**

Contact Mating Area Plating Material	Gold
Contact Current Rating (Max)	3 A

**Termination Features**

Termination Method to Wire & Cable	Poke-In
------------------------------------	---------

**Usage Conditions**

Operating Temperature Range	-40 – 105 °C[-40 – 105 °F]
-----------------------------	----------------------------

**Operation/Application**

Circuit Application	Power
---------------------	-------

**Product Compliance**

[For compliance documentation, visit the product page on TE.com>](#)

EU RoHS Directive 2011/65/EU	Compliant
EU ELV Directive 2000/53/EC	Not Yet Reviewed
China RoHS 2 Directive MIIT Order No 32, 2016	No Restricted Materials Above Threshold
EU REACH Regulation (EC) No. 1907/2006	Current ECHA Candidate List: JAN 2024 (240) Candidate List Declared Against: JUNE 2022 (224) Does not contain REACH SVHC
Halogen Content	Not Yet Reviewed for halogen content
Solder Process Capability	Not reviewed for solder process capability

Product Compliance Disclaimer

This information is provided based on reasonable inquiry of our suppliers and represents our current actual knowledge based on the information they provided. This information is subject to change. The part numbers that TE has identified as EU RoHS compliant have a maximum concentration of 0.1% by weight in homogenous materials for lead, hexavalent chromium, mercury, PBB, PBDE, DBP, BBP, DEHP, DIBP, and 0.01% for cadmium, or qualify for an exemption to these limits as defined in the Annexes of Directive 2011/65/EU (RoHS2). Finished electrical and electronic equipment products

will be CE marked as required by Directive 2011/65/EU. Components may not be CE marked. Additionally, the part numbers that TE has identified as EU ELV compliant have a maximum concentration of 0.1% by weight in homogenous materials for lead, hexavalent chromium, and mercury, and 0.01% for cadmium, or qualify for an exemption to these limits as defined in the Annexes of Directive 2000/53/EC (ELV). Regarding the REACH Regulation, the information TE provides on SVHC in articles for this part number is based on the latest European Chemicals Agency (ECHA) 'Guidance on requirements for substances in articles' posted at this URL: <https://echa.europa.eu/guidance-documents/guidance-on-reach>

## Compatible Parts



TE Part # 2271203-1  
2PIN WIRE TO WIRE CONNECTOR




TE Part # CAT-L6267-B2125B  
LIGHT-N-LOK Modular Latched Plugs



TE Part # 4-2213480-1  
LUMAWISE Z50 HOLDER 2828 LEDIL




TE Part # CAT-L97-L4981C  
Mini LED Holders Z35



TE Part # CAT-L97-L4981B  
LED Holders, Z45

## Also in the Series | LUMAWISE LED Holders



LED Holders(79)

## Customers Also Bought



TE Part #2213678-5  
Z35 MINI LED HOLDER 13.5\*13.5MM PANHEAD



TE Part #2325807-3  
LED Holders, Z45



TE Part #1-1337480-0  
SMB FM BHSkt 50Ohm Gold Pltd



## Documents

### Product Drawings

[LUMAWISE Z45 LED HOLDER 19X19 typB LEDiL](#)

English

---

### CAD Files

[3D PDF](#)

3D

Customer View Model

[ENG\\_CVM\\_CVM\\_4-2325807-3\\_B.2d\\_dxf.zip](#)

English

Customer View Model

[ENG\\_CVM\\_CVM\\_4-2325807-3\\_B.3d\\_igs.zip](#)

English

Customer View Model

[ENG\\_CVM\\_CVM\\_4-2325807-3\\_B.3d\\_stp.zip](#)

English

By downloading the CAD file I accept and agree to the [Terms and Conditions](#) of use.

---

### Datasheets & Catalog Pages

[LUMAWISE LED HOLDERS + LEDiL ELISE REFLECTORS](#)

English

[LUMAWISE TYPE Z LED HOLDERS](#)

English

---

### Product Specifications

[Application Specification](#)

English

[Application Specification](#)

English

[Application Specification](#)

English