



Connectors > Lighting Connectors > LED Holders > LUMAWISE Drive Type Z50: On/Off Series



Compatible LED: Lumileds 120206xCx, Lumileds 1202CRSP, Lumileds 1202s, Lumileds 1203CRSP, Lumileds L2C5-XXXX1202E0900, Lumileds L2C5-XXXX1203E0900, Nichia NFCLL060B-V1, Nichia NFCWL036B-V1M3, Nichia NFCWL060B-V1, Nichia NVCWL024Z, Samsung LC040C

Lighting Connector Features Included: Driver on Board, Enables Zhaga Compatibility, Not Dimmable, Not Programmable, Optic Compatible, Thermal Protection

Operating Voltage: 48 VDC

Termination Method to Wire & Cable: Mini CT Connector

Connector System: Wire-to-Device

[All LUMAWISE Drive Type Z50: On/Off Series \(0\)](#)

Features

Product Type Features

LED Holders Product Type	LED Holder
COB Substrate Thickness	1 mm
Connector System	Wire-to-Device

Configuration Features

Lighting Connector Features Included	Driver on Board, Enables Zhaga Compatibility, Not Dimmable, Not Programmable, Optic Compatible, Thermal Protection
Number of Positions	2

Electrical Characteristics

Operating Voltage	48 VDC
-------------------	--------



Body Features

Compatible LED	Lumileds 120206xCx, Lumileds 1202CRSP, Lumileds 1202s, Lumileds 1203CRSP, Lumileds L2C5-XXXX1202E0900, Lumileds L2C5-XXXX1203E0900, Nichia NFCLL060B-V1, Nichia NFCWL036B-V1M3, Nichia NFCWL060B-V1, Nichia NVCWL024Z, Samsung LC040C
----------------	---

Contact Features

Contact Mating Area Plating Material	Gold
Contact Base Material	Copper Alloy

Termination Features

Termination Method to Wire & Cable	Mini CT Connector
------------------------------------	-------------------

Housing Features

Housing Material	PBT
------------------	-----

Usage Conditions

Operating Temperature Range	0 – 125 °C[32 – 257 °F]
-----------------------------	-------------------------

Product Compliance

For compliance documentation, visit the product page on [TE.com](#)>

EU RoHS Directive 2011/65/EU	Compliant with Exemptions
EU ELV Directive 2000/53/EC	Not Yet Reviewed
China RoHS 2 Directive MIIT Order No 32, 2016	Restricted Materials Above Threshold
EU REACH Regulation (EC) No. 1907/2006	Current ECHA Candidate List: JAN 2024 (240) Candidate List Declared Against: JUL 2017 (174) SVHC > Threshold: Not Yet Reviewed
Halogen Content	Not Yet Reviewed for halogen content
Solder Process Capability	Not reviewed for solder process capability


Product Compliance Disclaimer

This information is provided based on reasonable inquiry of our suppliers and represents our current actual knowledge based on the information they provided. This information is subject to change. The part numbers that TE has identified as EU RoHS compliant have a maximum concentration of 0.1% by weight in homogenous materials for lead, hexavalent chromium, mercury, PBB, PBDE, DBP, BBP, DEHP, DIBP, and 0.01% for cadmium, or qualify for an exemption to these limits as defined in the Annexes of Directive 2011/65/EU (RoHS2). Finished electrical and electronic equipment products will be CE marked as required by Directive 2011/65/EU. Components may not be CE marked. Additionally, the part numbers that TE has identified as EU ELV compliant have a maximum concentration of 0.1% by weight in homogenous



materials for lead, hexavalent chromium, and mercury, and 0.01% for cadmium, or qualify for an exemption to these limits as defined in the Annexes of Directive 2000/53/EC (ELV). Regarding the REACH Regulations, TE’s information on SVHC in articles for this part number is still based on the European Chemical Agency (ECHA) ‘Guidance on requirements for substances in articles’(Version: 2, April 2011), applying the 0.1% weight on weight concentration threshold at the finished product level. TE is aware of the European Court of Justice ruling of September 10th, 2015 also known as O5A (Once An Article Always An Article) stating that, in case of ‘complex object’, the threshold for a SVHC must be applied to both the product as a whole and simultaneously to each of the articles forming part of its composition. TE has evaluated this ruling based on the new ECHA “Guidance on requirements for substances in articles” (June 2017, version 4.0) and will be updating its statements accordingly.

Also in the Series | LUMAWISE LED Holders




LED Holders(79)


Customers Also Bought




TE Part #1-440055-1  
2.0MM,HDR,11POS,R/A




TE Part #1623804-8  
SOZ10 3R3 5% WIRE



TE Part #8-2176407-8  
3560 27R 5%



TE Part #4-2176414-8  
7W STD M/OX 5% 1K8




TE Part #4-1879350-2  
RR01 5% 11R AMMO



TE Part #TAA545B1411-060  
M12A4-MS-FS-PVC-6.0M



TE Part #8-1419125-5  
SDT-S-106LMR,000



TE Part #1-1393250-7  
W28-XQAT-15=W28

Documents

- CAD Files
- 3D PDF
- 3D
- Customer View Model
- ENG\_CVM\_CVM\_3-2213699-4\_1.2d\_dxf.zip
- English
- Customer View Model



[ENG\\_CVM\\_CVM\\_3-2213699-4\\_1.3d\\_igs.zip](#)

English

**Customer View Model**

[ENG\\_CVM\\_CVM\\_3-2213699-4\\_1.3d\\_stp.zip](#)

English

By downloading the CAD file I accept and agree to the [Terms and Conditions](#) of use.

**Datasheets & Catalog Pages**

[LUMAWISE Drive LED Holder Type Z50 Presentation](#)

English

**Product Specifications**

[Application Specification](#)

English

[Application Specification](#)

English

**Agency Approvals**

[UL Report](#)

English