



Connectors > Contacts > Connector Contacts



Contact Type: **Pin**
Contact Mating Area Plating Material: **Gold**
Wire Contact Termination Area Plating Material: **Gold**
Contact Retention Within Housing: **With**
Contact Retention Type Within Housing: **Snap-In**

Features

Product Type Features

Sealable	No
----------	----

Contact Features

Mating Pin Diameter	1.57 mm[.062 in]
Contact Underplating Material Thickness	.76 µm[30 µin]
Wire Contact Termination Area Plating Thickness	.76 µm[30 µin]
Wire Contact Termination Area Plating Material Finish	Matte
Contact Mating Area Plating Material Thickness	.76 µm[30 µin]
Contact Mating Area Plating Material Finish	Bright
Contact Orientation	Straight
Contact Underplating Material	Nickel
Contact Type	Pin
Contact Mating Area Plating Material	Gold
Wire Contact Termination Area Plating Material	Gold
Contact Retention Within Housing	With



Contact Size	Size 16
Contact Base Material	Copper Alloy
Contact Current Rating (Max)	13 A

Termination Features

Termination Method to Wire & Cable	Crimp
Product Terminates To	Wire & Cable

Mechanical Attachment

Wire Insulation Support	With
Contact Retention Type Within Housing	Snap-In

Dimensions

Compatible Insulation Diameter Range	1.4 – 2.21 mm[.055 – .087 in]
Wire Size	.2 – .6 mm ²

Usage Conditions

Operating Temperature Range	-55 – 105 °C[-55 – 302 °F]
-----------------------------	----------------------------

Operation/Application

Circuit Application	Power
---------------------	-------

Identification Marking

Contact Color Code	Yellow/Red
--------------------	------------

Packaging Features

Packaging Quantity	250
Packaging Method	Box

Product Compliance

For compliance documentation, visit the product page on [TE.com](#)>

EU RoHS Directive 2011/65/EU	Compliant with Exemptions
EU ELV Directive 2000/53/EC	Compliant with Exemptions
China RoHS 2 Directive MIIT Order No 32, 2016	Restricted Materials Above Threshold
EU REACH Regulation (EC) No. 1907/2006	Current ECHA Candidate List: JAN 2024 (240) Candidate List Declared Against: JAN 2022 (223) SVHC > Threshold: Pb (2.5% in Component) <small>Article Safe Usage Statements:</small>



Do not eat, drink or smoke when using this product. Wash thoroughly after handling. Recycle if possible and dispose of the article by following all applicable governmental regulations relevant to your geographic location.

Halogen Content	Low Halogen - Br, Cl, F, I < 900 ppm per homogenous material. Also BFR/CFR/PVC Free
Solder Process Capability	Not applicable for solder process capability

Product Compliance Disclaimer

This information is provided based on reasonable inquiry of our suppliers and represents our current actual knowledge based on the information they provided. This information is subject to change. The part numbers that TE has identified as EU RoHS compliant have a maximum concentration of 0.1% by weight in homogenous materials for lead, hexavalent chromium, mercury, PBB, PBDE, DBP, BBP, DEHP, DIBP, and 0.01% for cadmium, or qualify for an exemption to these limits as defined in the Annexes of Directive 2011/65/EU (RoHS2). Finished electrical and electronic equipment products will be CE marked as required by Directive 2011/65/EU. Components may not be CE marked. Additionally, the part numbers that TE has identified as EU ELV compliant have a maximum concentration of 0.1% by weight in homogenous materials for lead, hexavalent chromium, and mercury, and 0.01% for cadmium, or qualify for an exemption to these limits as defined in the Annexes of Directive 2000/53/EC (ELV). Regarding the REACH Regulation, the information TE provides on SVHC in articles for this part number is based on the latest European Chemicals Agency (ECHA) ‘Guidance on requirements for substances in articles’ posted at this URL: <https://echa.europa.eu/guidance-documents/guidance-on-reach>

Compatible Parts

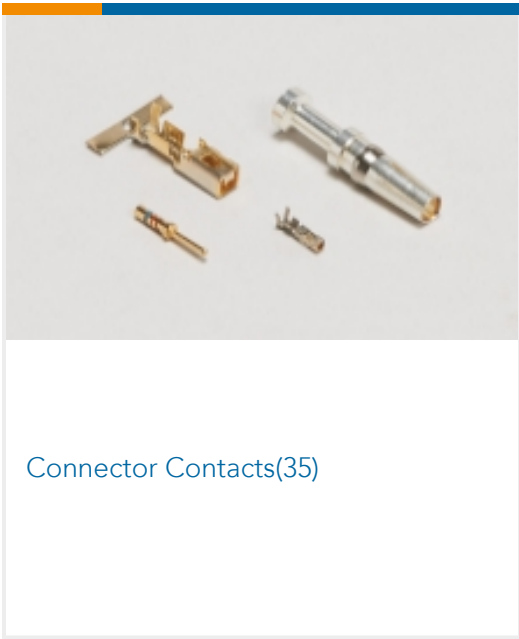


TE Part # 201578-1
CONTACT PIN ASSY.

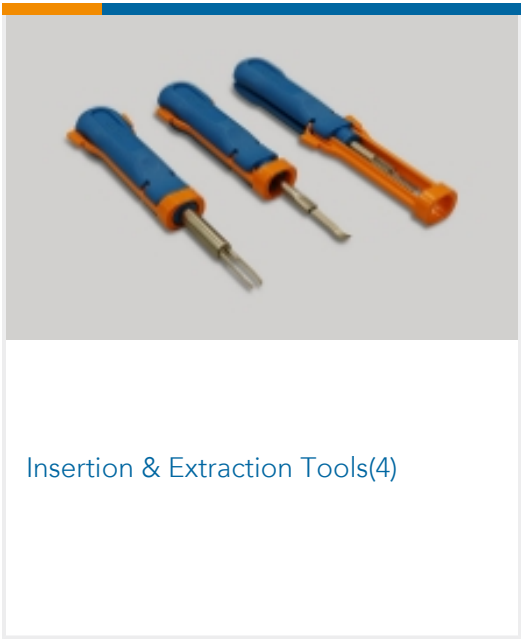


TE Part # 132311-1
CONTACT PIN TYPE 2 AWG 24-20

Also in the Series | AMP Type II

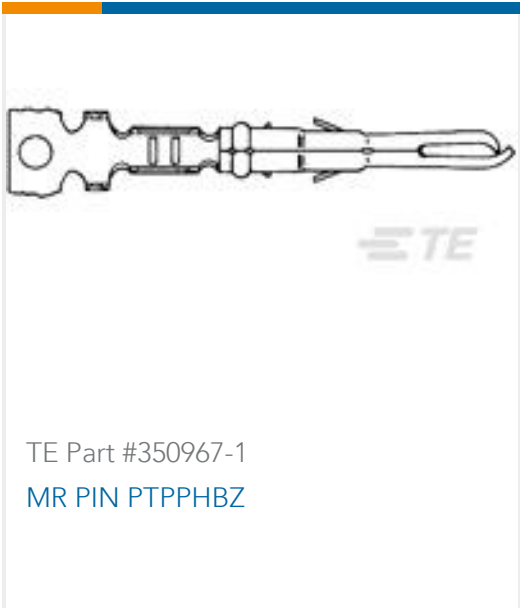


Connector Contacts(35)



Insertion & Extraction Tools(4)

Customers Also Bought



Documents

Product Drawings

CONTACT PIN TYPE 2 AWG 24-20

English

CAD Files

Customer View Model

ENG_CVM_CVM_132312-1_A.3d_stp.zip

English

Customer View Model

ENG_CVM_CVM_132312-1_A.3d_igs.zip

English

3D PDF

3D

Customer View Model

ENG_CVM_CVM_132312-1_A.2d_dxf.zip

English

By downloading the CAD file I accept and agree to the [Terms and Conditions](#) of use.

Product Specifications

Product Specification

English