



AMP | AMP Type III+

TE Internal #: 1-66109-7

Socket Contact, Tin, Size 16 Contact Size, 26 – 24 AWG Wire Size, .12 – .2 mm² Wire Size, Crimp, Brass, Power & Signal, AMP Type III+

[View on TE.com >](#)

Connectors > Contacts > Connector Contacts > Pin and Socket Contacts, Type III, LP



Contact Type: **Socket**

Contact Mating Area Plating Material: **Tin**

Wire Contact Termination Area Plating Material: **Tin**

Contact Retention Within Housing: **With**

Contact Size: **Size 16**

[All Pin and Socket Contacts, Type III, LP \(53\)](#)

Features

Contact Features

| | |
|---|------------------|
| Mating Pin Diameter | 1.57 mm[.062 in] |
| Contact Underplating Material Thickness | .76 µm[30 µin] |
| Wire Contact Termination Area Plating Thickness | 2.54 µm[100 µin] |
| Wire Contact Termination Area Plating Material Finish | Bright |
| Contact Mating Area Plating Material Thickness | 2.54 µm[100 µin] |
| Contact Mating Area Plating Material Finish | Bright |
| Contact Orientation | Straight |
| Contact Underplating Material | Nickel |
| Contact Type | Socket |
| Contact Mating Area Plating Material | Tin |
| Wire Contact Termination Area Plating Material | Tin |
| Contact Retention Within Housing | With |
| Contact Size | Size 16 |



| | |
|-----------------------|-------|
| Contact Base Material | Brass |
|-----------------------|-------|

| | |
|------------------------------|------|
| Contact Current Rating (Max) | 13 A |
|------------------------------|------|

Termination Features

| | |
|------------------------------------|-------|
| Termination Method to Wire & Cable | Crimp |
|------------------------------------|-------|

| | |
|-----------------------|--------------|
| Product Terminates To | Wire & Cable |
|-----------------------|--------------|

Mechanical Attachment

| | |
|-------------------------|------|
| Wire Insulation Support | With |
|-------------------------|------|

Dimensions

| | |
|--------------------------------------|-------------------------------|
| Compatible Insulation Diameter Range | .89 – 1.4 mm [.035 – .055 in] |
|--------------------------------------|-------------------------------|

| | |
|-----------|--------------------------|
| Wire Size | .12 – .2 mm ² |
|-----------|--------------------------|

Usage Conditions

| | |
|-----------------------------|----------------------------|
| Operating Temperature Range | -55 – 90 °C [-67 – 194 °F] |
|-----------------------------|----------------------------|

Operation/Application

| | |
|---------------------|----------------|
| Circuit Application | Power & Signal |
|---------------------|----------------|

Industry Standards

| | |
|---|---------|
| Compatible With Agency/Standards Products | CSA, UL |
|---|---------|

Packaging Features

| | |
|--------------------|------|
| Packaging Quantity | 1000 |
|--------------------|------|

| | |
|------------------|---------------------|
| Packaging Method | Carton, Loose Piece |
|------------------|---------------------|

Product Compliance

[For compliance documentation, visit the product page on TE.com>](#)

| | |
|------------------------------|-----------|
| EU RoHS Directive 2011/65/EU | Compliant |
|------------------------------|-----------|

| | |
|-----------------------------|-----------|
| EU ELV Directive 2000/53/EC | Compliant |
|-----------------------------|-----------|

| | |
|---|---|
| China RoHS 2 Directive MIIT Order No 32, 2016 | No Restricted Materials Above Threshold |
|---|---|

| | |
|--|---|
| EU REACH Regulation (EC) No. 1907/2006 | Current ECHA Candidate List: JAN 2024 (240) Candidate List Declared Against: JAN 2024 (240) Does not contain REACH SVHC |
|--|---|


| | |
|-----------------|---|
| Halogen Content | Low Halogen - Br, Cl, F, I < 900 ppm per homogenous material. Also BFR/CFR/PVC Free |
|-----------------|---|

| | |
|---------------------------|--|
| Solder Process Capability | Not applicable for solder process capability |
|---------------------------|--|

Product Compliance Disclaimer

This information is provided based on reasonable inquiry of our suppliers and represents our current actual knowledge based on the information they provided. This information is subject to change. The part numbers that TE has identified as EU RoHS compliant have a maximum concentration of 0.1% by weight in homogenous materials for lead, hexavalent chromium, mercury, PBB, PBDE, DBP, BBP, DEHP, DIBP, and 0.01% for cadmium, or qualify for an exemption to these limits as defined in the Annexes of Directive 2011/65/EU (RoHS2). Finished electrical and electronic equipment products will be CE marked as required by Directive 2011/65/EU. Components may not be CE marked. Additionally, the part numbers that TE has identified as EU ELV compliant have a maximum concentration of 0.1% by weight in homogenous materials for lead, hexavalent chromium, and mercury, and 0.01% for cadmium, or qualify for an exemption to these limits as defined in the Annexes of Directive 2000/53/EC (ELV). Regarding the REACH Regulation, the information TE provides on SVHC in articles for this part number is based on the latest European Chemicals Agency (ECHA) 'Guidance on requirements for substances in articles' posted at this URL: <https://echa.europa.eu/guidance-documents/guidance-on-reach>

Compatible Parts



Also in the Series | **AMP Type III+**



Connector Contacts(409)




Insertion & Extraction Tools(4)

Customers Also Bought



TE Part #200390-9
SERIES "M" GUIDE SOCKET




TE Part #2-746610-0
50 DIP PLUG, 100CL, LEAD FREE



TE Part #5650858-5
ASSEMBLY,RECEPTACLE,EUROCARD,
T



TE Part #1-332056-0
FERRULE, SUB MIN



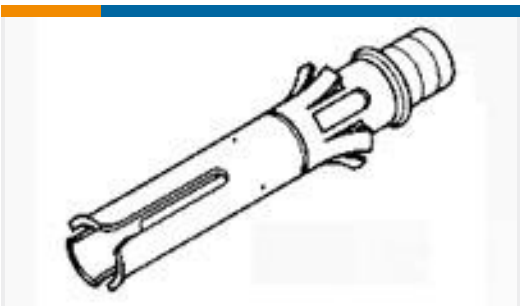
TE Part #1-66107-2
III+ PIN,26-24,TIN,SMPACK



TE Part #5-2176328-5
CRGP 1206 330K 1%



TE Part #200389-2
GUIDE PIN KIT



TE Part #51565-1
SUB MIN SOCKET



TE Part #201580-1
SKT CONT ASSY,TYPE II

Documents

Product Drawings

III+ SKT,26-24,TIN,LP

English

CAD Files

Customer View Model

ENG_CVM_CVM_1-66109-7_W.2d_dxf.zip

English

3D PDF



3D

Customer View Model

[ENG_CVM_CVM_1-66109-7_W.3d_igs.zip](#)

English

Customer View Model

[ENG_CVM_CVM_1-66109-7_W.3d_stp.zip](#)

English

By downloading the CAD file I accept and agree to the [Terms and Conditions](#) of use.

Datasheets & Catalog Pages

[AMP Circular Connectors for Commercial Signal & Power Applications](#)

English

[M_SERIES_PIN_AND_SOCKET_CONNECTORS](#)

English

Product Specifications

[Application Specification](#)

English