

# RME Flat retaining magnets

pass-through hole



## MATERIAL

Lacquered steel housing.

## STANDARD EXECUTION

(AlNiCo) Aluminium-nickel-cobalt magnet, resistant to temperatures up to 280°C.

Red lacquering, resistant to temperatures up to 180°C.

See Guidelines for the choosing (on page 1180).

## FEATURES AND APPLICATIONS

RME flat retaining magnets are shielded magnetic systems with high performances and moderate overall dimensions.

To ensure that the adhesive force is not impaired, the fixing screws must be made out of non-magnetic material.

# RMR U-magnets

pass-through hole



## STANDARD EXECUTION

(AlNiCo) Aluminium-nickel-cobalt magnet, resistant to temperatures up to 350°C.

Red lacquering, resistant to temperatures up to 180°C.



See Guidelines for the choosing (on page 1180).

## FEATURES AND APPLICATIONS

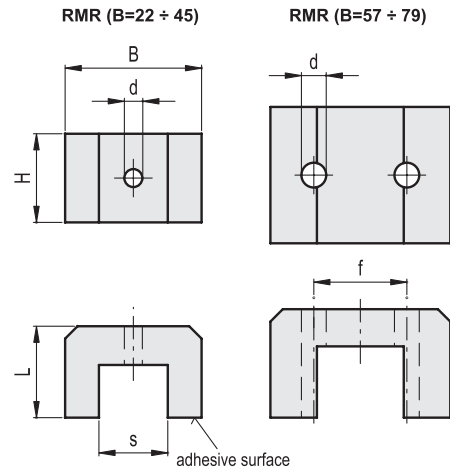
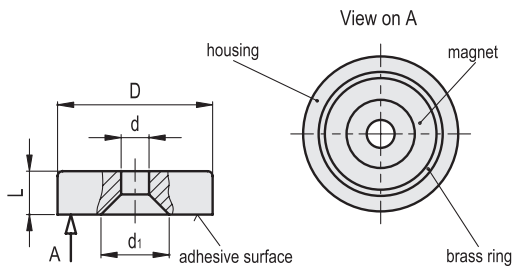
RMR U-magnets are unshielded, cast, magnetic systems with high performances and moderate overall dimensions. They have a split adhesive surface.

To ensure that the adhesive force is not impaired, the fixing screws must be made out of non-magnetic material.

For easier handling and for avoiding demagnetisation, these magnets have an iron plate on their adhesive surface.



Conversion Table			
1 mm = 0.039 inch			
D		B	
mm	inch	mm	inch
19	0.75	22	0.87
29	1.14	30	1.18
38	1.50	39	1.54
		45	1.77
		57	2.24
		70	2.76
		79	3.11



METRIC							
Code	Description	D	d	L	d1	Nominal adhesive forces* [N]	⚖️
501401	RME-AN-19	19	3.7	7.5	7.5	30	17
501411	RME-AN-29	29	4.7	8.5	10	50	43
501421	RME-AN-38	38	4.7	10.5	11	130	83

\* The values of the nominal adhesive forces are approximate and refer to magnetic properties observed on laboratory samples.

METRIC									
Code	Description	B	d <sub>max</sub> Ø Screw head	H	L	f	s	Nominal adhesive forces* [N]	⚖️
502901	RMR-AN-22	22	7	25	17	-	8	30	64
502911	RMR-AN-30	30	5	20	20	-	15	45	69
502921	RMR-AN-39	39	4.7	25.4	25	-	19	90	151
502931	RMR-AN-45	45	4.7	30	30	-	23	120	209
502941	RMR-AN-57	57	8	44.5	35	31.5	27.8	180	498
502951	RMR-AN-70	70	8	57	41	38	35	320	770
502961	RMR-AN-79	79	9.5	82	54	43	38.5	470	1570

\* The values of the nominal adhesive forces are approximate and refer to magnetic properties observed on laboratory samples.



Industrial magnets