

# MRPR-3 19.7mm Miniature Reed Switch

**OBSOLETE:**

Date: April 28, 2016

Replacement Series: MRPR-20 Series

PCN#: (Sorry i can;t recall this already)



## Description

The MRPR-3 Reed Switch is a miniature, normally open switch with a 19.69mm long x 2.84mm diameter (0.770" x .112") glass envelope, capable of switching up to 200Vdc at 50W. The MRPR-3 has high insulation resistance of  $10^{10}$  ohms minimum and contact resistance less than 100 milli-ohms.

## Features

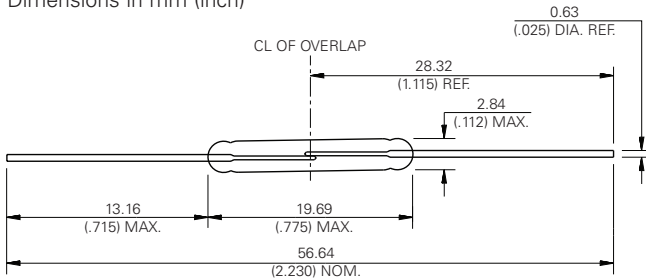
- Miniature normally open switch
- Switch contacts capable of switching 200Vdc or 1.5A at up to 50W.
- Available sensitivity range 22-43 AT

## Agency Approvals

Agency	Agency File Number	Ampere-Turns Range
	E47258 E471070	22-43 AT
	DEMKO 14 ATEX 1393U	22-43 AT

## Dimensions

Dimensions in mm (inch)



## Benefits

- Hermetically sealed switch contacts are not affected by and have no effect on their external environment
- Zero operating power required for contact
- Power switching with a miniature switch

## Applications

- Limit Switching
- Telephone Line Switching
- Office Equipments
- Heavy Load Switching
- Light Inductive Loads

## Switch Type

Contact Form	A (SPST-NO)
Materials	Body: Glass Leads: Tin-plated Ni-Fe wire

Note: SPST-NO = Single-pole, single-throw, normally open

## Electrical Ratings

Contact Rating <sup>1</sup>		W/VA - max.	50
Voltage <sup>3</sup>	Switching <sup>2</sup>	Vdc - max.	200
	Breakdown <sup>4</sup>	Vac - max.	140
		Vdc - min.	300
Current <sup>3</sup>	Switching <sup>2</sup>	Adc - max.	1.5
	Carry	Aac - max.	1.1
		Adc - max.	3.0
Resistance	Contact, Initial Insulation	$\Omega$ - max.	0.100
		$\Omega$ - min.	$10^{10}$
Capacitance	Contact	pF - typ.	0.2
Temperature	Operating	$^{\circ}$ C	-40 to +125
	Storage <sup>5</sup>	$^{\circ}$ C	-65 to +125

Notes:

1. Contact rating - Product of the switching voltage and current should never exceed the wattage rating. Contact Littelfuse for additional load/life information.
2. When switching inductive and/or capacitive loads, the effects of transient voltages and/or currents should be considered. Refer to Application Notes AN108A and AN107 for details.
3. Electrical Load Life Expectancy - Contact Littelfuse with voltage, current values along with type of load.
4. Breakdown Voltage - per MIL-STD-202, Method 301.
5. Storage Temperature - Long time exposure at elevated temperature may degrade solderability of the leads

## MRPR-3 19.7mm Miniature Reed Switch

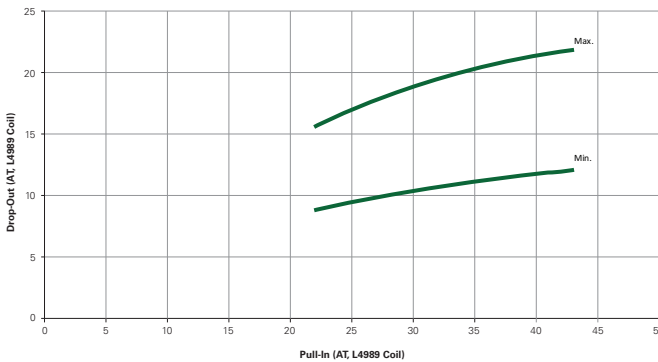
### Product Characteristics

Operating Characteristics		
Operate Time <sup>1</sup>		0.75ms - max.
Release Time <sup>1</sup>		0.3ms - max.
Shock <sup>2</sup>	11ms 1/2 sine wave	100G - max.
Vibration <sup>2</sup>	50-2000 Hertz	30G - max.
Resonant Frequency		2.1kHz - typ.
Magnetic Characteristics		
Pull-In Range <sup>3</sup>	Ampere Turns	22-43
Rating Sensitivity <sup>4</sup>	Ampere Turns	22
Test Coil		L4989

**Notes:**

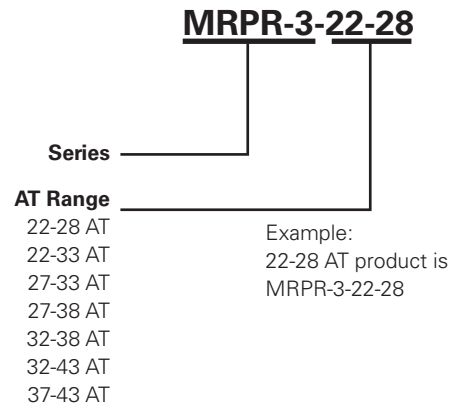
- Operate (including bounce)/Release Time - per EIA/NARM RS-421-A, diode suppressed coil (Coil II).
- Shock and Vibration - per EIA/NARM RS-421-A and MIL-STD-202.
- Pull-In Range - Contact Littelfuse for narrower AT ranges available.
- Rating Sensitivity - The value at which contact ratings and operating characteristics are determined. Derating may be required below this value.
- Custom modifications of forming and/or cutting of reed switches are available. Please contact Littelfuse.

### Drop-Out vs. Pull-In Chart



Note: Chart represents the range of Drop-Out, min to max for a given Pull-In value.

### Part Numbering System



Note: These AT values are the before-modification values of the bare reed switch.

### Additional Information



Datasheet



Resources



Samples

### Packaging

Packaging Option	Packaging Specification	Quantity	Quantity & Packaging Code	Taping Width
Bulk	Bulk	1000	N/A	N/A