

Key Features & Benefits:

- Multiple Mounting Options Designed to Retrofit:
 - Street Lights
 - High Bays and Low Bays
 - Garage Lights
 - Shoebox Fixtures
 - Wall Packs
- Utilize Existing Feature
- 10 Year Warranty
- Optimized Pin Array Heat Sink
- Overheat Shutdown
- L70 Lifetime > 100,000 Hours
- Intelligent Thermal Control
- Compatible with Networked Lighting Control Qualified Systems



Technical Specifications:

Light Specifications

Lumen Output: Up to 25,890 Lumens
 Efficacy (lm/W): Up to 125 Lumens per Watt
 Kelvin: 3000K, 4000K, 5000K
 CRI: >75
 Rated Life (hrs): 100,000 Hours
 IES Classification: Fixture Dependant
 Dimensions (LxWxH): 11.6"x9.0"x3.4"
 Weight Without Driver (lbs): 4.2


Driver Specifications

Power: 200 Watts
 Input Voltage: 120–277 VAC | HV 347–480 VAC
 Input Current @120V: 2.92A
 Input Current @277V: 1.26A
 Input Current @480V: 0.73A
 Operating Temperature: -40°F to 176°F (-40°C to 80°C)

Integrated-style kits that replace all reflectors and optical systems of existing luminaires. Not screw-in “lamps” intended as HID replacements.




Retrofit Kits for Outdoor Pole/Arm-Mounted Area and Roadway Luminaires



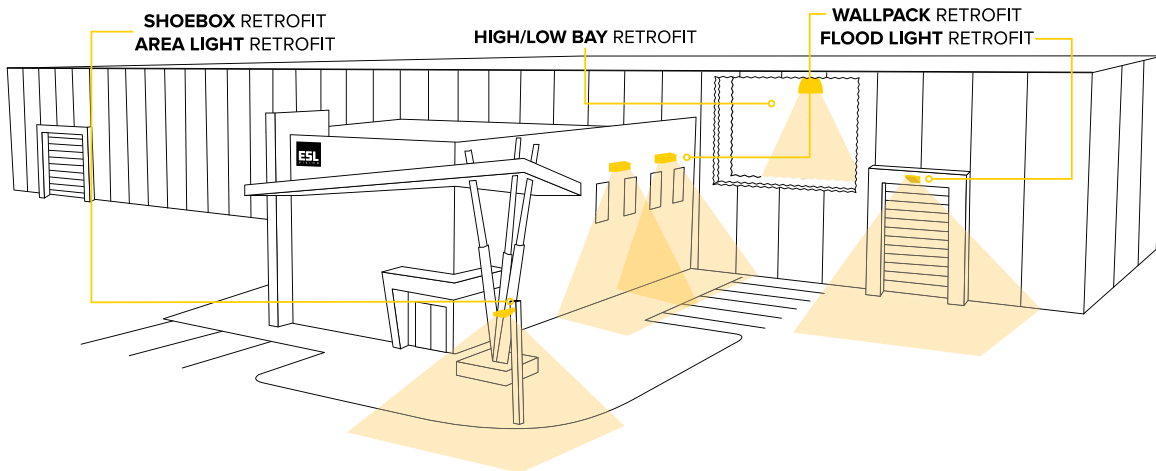
Retrofit Kits for Fuel Pump Canopy Luminaires



Retrofit Kits for High-Bay Luminaires for Commercial and Industrial Buildings



Retrofit Kits for Outdoor Full-Cutoff Wall-Mounted Luminaires



Ordering Guide:

ESL	-	TYPE	-	WATTS	-	GENERATION	-	KELVIN	-	VOLTAGE
ESL	-	MUR	-	200W	-	3	-	(xx)	-	(zz)
		(MUR) Multi-Use Retrofit		(200W) 200 Watts		(3) 3rd Generation		(30) 3000 Kelvin (40) 4000 Kelvin (50) 5000 Kelvin		(Blank) 120–277 VAC (HV) 347– 480 VAC

FIELD INSTALLED ACCESSORIES

ESL-3OCC	IP65 0–10v Dimming Sensor. 8’–50’ Mounting, Wire From Side
ESL-3OCCB	IP65 0–10v Dimming Sensor. 8’–50’ Mounting, Wire From Top
ESL-4OCC-LDD	Photocell/Occupancy Sensor for Standard Mounting, Dip Switch, 0–10v
ESL-SPD-277-1	Hard Wire Surge Protector; (100–277 VAC) Max Discharge Current: 20kA
ESL-REM-100	Hand Held Remote to Program 2OCC-HDD, 3OCC/B and 4OCC-LDD



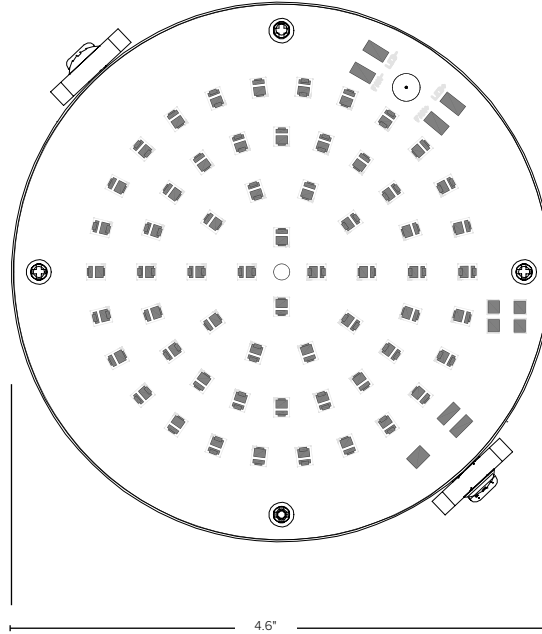
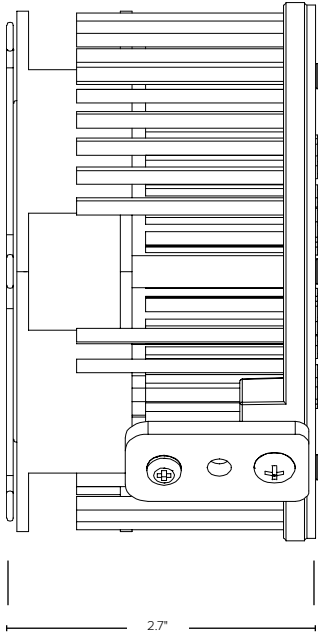
LED MUR SERIES

ESL-MUR-200W-3xx

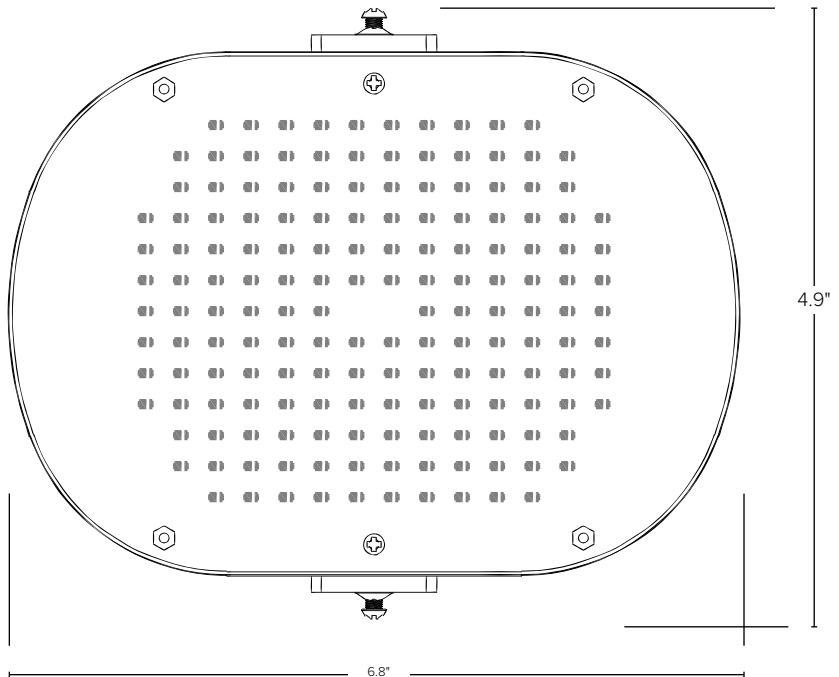
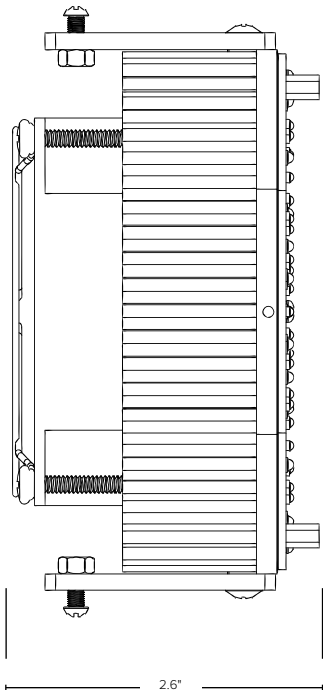


Dimensions:

ESL-MUR-45W

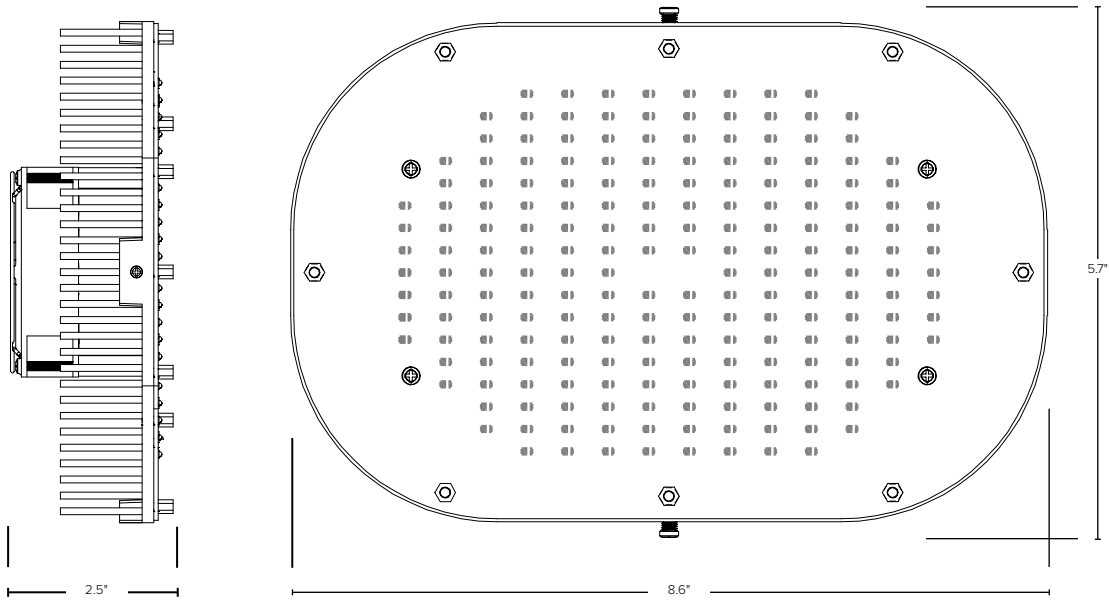


ESL-MUR-, 75W, 105W, 120W

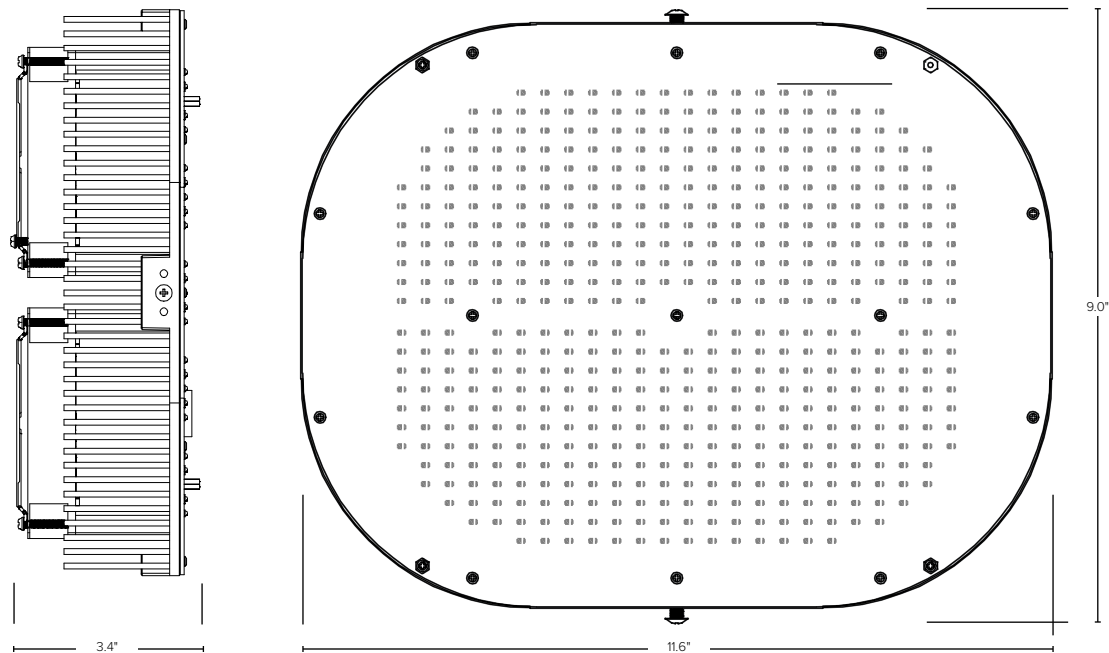


Dimensions:

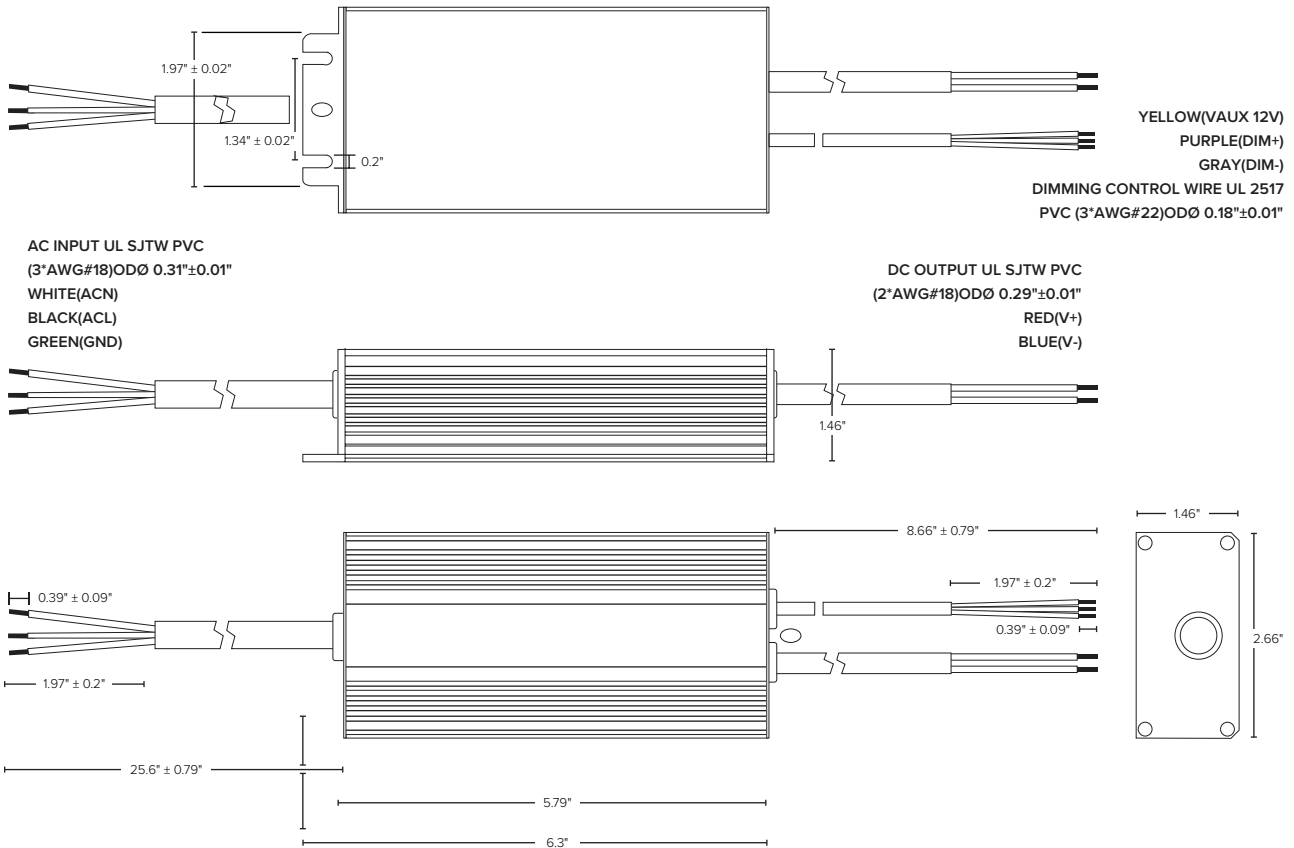
ESL-MUR-150W, 200W



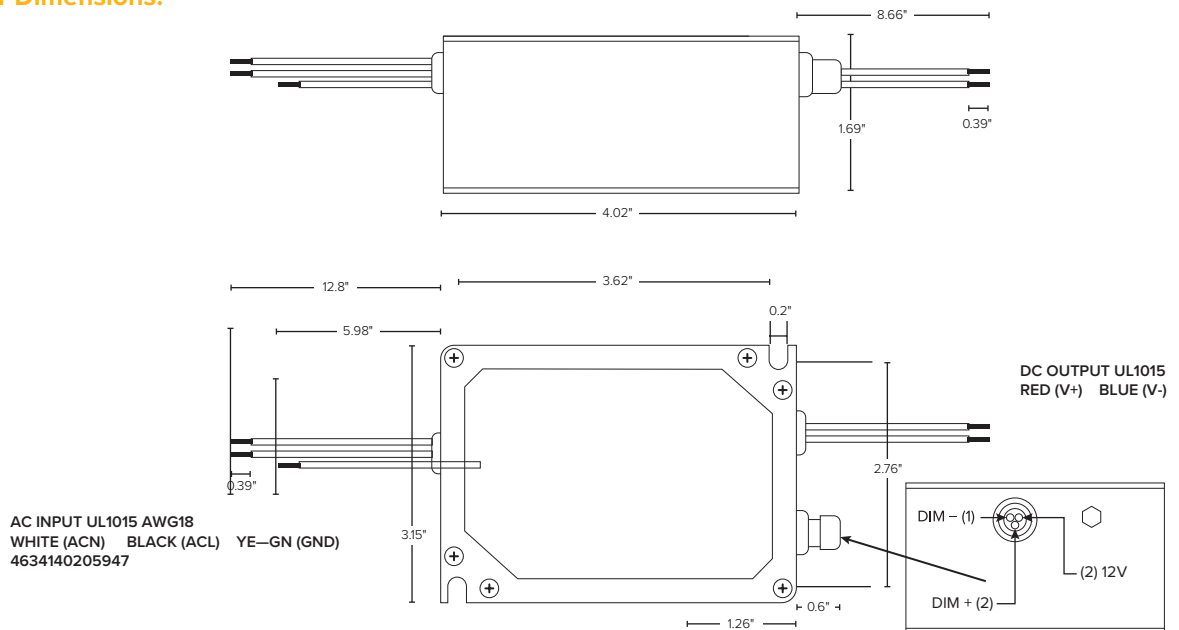
ESL-MUR-280W, 350W



Standard Driver Dimensions:



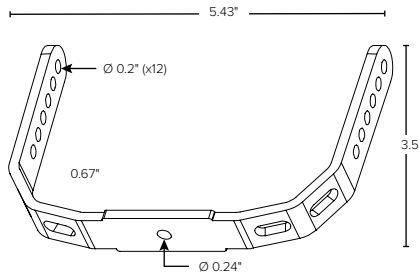
High Voltage Driver Dimensions:



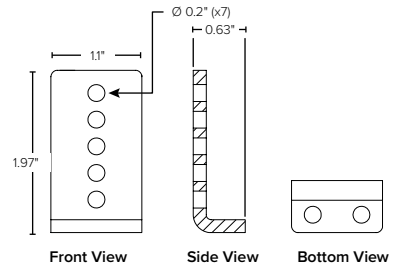
What's Included:

- (1) LED MUR
- (1) LED Outdoor Driver
- Assembled Mounting Hardware
 - U-Bracket
 - L-Bracket
- Additional Mounting Hardware
 - Hanger Block
 - L-Plate
 - Small Plate
 - Large Plate

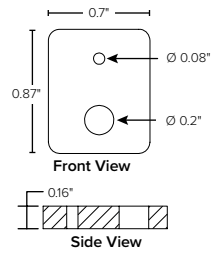
U-Bracket



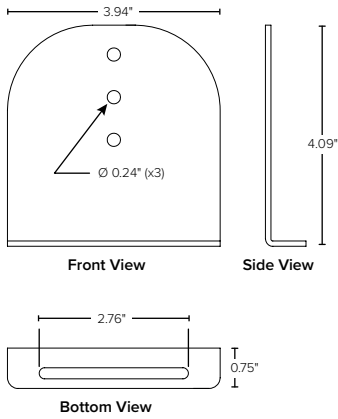
L-Bracket



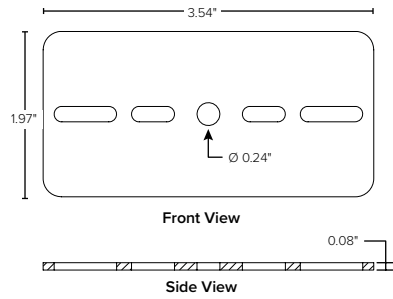
Hanger Block



L-Plate



Small Plate



Large Plate

