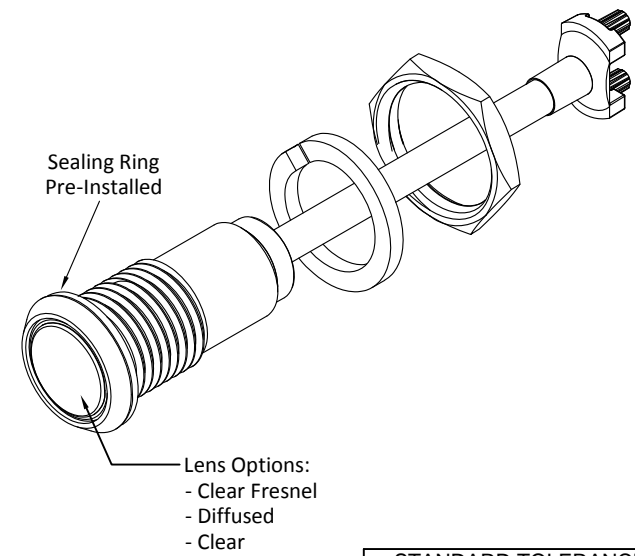
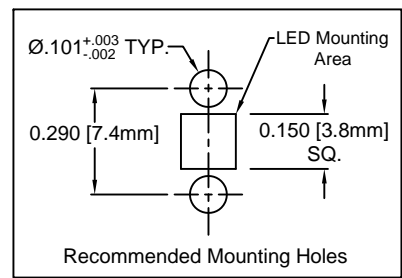
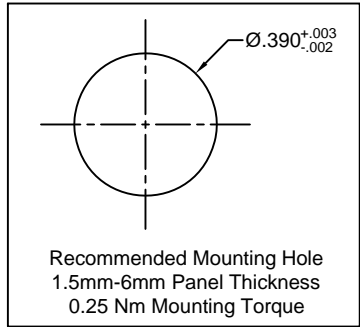
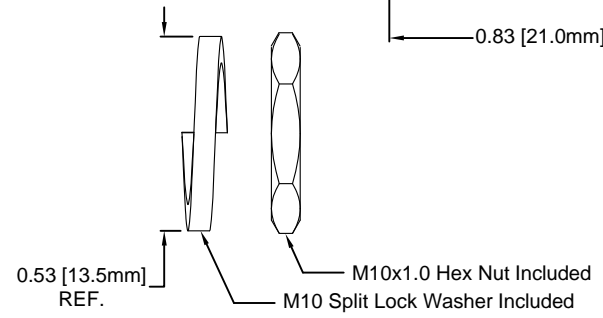
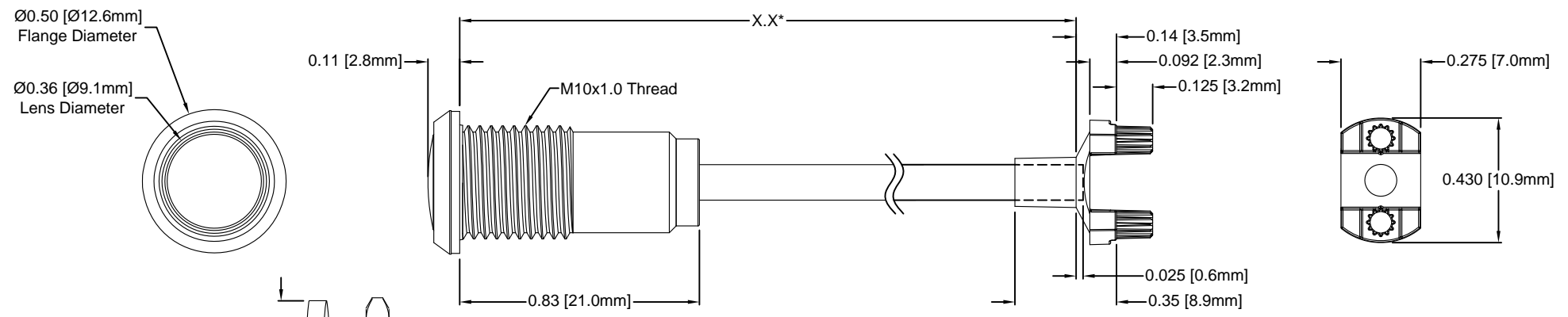


REV.	DESCRIPTION	DATE	APPROVED
A	Engineering Release	05/12/17	J. C.

*Length "X.X"	Tolerance
2.0" ~ 16.0"	±0.05"
16.1" ~ 40.0"	±0.15"
40.1" ~ 80.0"	±0.30"
80.1" ~ 500.0"	±0.5%



Part Number Configuration
SF4-6.5-F9PX67PR

- Lens Options:
 Z – Clear Fresnel
 D – Diffused
 Blank – Clear
- Length in 0.1" Increments Only

- NOTES:**
1. SEALED TO IP67 RATING
 2. ROHS COMPLIANT
 3. MOUNTING HARDWARE AND ADAPTER SHIPPED NON-ASSEMBLED
 4. MINIMUM BEND RADIUS OF FLEXIBLE LIGHT PIPE: 1.22" [31mm]

STANDARD TOLERANCE (UNLESS OTHERWISE SPECIFIED)		BIVAR®	
DECIMALS	ANGULAR	4 THOMAS, IRVINE, CA. 92618	
.X ± .1	X° ± 1°	TEL: (949) 951-8808 FAX: (949) 951-3974	
.XX ± .02		TITLE: IP67 RATED PANEL MOUNT	
.XXX ± .010		FLP INDICATOR, SMFLP	
DESIGNED: TD. Nguyen	DATE: 04/30/17	PART NO: SF4-X.X-F9PX67PR	REVISION: A
CHECKED: K. Baron	DATE: 04/30/17	CAGE CODE : 32559	SHEET # 1 OF 1
CAD GENERATED DOCUMENT. DO NOT MEASURE DRAWING.			