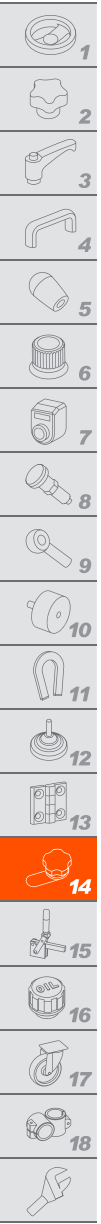


CLT. | Latches for cabinets

with handle for rod controls, technopolymer



HANDLE AND BASE

Glass-fibre reinforced polyamide based (PA) technopolymer, black colour, matte finish.

HANDLE PIN

Zinc alloy with superficial chromate treatment and NBR synthetic rubber O-ring.

PACKING RINGS

Silicon directly applied under the handle base and NBR synthetic rubber O-ring (only for execution IP 65).

SCREWS

Zinc-plated steel.

STANDARD EXECUTIONS

- **CLT.**: lock with different combinations. Each lock has two nickel-plated brass keys, with different combination, removable at 180°.
- **CLTU.**: lock with one combination. All locks have a couple of keys in nickel-plated brass and the same combination which can be opened with the same key, removable at 180°.
- **CLTA.**: lock with two-wing groove and technopolymer key with zamac insert, supplied.

Indexes to add to the above mentioned executions:

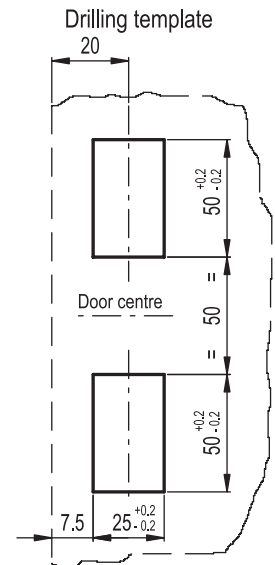
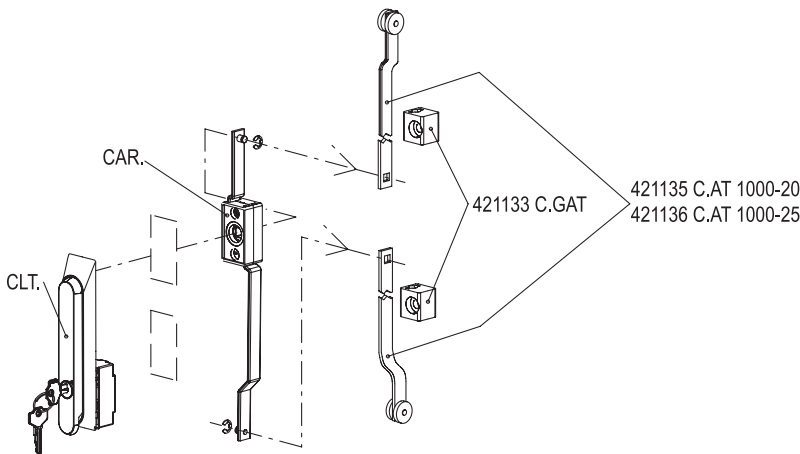
- **IP**: executions with protection plug and packing ring with IP 65 protection class, according to EN 60529 (see page A-19), with two zinc-plated setting screws, supplied.
- **EU**: executions with European style stator.
- **EU-IP**: executions with European style stator and protection plug and packing ring with IP 65 protection class, according to EN 60529 (see page A-18), with two zinc-plated setting screws, supplied.

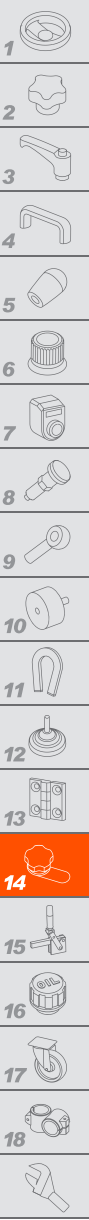
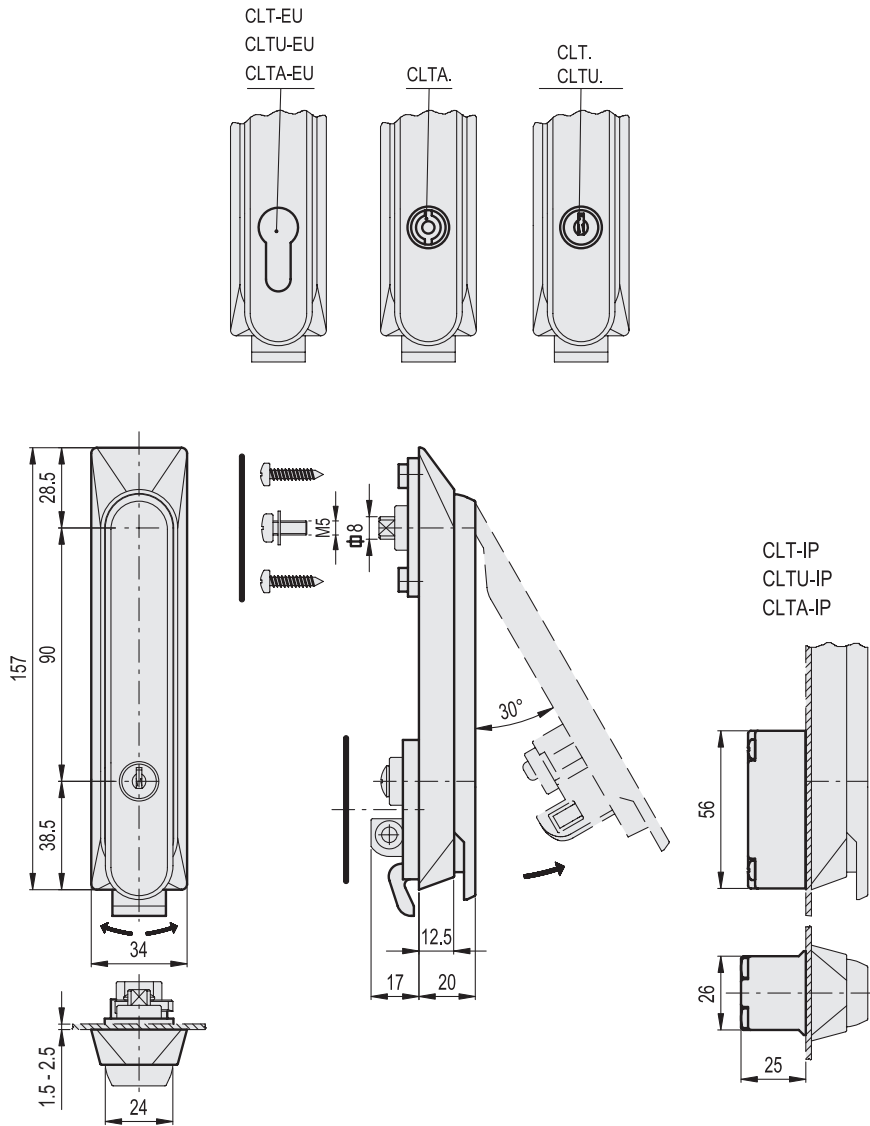
ACCESSORIES ON REQUEST

CLT. latches with handle for rod controls are generally used with rod control CAR. (see page 1561) to be ordered separately (see Assembly drawing attached).

Other accessories available on request:

- black technopolymer rod guides: one rod guide every 500 mm of rod control (code 421133 C.GAT);
- 2 flat galvanised steel rod guides, section 14x3 mm, length 1.000 mm and black technopolymer edge rolls for frame 20 mm thick (code 421135 C.AT 1000-20).
- 2 flat galvanised steel rod guides, section 14x3 mm, length 1.000 mm and black technopolymer edge rolls for frame 25 mm thick (code 421136 C.AT 1000-25).
- Latch-type handles with lock with different groove for key.





CLT.

METRIC

Code	Description	⚖️
421161	CLT.160	145
421162	CLT.160-IP	160
421163	CLT.160-EU	155
421164	CLT.160-EU-IP	170

CLTU.

METRIC

Code	Description	⚖️
421166	CLTU.160	145
421167	CLTU.160-IP	160
421168	CLTU.160-EU	155
421169	CLTU.160-EU-IP	170

CLTA.

METRIC

Code	Description	⚖️
421171	CLTA.160	150
421173	CLTA.160-IP	165
421175	CLTA.160-EU	160
421177	CLTA.160-EU-IP	175