

# DATA SHEET

## JUMPER WIRE

Tinned Copper Wire

JPW Series

Ø0.5, Ø0.6, Ø0.7, Ø0.8, Ø1.0

RoHS compliant & Halogen Free





**ORDERING INFORMATION**

Part number of the tinned copper wires are identified by the series, wire diameter, tolerance, packing, temperature coefficient and forming.

**PART NUMBER**

<b>JPW</b>	<b>-06</b>	<b>-</b>	<b>T</b>	<b>-</b>	<b>52-</b>
(1)	(2)	(3)	(4)	(5)	(6)

**APPLICATIONS**

- All general purpose applications

**FEATURES**

- Suitable for automatic machine insertion
- RoHS compliant & halogen-free

**(1) SERIES**

JPW Series

**(2) Wire Diameter**

-05 = 0.5mm	-08 = 0.8mm
-06 = 0.6mm	-10 = 1.0mm
-07 = 0.7mm	

**(3) TOLERANCE**

- = Based on spec.

**(4) PACKAGING**

R = Reel Pack	B = Bulk
T = Box Pack	

**(5) TEMPERATURE COEFFICIENT OF RESISTANCE**

- = Based on spec.


**(6) FORMING**

26- = 26mm  
 52- = 52.4mm  
 73- = 73mm  
 M = M-Type Forming  
 M504 = M type forming, P=5.0±1.0mm, H=4±0.5mm  
 (For all types please refer to page 6 )

Note: 26mm, 52.4mm and 73mm represent dimension A of the axial type, please refer to the category of AXIAL/REEL TAPE SPECIFICATION for the detail.

**DIMENSIONS**

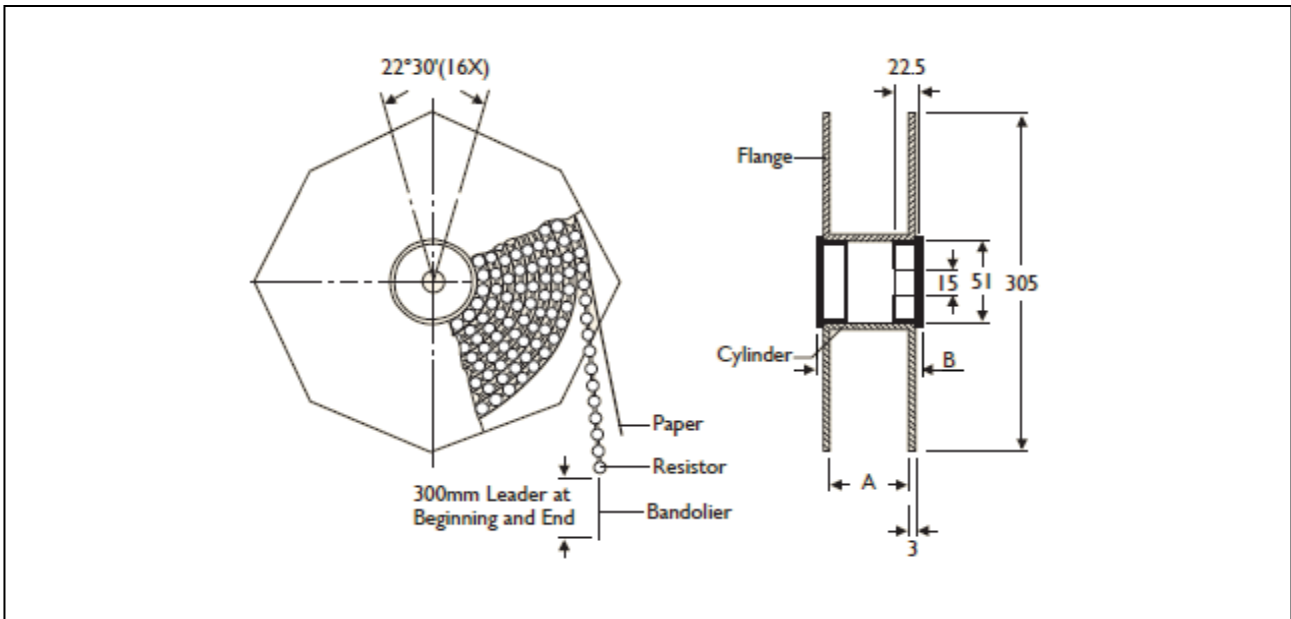
Unit: mm

	Normal	$\psi d$	L	S	a	
	JPW-05	0.5 ±0.05	26±1	52.4±1	-	
	JPW-06	0.6 ±0.05	26±1	52.4±1	-	
	JPW-07	0.7 ±0.05	26±1	52.4±1	73±1.5	5±0.1    6±0.5
	JPW-08	0.8 ±0.05	26±1	52.4±1	73±1.5	
	JPW-10	1.0 ±0.05	26±1	52.4±1	73±1.5	

**ELECTRICAL CHARACTERISTICS**

CHARACTERISTICS	JPW	
Material of Jumper Wire	Soft copper wire with tin plating	
Wire Diameter	ø0.5, ø0.6, ø0.7, ø0.8, ø1.0 (±0.05mm)	
Tension Strength	CNS 8938 within 28kg/mm <sup>2</sup>	
Extension Rate	CNS 8938 ø0.5 to ø0.6mm	over 24%
	CNS 8938 ø0.7 to ø1.0mm	over 26%
Conductivity	ø0.5mm	Minimum 94%
	ø0.6 to ø1.0mm	Minimum 96%
Twisting Strength	CNS 8938 $\psi$ 0.5 mm	Load 250 g 3 cycles
	CNS 8938 $\psi$ 0.6 ~ $\psi$ 0.8 mm	Load 500 g 3 cycles
	CNS 8938 $\psi$ 1.0 mm	Load 1.0kg 3 cycles
Solderability	245°C ± 5°C , 5 ± 0.5 sec. Coverage 95% Min	
Element of Plating	Tin Minimum 99.9%	
Thickness of Plating	4±1µm	
	ø0.5mm	6 AMPS at 70°C
	ø0.6mm	7.5 AMPS at 70°C
	ø0.7mm	8.5 AMPS at 70°C
	ø0.8mm	10 AMPS at 70°C
Current Rating	ø10mm	15 AMPS at 70°C
Appearance	Smooth and shining	

**TAPE ON REEL PACKING**

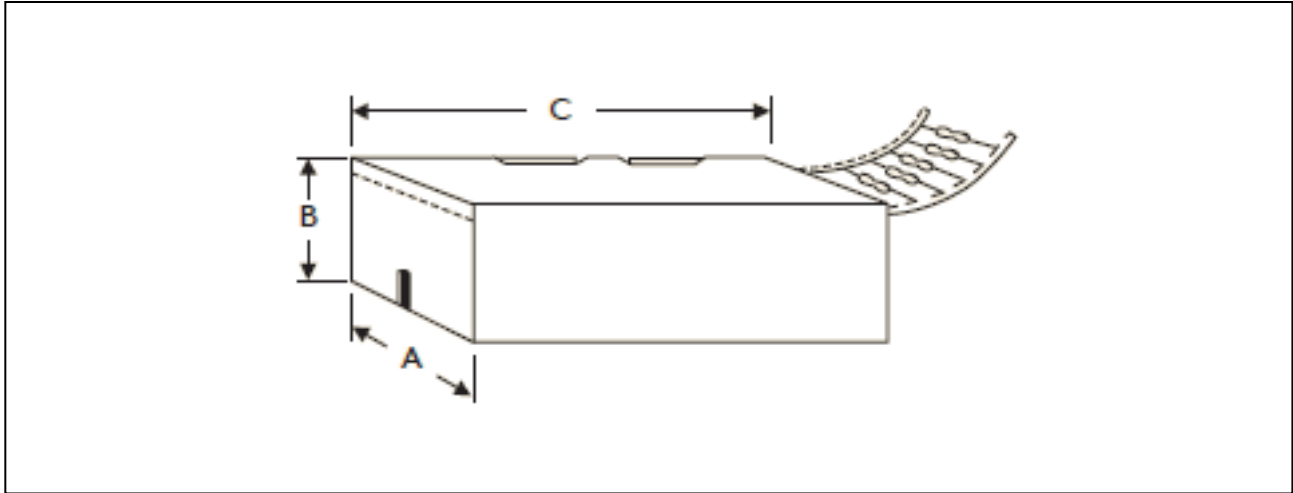


TYPE

Unit: mm/piece

Normal	Across Flange(A)	B	Quantity Per Reel
JPW-05	66.5	75.5	10,000
JPW-06	66.5	75.5	10,000
JPW-07	66.5	75.5	10,000
JPW-07	87	96	10,000
JPW-08	66.5	75.5	10,000
JPW-08	87	96	10,000
JPW-10	66.5	75.5	5,000
JPW-10	87	96	5,000

**TAPE ON BOX PACKING**



Unit: mm/piece

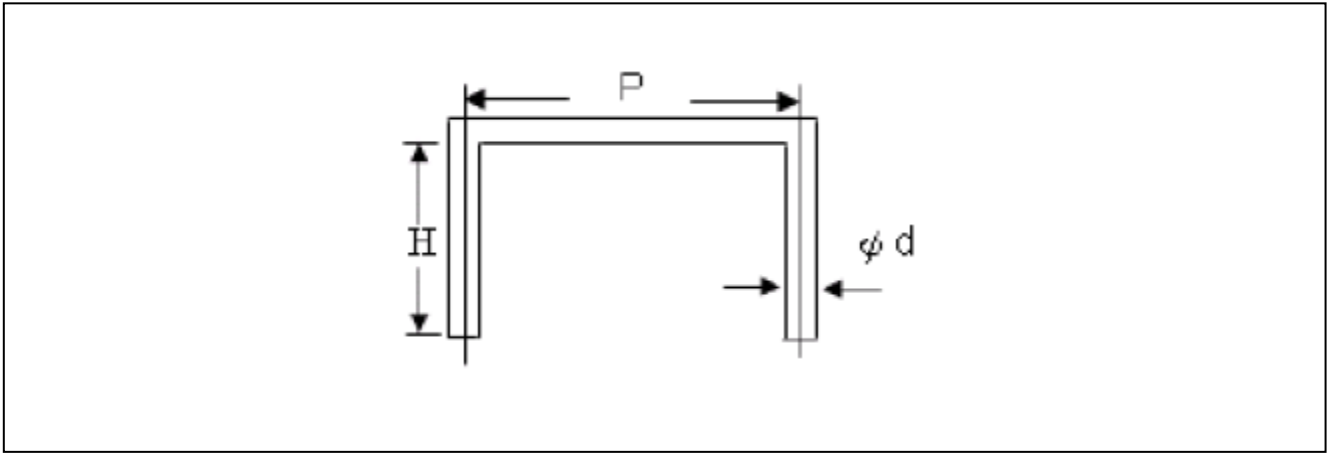
Normal	A	B	C	Quantity Per Box
JPW-05	48	68	255	5,000
JPW-05	78	115	260	10,000
JPW-06	48	68	255	5,000
JPW-06	78	115	260	10,000
JPW-07	48	68	255	5,000
JPW-07	78	115	260	10,000
JPW-08	48	68	255	5,000
JPW-08	81	70	260	5,000
JPW-10	48	68	255	5,000
JPW-10	81	70	260	5,000

**BULK PACKING**

Normal	Piece/Per Inner Box	Bag/Per Inner Box	Piece Per Bag
JPW-05	10,000	10	1,000
JPW-06	10,000	10	1,000
JPW-07	10,000	10	1,000
JPW-08	10,000	10	1,000
JPW-10	10,000	10	1,000

**FORMING**

**M TYPE**



TYPE	DIMENSIONS			Unit: mm
Normal	$\psi d$	P	H	Forming code
JPW-05	0.5±0.05	5.0±1.0	4.0±0.5	M504
		5.0±1.0	10.0±1.0	M5010
		5.0±1.0	4.0±0.5	M504
JPW-06	0.6±0.05	8.0±1.0	4.0±0.5	M804
		7.5±1.0	10.0±0.5	M75010
		14.0±1.0	3.5±1.0	M14035
		16.5±1.0	3.5±1.0	M165035
JPW-07	0.7±0.05			
JPW-08	0.8±0.05			
JPW-10	1.0±0.05			

**REVISION HISTORY**

REVISION	DATE	CHANGE NOTIFICATION	DESCRIPTION
Version 4	Apr.2, 2024	-	- Added forming code description for part number
Version 3	Sep.5, 2023	-	- Update legal disclaimer and footer version numbers
Version 2	Apr. 6, 2022		- Update M75010 forming code
Version 1	Mar.10, 2022		-Add M14035& M165035 forming code
Version 0	Aug.2, 2021	-	- First issue of this specification

*“ Yageo reserves all the rights for revising the content of this datasheet without further notification, as long as the products itse If are unchanged. Any product change will be announced by PCN.”*

## LEGAL DISCLAIMER

YAGEO, its distributors and agents (collectively, "YAGEO"), hereby disclaims any and all liabilities for any errors, inaccuracies or incompleteness contained in any product related information, including but not limited to product specifications, datasheets, pictures and/or graphics. YAGEO may make changes, modifications and/or improvements to product related information at any time and without notice.

YAGEO makes no representation, warranty, and/or guarantee about the fitness of its products for any particular purpose or the continuing production of any of its products. To the maximum extent permitted by law, YAGEO disclaims (i) any and all liability arising out of the application or use of any YAGEO product, (ii) any and all liability, including without limitation special, consequential or incidental damages, and (iii) any and all implied warranties, including warranties of fitness for a particular purpose, non-infringement and merchantability.

YAGEO products are designed for general purpose applications under normal operation and usage conditions. Please contact YAGEO for the applications listed below which require especially high reliability for the prevention of defects which might directly cause damage to the third party's life, body or property: Aerospace equipment (artificial satellite, rocket, etc.), Atomic energy-related equipment, Aviation equipment, Disaster prevention equipment, crime prevention equipment, Electric heating apparatus, burning equipment, Highly public information network equipment, data-processing equipment, Medical devices, Military equipment, Power generation control equipment, Safety equipment, Traffic signal equipment, Transportation equipment and Undersea equipment, or for any other application or use in which the failure of YAGEO products could result in personal injury or death, or serious property damage. Particularly **YAGEO Corporation and its affiliates do not recommend the use of commercial or automotive grade products for high reliability applications or manned space flight.**

Information provided here is intended to indicate product specifications only. YAGEO reserves all the rights for revising this content without further notification, as long as products are unchanged. Any product change will be announced by PCN.