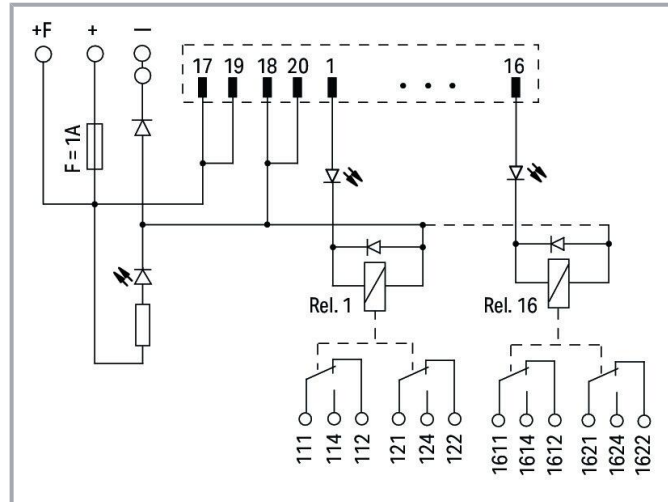



## Data sheet | Item number: 704-5064

Interface module for system wiring; Pluggable connector per DIN 41651;  
Male connector; 20-pole; 16-channel relay output; 2 changeover contacts;  
Double-deck PCB terminal blocks; in mounting carrier; 2,50 mm<sup>2</sup>



[www.wago.com/704-5064](http://www.wago.com/704-5064)



### Data

### Notes

Note Independent of the relay used, the maximum continuous current is 5 A per channel.

### Electrical data

Inputs/outputs	16-channel relay output
Nominal operating voltage	DC 24 V
Operating voltage range	±10 %
Number of changeover/switchover contacts	2
Limiting continuous current	5 A
Making capacity	2 ms 8 A
Switching voltage (max.)	AC 250 V; DC 48 V
Switching power (resistive) max.	AC 1000 VA; DC 50 W
Mechanical life	30 x 10 <sup>6</sup> switching operations
Status indicator	Green LED (channel) Yellow LED (power supply)

Subject to changes. Please also observe the further product documentation!

WAGO GmbH & Co. KG  
Hansastr. 27  
32423 Minden  
Phone: +49571 887-0 | Fax: +49571 887-169  
Email: [info.de@wago.com](mailto:info.de@wago.com) | Web: [www.wago.com](http://www.wago.com)

Do you have any questions about our products?  
We are always happy to take your call at +49 (571) 887-44222.



Internal fuse	Supply: 1 A; Relay output: -
WAGO Basic Relay	788-156

## Safety and protection

Rated voltage	50 V
Rated surge voltage	0.8 kV
Pollution degree	2
Dielectric strength (control/load circuit) (AC, 1 min)	4 kVrms
Dielectric strength (load/load circuit) (AC, 1 min)	1 kVrms

## Compatibility

### Siemens

Siemens S7-300	6ES7 313-5BE01-0AB0 6ES7 313-5BG04-0AB0 6ES7 313-6BE01-0AB0 6ES7 313-6BF03-0AB0 6ES7 313-6CE01-0AB0 6ES7 313-6CF03-0AB0 6ES7 314-6BF01-0AB0 6ES7 314-6BG03-0AB0 6ES7 314-6CF01-0AB0 6ES7 314-6CG03-0AB0 6ES7 322-1BH01-0AA0 6ES7 322-1BH10-0AA0 6ES7 322-1BH80-0AA0 6ES7 322-1BL00-0AA0 6ES7 322-1BP00-0AA0 6ES7 322-1EH01-0AA0 6ES7 322-8BH01/8BH10-0AB0 6ES7 323-1BL00-0AA0
Siemens S7-400	6ES7 422-1BL00-0AA0
Siemens S7-1500	6ES7 511-1CK00-0AB0 6ES7 512-1CK00-0AB0 6ES7 522-1BH00-0AB0 6ES7 522-1BH01-0AB0 6ES7 522-1BH10-0AA0 6ES7 522-1BL00-0AB0 6ES7 522-1BL01-0AB0 6ES7 522-1BL10-0AA0 6ES7 522-1BP00-0AA0 6ES7 523-1BL00-0AA0
Siemens ET200SP	6ES7 132-6BH00-0AA0

Subject to changes. Please also observe the further product documentation!



6ES7 132-6BH00-2AA0  
 6ES7 132-6BH01-0BA0  
 6ES7 132-6BH01-2BA0

## GE Fanuc

GE Fanuc 9030	IC693 MDL740 IC693 MDL742 IC693 MDL753
GE Fanuc RX3i	IC694 MDL753

## Schneider

Schneider Modicon TM3	TM3 DQ16T(G) TM3 DQ16TK TM3 DQ32TK
Schneider Modicon M340	BMX DDO 1602 BMX DDO 3202K BMX DDO 6402K BMX DDM 3202K
Schneider Modicon Quantum	140 DDO 353 00 140 DDO 353 01 140 DDO 364 00 140 DVO 853 00
Schneider TSX	TSX DSY 16T2 TSX DSY 32T2K TSX DSY 64T2K TSX DMY 28FK TSX DMY 28RFK TSX DSZ 32T2 TSX DMZ 28DT TSX DMZ 28DTK TSX DMZ 64DTK
Schneider Twido	TM2 DDO 16TK TM2 DDO 32TK

## Rockwell

Rockwell Compact Logix	1769 - OB16 1769 - OB16P 1769 - OB32 1769 - OB32T
Rockwell Control Logix	1756 - OB16E 1756 - OB32

Subject to changes. Please also observe the further product documentation!



## Omron

Omron CJ1W	CJ1W-MD232
	CJ1W-OD212
	CJ1W-OD232
	CJ1W-OD262

## WAGO

WAGO I/O System 750	750-1500
WAGO I/O System 753	753-530 (x2)

## Connection data

### Connection 1

Connector	DIN 41651 connector; male connector
Pole number 1	20
Connection type 1	System
Note (conductor cross-section)	12 AWG: THHN, THWN
Mating direction	vertical

### Connection 2

Design 2	PCB terminal blocks (double-deck)
Pole number 2	96
Connection type 2	Field
WAGO connector 2	WAGO 736 Series
Solid conductor 2	0.08 ... 2.5 mm <sup>2</sup> / 28 ... 12 AWG
Fine-stranded conductor 2	0.08 ... 2.5 mm <sup>2</sup> / 28 ... 12 AWG
Strip length 2	5 ... 6 mm / 0.2 ... 0.24 inches

### Connection 3

Design 3	PCB terminal blocks
Pole number 3	4
Connection type 3	Power supply
WAGO connector 3	WAGO 236 Series
Solid conductor 3	0.08 ... 2.5 mm <sup>2</sup> / 28 ... 12 AWG
Fine-stranded conductor 3	0.08 ... 2.5 mm <sup>2</sup> / 28 ... 12 AWG
Strip length 3	5 ... 6 mm / 0.2 ... 0.24 inches

Subject to changes. Please also observe the further product documentation!

WAGO GmbH & Co. KG  
 Hansastr. 27  
 32423 Minden  
 Phone: +49571 887-0 | Fax: +49571 887-169  
 Email: [info.de@wago.com](mailto:info.de@wago.com) | Web: [www.wago.com](http://www.wago.com)

Do you have any questions about our products?  
 We are always happy to take your call at +49 (571) 887-44222.



## Physical data

Width	247 mm / 9.724 inches
Height	105 mm / 4.134 inches
Depth from upper-edge of DIN-rail	50 mm / 1.969 inches

## Mechanical data

Mounting type	DIN-35 rail
---------------	-------------

## Material data

Contact material (relay)	AgNi 90/10
Fire load	13.425 MJ
Weight	645 g

## Environmental requirements

Ambient temperature (operation)	-25 ... +40 °C
Ambient temperature (storage)	-40 ... +70 °C
Relative humidity	85% (non-condensing)

## Commercial data

Product Group	30 (WAGO France)
eCl@ss 10.0	27-14-11-52
eCl@ss 9.0	27-14-11-52
ETIM 8.0	EC002780
ETIM 7.0	EC002780
ECCN	NO DATA
PU (SPU)	1 pcs
Packaging type	box
Country of origin	FR
GTIN	4045454980191
Customs tariff number	85366990990



## Environmental Product Compliance

RoHS Compliance Status	Compliant, No Exemption
------------------------	-------------------------

Subject to changes. Please also observe the further product documentation!





## Approvals / Certificates

### Declarations of conformity and manufacturer's declarations



Logo	Approval	Additional Approval Text	Certificate name
	EU-Declaration of Conformity WAGO GmbH & Co. KG	-	-
	UK-Declaration of Conformity WAGO GmbH & Co. KG	-	-

## Optional accessories

### Marking accessories

Marking strip		
	Item no.: 2009-110 Marking strips; for Smart Printer; on reel; not stretchable; plain; snap-on type; white	<a href="http://www.wago.com/2009-110">www.wago.com/2009-110</a>
	Item no.: 709-196 Marking strips; for laser printer; translucent	<a href="http://www.wago.com/709-196">www.wago.com/709-196</a>
	Item no.: 709-178 Marking strips; on reel; 7.5 mm wide; not stretchable; plain; snap-on type; white	<a href="http://www.wago.com/709-178">www.wago.com/709-178</a>
	Item no.: 709-177 Marking strips; on reel; 7.5 mm wide; not stretchable; plain; snap-on type; translucent	<a href="http://www.wago.com/709-177">www.wago.com/709-177</a>

### Cables and pluggable connectors

System cable		
	Item no.: 706-2300/301-300 System cable; for Siemens S7-300; 2 x 16 digital inputs or outputs; Length: 3 m; Conductor cross-section: 0.14 mm <sup>2</sup>	<a href="http://www.wago.com/706-2300/301-300">www.wago.com/706-2300/301-300</a>
	Item no.: 706-2300/301-200 System cable; for Siemens S7-300; 2 x 16 digital inputs or outputs; Length: 2 m; Conductor cross-section: 0.14 mm <sup>2</sup>	<a href="http://www.wago.com/706-2300/301-200">www.wago.com/706-2300/301-200</a>

Item no.: 706-2300/200-100

Subject to changes. Please also observe the further product documentation!



System cable; for Siemens S7-300; 2 x 16 digital outputs; Length: 1 m; Conductor cross-section: 0.14 mm<sup>2</sup>

[www.wago.com/706-2300/200-100](http://www.wago.com/706-2300/200-100)



**Item no.: 706-2300/200-300**

System cable; for Siemens S7-300; 2 x 16 digital outputs; Length: 3 m; Conductor cross-section: 0.14 mm<sup>2</sup>

[www.wago.com/706-2300/200-300](http://www.wago.com/706-2300/200-300)



**Item no.: 706-2300/200-200**

System cable; for Siemens S7-300; 2 x 16 digital outputs; Length: 2 m; Conductor cross-section: 0.14 mm<sup>2</sup>

[www.wago.com/706-2300/200-200](http://www.wago.com/706-2300/200-200)



**Item no.: 706-2300/300-100**

System cable; for Siemens S7-300; 16 digital inputs or outputs; Length: 1 m; Conductor cross-section: 0.14 mm<sup>2</sup>

[www.wago.com/706-2300/300-100](http://www.wago.com/706-2300/300-100)



**Item no.: 706-2300/301-100**

System cable; for Siemens S7-300; 2 x 16 digital inputs or outputs; Length: 1 m; Conductor cross-section: 0.14 mm<sup>2</sup>

[www.wago.com/706-2300/301-100](http://www.wago.com/706-2300/301-100)



**Item no.: 706-2300/300-200**

System cable; for Siemens S7-300; 16 digital inputs or outputs; Length: 2 m; Conductor cross-section: 0.14 mm<sup>2</sup>

[www.wago.com/706-2300/300-200](http://www.wago.com/706-2300/300-200)



**Item no.: 706-2300/300-300**

System cable; for Siemens S7-300; 16 digital inputs or outputs; Length: 3 m; Conductor cross-section: 0.14 mm<sup>2</sup>

[www.wago.com/706-2300/300-300](http://www.wago.com/706-2300/300-300)



**Item no.: 706-7753/301-200**

System cable; for WAGO-I/O-SYSTEM, 753 Series; 2 x 16 digital inputs or outputs; Length: 2 m; Conductor cross-section: 0.14 mm<sup>2</sup>

[www.wago.com/706-7753/301-200](http://www.wago.com/706-7753/301-200)

Connecting cable



**Item no.: 706-100/1300-200**

Connection cable; 20-pole; Pluggable connector per DIN 41651; open-ended; Length: 2 m; Conductor cross-section: 0.14 mm<sup>2</sup>; UR components

[www.wago.com/706-100/1300-200](http://www.wago.com/706-100/1300-200)



**Item no.: 706-100/1300-400**

Connection cable; 20-pole; Pluggable connector per DIN 41651; open-ended; Length: 4 m; Conductor cross-section: 0.14 mm<sup>2</sup>; UR components

[www.wago.com/706-100/1300-400](http://www.wago.com/706-100/1300-400)

Basic Relay

Basic relay



**Item no.: 788-156**

Basic relay; Nominal input voltage: 24 VDC; 2 changeover contacts; Limiting continuous current: 8 A; Module width: 13 mm; Module height: 15 mm

[www.wago.com/788-156](http://www.wago.com/788-156)

Subject to changes. Please also observe the further product documentation!

WAGO GmbH & Co. KG

Hansastr. 27

32423 Minden

Phone: +49571 887-0 | Fax: +49571 887-169

Email: [info.de@wago.com](mailto:info.de@wago.com) | Web: [www.wago.com](http://www.wago.com)

Do you have any questions about our products?

We are always happy to take your call at +49 (571) 887-44222.



## Downloads

### Documentation

#### Bid Text

704-5064 X81 - Datei	2019 年2月19 日	xml 4.2 kB	Download
-------------------------	--------------	---------------	----------

704-5064 doc - Datei	2015 年11月20 日	doc 27.6 kB	Download
-------------------------	---------------	----------------	----------

#### Additional Information

Disposal and Recycling Electrical and electronic equipment, Batteries, Packaging	V 1.1.0 2022 年8月18 日	pdf 2.2 MB	Download
---	-------------------------	---------------	----------

#### System Description

WAGO System Wiring, Selection Guide This guide will help you select the appropriate interface modules and system cables for the controller you are usng.		pdf 545.9 kB	Download
---	--	-----------------	----------

## CAD/CAE-Data

### CAE data

EPLAN Data Portal 704-5064		URL	Download
----------------------------	--	-----	----------

WSCAD Universe 704-5064		URL	Download
-------------------------	--	-----	----------

## Environmental Product Compliance

### Compliance Search

Environmental Product Compliance 704-5064 Interface module for system wiring; Pluggable connector per DIN 41651; Male connector; 20-pole; 16-channel relay output; 2 changeover contacts; Double-deck PCB terminal blocks; in mounting carrier; 2,50 mm <sup>2</sup>		URL	Download
---	--	-----	----------

## Installation Notes

Subject to changes. Please also observe the further product documentation!

WAGO GmbH & Co. KG  
Hansastr. 27  
32423 Minden  
Phone: +49571 887-0 | Fax: +49571 887-169  
Email: [info.de@wago.com](mailto:info.de@wago.com) | Web: [www.wago.com](http://www.wago.com)

Do you have any questions about our products?  
We are always happy to take your call at +49 (571) 887-44222.